



University of Groningen

Lipase-catalyzed second-order asymmetric transformations as resolution and synthesis strategies for chiral 5-(acyloxy)-2(5H)-furanone and pyrrolinone synthons

vanderDeen, H; Cuiper, AD; Hof, RP; vanOeveren, A; Feringa, BL; Kellogg, RM

Published in:
Journal of the American Chemical Society

DOI:
[10.1021/ja953812h](https://doi.org/10.1021/ja953812h)

IMPORTANT NOTE: You are advised to consult the publisher's version (publisher's PDF) if you wish to cite from it. Please check the document version below.

Document Version
Publisher's PDF, also known as Version of record

Publication date:
1996

[Link to publication in University of Groningen/UMCG research database](#)

Citation for published version (APA):
vanderDeen, H., Cuiper, AD., Hof, RP., vanOeveren, A., Feringa, BL., & Kellogg, RM. (1996). Lipase-catalyzed second-order asymmetric transformations as resolution and synthesis strategies for chiral 5-(acyloxy)-2(5H)-furanone and pyrrolinone synthons. *Journal of the American Chemical Society*, 118(16), 3801-3803. <https://doi.org/10.1021/ja953812h>

Copyright

Other than for strictly personal use, it is not permitted to download or to forward/distribute the text or part of it without the consent of the author(s) and/or copyright holder(s), unless the work is under an open content license (like Creative Commons).

Take-down policy

If you believe that this document breaches copyright please contact us providing details, and we will remove access to the work immediately and investigate your claim.

Downloaded from the University of Groningen/UMCG research database (Pure): <http://www.rug.nl/research/portal>. For technical reasons the number of authors shown on this cover page is limited to 10 maximum.

Lipase-Catalyzed Second-Order Asymmetric Transformations as Resolution and Synthesis Strategies for Chiral 5-(Acyloxy)-2(5H)-furanone and Pyrrolinone Synthons

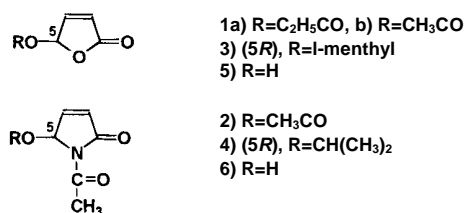
Hanneke van der Deen, Agnes D. Cuiper, Robert P. Hof, Arjan van Oeveren, Ben L. Feringa,* and Richard M. Kellogg*

Contribution from the Department of Organic and Molecular Inorganic Chemistry, Groningen Centre for Catalysis and Synthesis, University of Groningen, Nijenborgh 4, Groningen 9747 AG, The Netherlands

Received November 13, 1995[®]

Abstract: By use of lipase R (Amano, *Penicillium roqueforti*) immobilized on Hyflo Super Cell it is possible to convert at ambient temperature 5-hydroxy-5H-furan-2-one (**5**) to acetic acid 5-oxo-2,5-dihydrofuran-2-yl ester (**1b**) by acylation with vinyl acetate in 1:1 cyclohexane-butyl acetate. At 90% conversion the enantiomeric excess of **1b** is 100%. This is an example of an enzyme-catalyzed second-order transformation whereby the unreactive enantiomer of **5** racemizes during reaction, allowing up to 100% conversion and obtainment of high enantiomeric excesses. The method is even more effective with 5-(acyloxy)-2(5H)-pyrrolinones. Racemic acetic acid 1-acetyl-5-oxo-2,5-dihydro-1H-pyrrol-2-yl ester (**2**) when treated with the lipase from *Candida antarctica* at ambient temperature in 3:1 *n*-hexane-butanol undergoes exactly 50% conversion to afford (+)-**2** in >99% enantiomeric excess. This is the unreactive enantiomer. The (-)-enantiomer is converted to the 5-hydroxy derivative **6**, which with *Candida antarctica* in 1:1 *n*-hexane-vinyl acetate at 69 °C (the temperature is higher to increase the rate of racemization) is transformed (100% conversion) to (-)-**2**, obtained in >99% enantiomeric excess. The scope of these second-order asymmetric transformations is discussed as well as procedures for optimization of reaction conditions whereby transesterification strategies are combined with those of second-order asymmetric transformation.

Second-order asymmetric transformations¹ offer attractive processes for the complete conversion of a racemate into a single enantiomer.² Recently examples of enzymatic kinetic resolutions coupled to substrate racemization have been discovered.³⁻⁵ We report here the application of separate aspects of this approach in kinetic resolution and enantioselective synthesis to achieve—using a single enzyme but only by variation of the technique—the directed synthesis of either enantiomer of interesting heterocyclic synthons. The approach leads to 5-(acyloxy)-2(5H)-furanones **1** and pyrrolinones **2**.



These classes of heterocycles are of proven potential as chiral synthons. The capacities of (5R)-(l-menthyl)-2(5H)-furanone (**3**) are nicely demonstrated in the flexible, one-pot

syntheses of several lignans⁶ and analogs of podophyllotoxins, potent lignan anticancer drugs.^{7a} An asymmetric synthesis of analogs of the germination stimulant strigol, developed by Zwanenburg et al., depends on the availability of **3**.^{7b} These examples complement a variety of other synthetic applications that have been reported.⁸ The structurally related 5-isopropoxypyrrolinone **4**, prepared somewhat arduously from (*R*)-malic acid, is a source of optically active *N*-acyliminium ion precursors, and has been shown by Hiemstra and Speckamp to be an effective synthon for construction via stereoselective Diels-Alder cycloadditions of intermediates for the synthesis of gelsemine.⁹

Virtually all descriptions of applications of these chiral heterocyclic compounds are based on butenolide **3**, which contains the l-menthyl auxiliary, and **4** for which malic acid is required as a precursor. Avoidance of chiral auxiliaries and more direct routes to these chiral synthons would enhance their applicability. To this end we reported recently¹⁰ that (+)-**1a**^{11,12} can be obtained in 98% ee at 51% conversion (*E* > 130) with lipase R (from Amano, source *Penicillium roqueforti*) and (-)-

(6) Oeveren van, A.; Jansen, J. F. G. A.; Feringa, B. L. *J. Org. Chem.* **1994**, *59*, 5999.

(7) (a) Middel, O.; Woerdenbag, H. J.; Uden van, W. A.; Oeveren van, A.; Jansen, J. F. G. A.; Feringa, B. L.; Konings, A. W. T.; Pras, N.; Kellogg, R. M. *J. Med. Chem.* **1995**, *38*, 2112. (b) Thuring, J. W. J. F.; Nefkens, G. H. L.; Schaafstra, R.; Zwanenburg, B. *Tetrahedron* **1995**, *51*, 5047.

(8) (a) Feringa, B. L.; Lange de, B.; Jong de, J. C. *J. Org. Chem.* **1989**, *54*, 2471. (b) Toda, F.; Tanaka, K.; Leung, C. W.; Meetsma, A.; Feringa, B. L. *J. Chem. Soc., Chem. Commun.* **1994**, 2371. (c) Feringa, B. L.; Lange de, B. *Tetrahedron* **1988**, *44*, 7213. (d) Faber, W. S.; Kok, J.; Lange de, B.; Feringa, B. L. *Tetrahedron* **1994**, *50*, 4775.

(9) Koot, W. J.; Hiemstra, H.; Speckamp, W. N. *J. Org. Chem.* **1992**, *57*, 1059. For application in the synthesis of (-)-peduncularine, see: Klaver, W. J.; Hiemstra, H.; Speckamp, W. N. *J. Am. Chem. Soc.* **1989**, *111*, 2588.

(10) Deen van der, H.; Hof, R. P.; Oeveren van, A.; Feringa, B. L.; Kellogg, R. M. *Tetrahedron Lett.* **1994**, *45*, 8441.

[®] Abstract published in *Advance ACS Abstracts*, April 1, 1996.

(1) (a) Eliel, E. L.; Wilen, S. H. *Stereochemistry of Organic Compounds*; Wiley-Interscience: New York, 1994; p 414. (b) Morrison, J. D. *Asymmetric Synthesis*; Academic Press: New York, 1983; Vol. 1, p 3.

(2) For a review of second-order asymmetric transformations (dynamic kinetic resolutions), see: Ward, R. S. *Tetrahedron: Asymmetry* **1995**, *6*, 1475.

(3) Fülling, G.; Sih, C. J. *J. Am. Chem. Soc.* **1987**, *109*, 2845.

(4) (a) Gu, R. L.; Lee, I. S.; Sih, C. J. *Tetrahedron Lett.* **1992**, *33*, 1953.

(b) Bevinakatti, H. S.; Newadkar, R. V.; Banerji, A. A. *J. Chem. Soc., Chem. Commun.* **1990**, 1091.

(5) Tan, D. S.; Gunter, M. M.; Drueckhammer, D. G. *J. Am. Chem. Soc.* **1995**, *117*, 9093.

Scheme 1

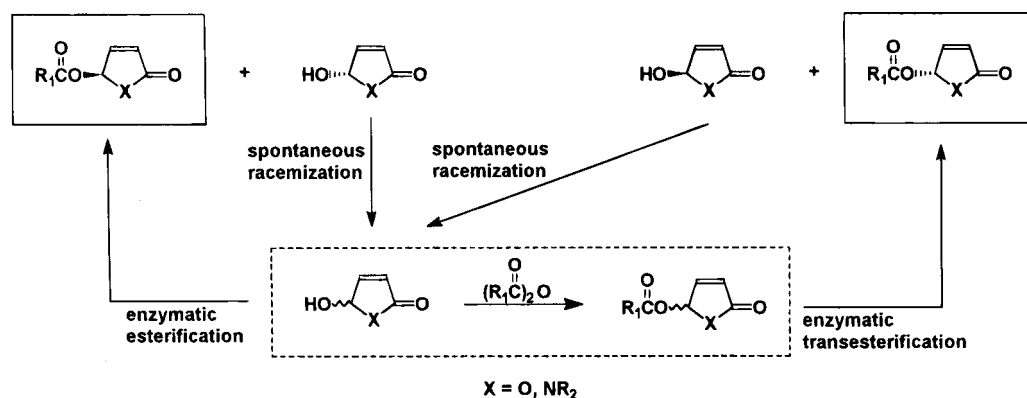
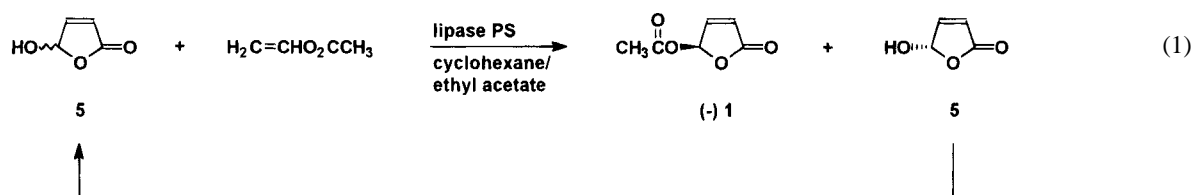


Table 1. Lipase-Catalyzed Esterification and Transesterification As Illustrated in Scheme 1

entry	reaction ^a	lipase ^b	time (h)	product	X	R ₁	R ₂	c ^c (%)	ee ^d (%)
1	esterification	R	240	(-)- 1b	O	CH ₃		90	>99
2	esterification	PS	21	(-)- 1b	O	CH ₃		100	89
3	esterification	PS	21	(-)- 1a	O	C ₂ H ₅		100	83
4	transesterification	CAL	48	(+)- 7	N	CH ₃	CH ₃	67	>99
5	transesterification	CAL	24	(+)- 2	N	CH ₃	COCH ₃	50	>99
6	transesterification	CAL	48	(+)- 8	N	C ₂ H ₅	COC ₂ H ₅	49	>99
7	transesterification	CAL	24	(+)- 9	N	CH ₃	COC ₂ H ₅	49	>99
8	transesterification	CAL	24	(+)- 10	N	C ₂ H ₅	COCH ₃	49	>99
9	esterification	CAL	18	(-)- 2	N	CH ₃	COCH ₃	100	>99

^a Solvent: for transesterification, *n*-hexane-1-butanol (3:1); for esterification entry 1, diethyl ether; entries 2 and 3, cyclohexane-butyl acetate (1:1); entry 9, vinyl acetate-*n*-hexane (1:1). Acyl donor (esterification): vinyl acetate or vinyl propionate. All reactions were performed at room temperature except for entry 9, which was performed at 69 °C. Monitoring and analysis carried out analogously to the procedure described in ref 10. ^b Commercial immobilized *C. Antarctica* lipase (CAL) was used; lipases R and PS were immobilized on Hyflo Super Cell.¹³ ^c The conversion (c) was determined by chiral GC using *n*-decane or tridecane as an internal standard. ^d The ee was determined by chiral GC; >99% indicates that the other enantiomer could not be detected.



1a in 90% ee at 48% conversion ($E > 200$) with lipase AY (*Candida rugosa*) by means of catalyzed transesterification with 1-butanol in *n*-hexane.

We have now found that on use of lipase PS (*Amano, Pseudomonas fluorescens*), immobilized on Hyflo Super Cell,¹³ the rate is increased dramatically. For example, on an 8.0 g scale complete conversion is obtained in about 4 h instead of the 8 days that would normally be required on this scale. As expected (+)-**1b** fails to react and is isolated chemically and enantiomerically pure in 64% yield based on a maximum conversion of 50% (see the Experimental Section). This enzyme clearly converts (-)-**1** to **5**, and the latter racemizes rapidly under the reaction conditions.

The observation of spontaneous in situ racemization offers an opportunity to carry out complete resolution by coupling the

kinetic resolution to an asymmetric transformation (second-order asymmetric transformation). Therefore, the reverse reaction, i.e., esterification (eq 1) was investigated with lipase PS (one of the more reactive lipases) in vinyl acetate as solvent at 40 °C. However, the conversion to (-)-**1b** (ee = 82%) was only 33% complete after 10 days. For lipase R 28% conversion (ee > 98%) was found.

Some improvement in reactivity was obtained by systematic investigation of solvents; on use of the mixed solvent system cyclohexane-ethyl acetate (1:1), 100% conversion was obtained in 14 days and (-)-**1b** was formed in 86% ee. Again dramatic further improvement was obtained with immobilized lipase PS. Within 21 h in 1:1 cyclohexane-butyl acetate, 100% conversion was obtained and (-)-**1b** was obtained in 89% ee. Using lipase R at 90% conversion the ee of (-)-**1b** is >99%. The results are summarized in Table 1. Other acyl donors used with success were vinyl propionate (Table 1, entry 3), vinyl butanoate, and vinyl crotonate (neither illustrated).

This approach is even more successful with **2** prepared by reaction of 5-methoxy-2(5H)-furanone with NH₃ followed by acylation with acetic anhydride. With the lipase from *Candida antarctica* at 20 °C in 3:1 *n*-hexane-butanol **2** is converted (Table 1, entry 5) to the extent of 50% leaving (+)-**2** in >99% ee (eq 2).¹⁴ Even on extended standing, the reaction proceeded no further. Both *N*-alkyl and *N*-acyl substituents as well as

(11) The absolute configuration of (+)-**1a** is thought to be *S* as illustrated. This is based on correlations carried out with the corresponding (+)-**1b**. Briefly, Diels-Alder cycloaddition with cyclopentadiene proceeds in the expected endo fashion and on the face of the alkene opposite the acyloxy group. Transacetalization of this cycloadduct either with methanol or with water leads to two adducts identical to those obtained from the cycloaddition followed by analogous transacetalization of (5*R*)-**3** except that the optical rotations are opposite. The configuration of (+)-**1b** is therefore *S* and (+)-**1a** also *S* by analogy.

(12) The lipase does not catalyze ring-opening of the lactone at a detectable rate.

(13) Bovara, R.; Carrera, G.; Ferrara, L.; Riva, S. *Tetrahedron: Asymmetry* **1991**, 2, 931.

