



King's Research Portal

DOI:

[10.1016/j.drugalcdep.2022.109531](https://doi.org/10.1016/j.drugalcdep.2022.109531)

Document Version

Publisher's PDF, also known as Version of record

[Link to publication record in King's Research Portal](#)

Citation for published version (APA):

Borissova, A., Soni, S., Aston, E. R., Lees, R., Petrilli, K., Wall, M. B., Bloomfield, M. A. P., Mertzani, E., Paksina, A., Freeman, T. P., Mokrysz, C., Lawn, W., & Curran, H. V. (2022). Age differences in the behavioural economics of cannabis use: Do adolescents and adults differ on demand for cannabis and discounting of future reward? *Drug and alcohol dependence*, 238, [109531]. <https://doi.org/10.1016/j.drugalcdep.2022.109531>

Citing this paper

Please note that where the full-text provided on King's Research Portal is the Author Accepted Manuscript or Post-Print version this may differ from the final Published version. If citing, it is advised that you check and use the publisher's definitive version for pagination, volume/issue, and date of publication details. And where the final published version is provided on the Research Portal, if citing you are again advised to check the publisher's website for any subsequent corrections.


General rights

Copyright and moral rights for the publications made accessible in the Research Portal are retained by the authors and/or other copyright owners and it is a condition of accessing publications that users recognize and abide by the legal requirements associated with these rights.

- Users may download and print one copy of any publication from the Research Portal for the purpose of private study or research.
- You may not further distribute the material or use it for any profit-making activity or commercial gain
- You may freely distribute the URL identifying the publication in the Research Portal

Take down policy

If you believe that this document breaches copyright please contact librarypure@kcl.ac.uk providing details, and we will remove access to the work immediately and investigate your claim.



Age differences in the behavioural economics of cannabis use: Do adolescents and adults differ on demand for cannabis and discounting of future reward?

A. Borissova^{a,b,c,*}, S. Soni^{a,1}, E.R. Aston^d, R. Lees^e, K. Petrilli^e, M.B. Wall^{a,h},
M.A.P. Bloomfield^{a,c,f,g}, E. Mertzani^a, A. Paksina^a, T.P. Freeman^{a,e}, C. Mokrysz^a, W. Lawn^{a,i,j},
H.V. Curran^a

^a Clinical Psychopharmacology Unit, University College London, London, United Kingdom

^b Institute of Psychiatry, Psychology and Neuroscience, King's College London, London, United Kingdom

^c NIHR University College London Hospitals Biomedical Research Centre, University College Hospital, London, United Kingdom

^d Center for Alcohol and Addiction Studies, Department of Behavioral and Social Sciences, Brown University School of Public Health, Providence, RI, USA

^e Addiction and Mental Health Group (AIM), Department of Psychology, University of Bath, Bath, United Kingdom

^f Translational Psychiatry Research Group, Research Department of Mental Health Neuroscience, Division of Psychiatry, University College London, London, United Kingdom

^g Psychiatric Imaging Group, Medical Research Council London Institute of Medical Sciences, Imperial College London, Hammersmith Hospital, London, United Kingdom

^h Invicro London, Burlington Danes Building, Hammersmith Hospital, Du Cane Road, London, United Kingdom

ⁱ National Addiction Centre, Institute of Psychiatry, Psychology and Neuroscience, King's College London, London, United Kingdom

^j Department of Psychology, Institute of Psychiatry, Psychology and Neuroscience, King's College London, London, United Kingdom

ARTICLE INFO

Keywords:

Cannabis
Delay discounting
Marijuana purchase task
Adolescent

ABSTRACT

Background: Adolescence is a period of psychological and neural development in which harms associated with cannabis use may be heightened. We hypothesised that adolescent who use cannabis (adolescentsWUC) would have steeper delay discounting (preference for immediate over future rewards) and greater demand (relative valuation) for cannabis than adults who use cannabis (adultsWUC).

Methods: This cross-sectional study, part of the 'CannTeen' project, compared adultsWUC (n = 71, 26–29 years old) and adolescentsWUC (n = 76, 16–17 years old), and gender- and age-matched adolescent (n = 63) and adult (n = 64) controls. AdolescentsWUC and adultsWUC used cannabis 1–7 days/week and were matched on cannabis use frequency (4 days/week). The Monetary Choice Questionnaire assessed delay discounting. A modified Marijuana Purchase Task (MPT) assessed cannabis demand in adolescentsWUC and adultsWUC. The MPT yielded five indices: intensity (amount of cannabis used at zero cost), O_{max} (total peak expenditure), P_{max} (price at peak expenditure), breakpoint (cost at which cannabis demand is suppressed to zero) and elasticity (degree to which cannabis use decreases with increasing price). Analyses were adjusted for covariates of gender, socioeconomic status, other illicit drug use.

Results: Both adolescentsWUC and adultsWUC had steeper delay discounting than controls (F , (1,254) = 9.13, p = 0.003, η_p^2 = 0.04), with no significant age effect or interaction. AdolescentsWUC showed higher intensity (F , (1,138) = 9.76, p = 0.002, η_p^2 = 0.07) and lower elasticity (F , (1,138) = 15.25, p < 0.001, η_p^2 = 0.10) than adultsWUC. There were no significant differences in P_{max} , O_{max} or breakpoint.

Conclusion: Individuals who use cannabis prefer immediate rewards more than controls. AdolescentsWUC, compared to adultsWUC, may be in a high-risk category with diminished sensitivity to cannabis price increases and a greater consumption of cannabis when it is free.

* Corresponding author at: Institute of Psychiatry, Psychology and Neuroscience, King's College London, London, United Kingdom.

E-mail address: anya.borissova@kcl.ac.uk (A. Borissova).

¹ these authors contributed equally to the work, for joint first authorship

1. Introduction

Cannabis is one of the most commonly used recreational drugs worldwide, with an estimated 3.8% of the world population reporting past-year use (United National Office on Drugs and Crime, 2020). The prevalence of past-year use is higher amongst adolescents: 22.5% of 15-year-olds in England (NHS-Digital, 2018) and 28% of 15–16-year-olds in the USA (National Institute on Drug Abuse, 2020). Earlier initiation is linked with later-life higher frequency of use (Millar et al., 2021). Notably, initiation of cannabis use before age 18 has been associated with higher prevalence of cannabis use disorder (CUD) within 12 months of use (Chen et al., 2009; Han et al., 2019; Volkow et al., 2021). There is evidence that frequent use in those under 18 confers greater risk that CUD symptoms will persist to later adulthood (Leung et al., 2020; Rioux et al., 2018).

Adolescence represents an extended period of psychological and neural development (Blakemore and Choudhury, 2006; Giedd et al., 1999), corresponding to changes in executive functioning involved in decision-making and impulse control (Blakemore and Robbins, 2012). Cannabis has a range of effects on cognition (Volkow et al., 2016) and exposure to cannabis in early adolescence may negatively impact cognitive development (Camchong et al., 2017; Churchwell et al., 2010; Lovell et al., 2020; Lubman et al., 2015; Medina et al., 2007). Age differences in decision-making, reward valuation, and executive control (Shulman et al., 2016) may lead adolescents to use greater amounts of cannabis.

Differences in cannabis use behaviour and decision-making between adolescents and adults can be examined through behavioural economics, which applies psychological and economic concepts to examine individuals' decision-making (Bickel et al., 2014). From behavioural economics comes the concept of Reinforcer Pathology, a framework for understanding decision-making that may contribute to the development of substance use disorders. This posits that problematic substance use can arise from persistently high valuation of a reinforcer (i.e., high drug demand) and excessive preference for immediate smaller rewards over larger delayed rewards (i.e., steeper delay discounting; (Bickel et al., 2014)).

Delay discounting refers to the reduction of the value of a reward with increasing delay to receiving it; immediate rewards are more highly valued than delayed ones. It is a useful index of impulsive decision-making, with steeper declines in delay discounting indicating the tendency to value immediate rewards over future rewards (MacKillop et al., 2010). Cannabis use has been associated with steeper delay discounting (Critchfield and Kollins, 2001), as has earlier age of onset of cannabis use (Heinz et al., 2013; Kollins, 2003). Thus, we expect individuals who use cannabis to have steeper delay discounting than those who do not. Given that delay discounting has been shown to predict cannabis use frequency and severity of CUD in adults (Aston et al., 2016; Strickland et al., 2017), it may be an important factor in understanding adolescents' higher risk for developing CUD. Indeed, in individuals receiving treatment for CUD, adolescents have been found to have steeper delay discounting than adults (Lee et al., 2015). Given steeper delay discounting in treatment-seeking adolescents who use cannabis (AdolescentsWUC), their ongoing development in impulse control and higher valuation of rewards (Shulman et al., 2016), we expect non-treatment seeking AdolescentsWUC to have steeper delay discounting than adults who use cannabis (AdultsWUC).

Relative reward valuation can be studied via hypothetical purchase tasks which measure drug demand (Zvorsky et al., 2019), such as the Marijuana Purchase Task (MPT; (Aston et al., 2015; Collins et al., 2014)). In this task, respondents indicate how many puffs of cannabis they would consume across escalating prices. Five indices can be obtained from the task: intensity (the amount of cannabis used at zero cost), O_{max} (total peak expenditure), P_{max} (price at peak expenditure), breakpoint (the cost at which cannabis demand is suppressed to zero) and elasticity (the degree to which cannabis use decreases with

increasing price) (Bickel et al., 2014). These indices represent different aspects of demand and the motivation to obtain the drug (MacKillop and Kahler, 2009), and have been linked to different cannabis use outcomes (Aston and Meshesha, 2020). To the authors' knowledge, no study has yet compared cannabis demand in adolescents and adults using the MPT. However, given adolescents' putative higher valuation of rewards, greater risk of CUD, and incomplete maturation of executive functioning, we expect AdolescentsWUC to have greater cannabis demand on these indices, than AdultsWUC.

Our hypotheses, as registered on the Open Science Framework (OSF) (Borissova et al., 2021) were:

1a. Individuals who use cannabis will have steeper delay discounting than controls.

1b. There will be an interaction between age-group and use-of-cannabis-group on delay discounting, such that the difference between individuals who use cannabis and controls (where individuals who use cannabis > controls) will be greater for adolescents than for adults.

2. AdolescentsWUC will have greater cannabis demand across five indices for cannabis than AdultsWUC.

2. Methods

2.1. Study design

This is an analysis of cross-sectional data from the baseline session of the longitudinal CannTeen study (Lawn et al., 2022). The study protocol describes aims, participants, power analysis, data collection procedures, tasks and timelines (Lawn et al., 2020). The analysis plan for this study was registered before statistical analyses were conducted (Borissova et al., 2021).

Ethical approval was obtained from the University College London ethics committee, project ID 5929/003. The study was conducted in line with the Declaration of Helsinki, and all participants provided written and informed consent to participating.

2.2. Participants

The full sample comprised 274 participants (see Table 1 for a full breakdown by use-of-cannabis group and gender). Participants were recruited from the London area through school assemblies, posters, Facebook and Gumtree adverts.

Adolescents were aged between 16 and 17 years and adults were aged 26–29 years. Individuals who use cannabis reported using cannabis 1–7 days per week, on average, over the past three months. AdultsWUC were excluded if they had used cannabis on a weekly or more frequent basis before age 18.

Controls reported using either cannabis or tobacco at least once in their life but could not have used cannabis more than 10 times across their lifetime. Controls were excluded if they had used cannabis in the past month, or if they had used cannabis more than once in the past three months.

Exclusion criteria for all participants included (a) current daily use of psychotropic medication, (b) current treatment for any mental health (including cannabis use) disorder, (c) history of psychotic disorder, or (d) using any one illicit drug more than twice per month, averaged over the past three months, as self-reported at screening. See [supplementary materials](#) for the full list of inclusion/exclusion criteria.

2.3. Measures

2.3.1. Primary outcome variables

2.3.1.1. Delay discounting. Delay discounting was assessed using the Monetary Choice Questionnaire (MCQ) (Kirby et al., 1999). The MCQ consists of 27 hypothetical choices between receiving a specified

amount of money today or a larger amount of money in the future. For example, “Would you prefer £ 55 today or £ 75 in 61 days?”. The outcome variable for this task is the discounting rate (k), estimated for each participant from their choices, and represents how rapidly the value of future monetary rewards falls with time.

2.3.1.2. Cannabis demand. Cannabis demand was assessed using the modified MPT (Aston et al., 2015). This is a self-report questionnaire, comprising 22 hypothetical questions which asks the participant how many puffs of cannabis they would purchase at escalating prices. For example, “How many puffs of cannabis would you take if they were £X?”. Participants were asked to respond according to a typical cannabis use day and as though the cannabis was of the typical quality they usually use (see [supplementary materials](#) for the full instructional vignette).

2.3.2. Pre-defined covariates

Maternal education was used as a proxy for socioeconomic status (SES) (Leadbeater et al., 2019), measured dichotomously as below undergraduate degree and undergraduate degree or above. Other illicit drug use was quantified dichotomously by at least monthly use of any illicit drug over the past three months, or less than this. Participants self-reported gender as male or female.

2.3.3. Other measures

A 12-week timeline follow-back (Robinson et al., 2014) was used to quantify frequency of cannabis, alcohol, tobacco, and other illicit drug use.

Cannabis Use Disorder Identification Test–Revised (CUDIT-R) was used as a continuous measure to assess symptoms of CUD. Higher scores reflect greater likelihood of CUD; thresholds for problematic use vary in the literature. Scores of ≥ 13 indicate a possible cannabis use disorder in adults (Adamson et al., 2010), though more recent studies comparing against DSM-5 criteria suggest a lower cut-off of ≥ 10 (Bonn-Miller et al., 2016). In younger samples, a lower cut-off score on the CUDIT-R may be more appropriate (≥ 6) (Schultz et al., 2019), with a cut off of ≥ 9 having been used in non-clinical adolescent samples (Trangenstein et al., 2021).

Instant saliva drugs tests (Alere DDSV 703 or ALLTEST DSD-867MET/C) were administered to ensure that participants had not recently used cocaine, THC, opiates, amphetamine, methamphetamine, or benzodiazepines.

Blood alcohol concentration was measured using a breathalyser (Lion Alcometer 500) to ensure no alcohol had recently been consumed.

2.4. Procedure

Participants were first telephone-screened. Potentially eligible participants were then invited to a baseline session. At the start of the baseline session, inclusion and exclusion criteria and study-required abstinence (zero breathalyser reading, negative saliva drugs screen, self-reported alcohol and cannabis abstinence for 12 h, self-reported other illicit drug use abstinence for 48 h) were checked. Participants were excluded if study-required abstinence criteria were not met. We then collected the data for the measures described above. For full details of sessions, see the full protocol (Lawn et al., 2020).

2.5. Statistical analyses

2.5.1. Data pre-processing

Key details of pre-processing are described here, further details available in [supplementary materials](#).

2.5.1.1. Delay discounting data. Missing data were imputed manually using the next closest option in the same response magnitude. This affected one item each for two participants. There were no other missing

data. In total, seven participants were excluded for non-consistent responding as per guidelines in Gray et al., 2016. K was calculated using SPSS syntax provided by (Gray et al., 2016) and required log-transformation to normalise distributions.

2.5.1.2. MPT data. Only data for individuals who use cannabis were analysed. These were analysed by age-group for pre-processing. Data were examined for non-systematic responding based on standard criteria (Stein et al., 2015). No participants were excluded on this basis.

Raw MPT data were examined for outliers using standard scores, with a criterion of $Z = 3.29$. A small number of outliers were detected – 30/1672 data points (1.79%) in the adolescent data, 42/1562 data points (2.69%) in the adult data. These were recoded as one unit higher than the next lowest non-outlying value (Tabachnick and Fidell, 2000).

The five demand indices were calculated as per (Aston et al., 2015). Intensity, O_{max} , P_{max} and breakpoint were observed directly from MPT performance. Elasticity was generated using a nonlinear exponential demand curve model (Koffarnus et al., 2015).

All demand indices were log-transformed to normalise distributions.

2.5.2. Data analysis

All data were analysed using IBM Statistical Package for Social Sciences (IBM SPSS version 26) and GraphPad Prism 9. After the transformations described above, all other statistical assumptions were met.

Participants with missing values on covariates (detailed in [supplementary materials](#)) were included in the ANOVA model but excluded from the ANCOVA model.

2.5.2.1. Delay discounting (Hypothesis 1a and b). We used a 2×2 factorial ANOVA model. The independent variables were age-group (adolescent vs. adult) and use-of-cannabis-group (individual with cannabis use vs. control). The dependent variable was the delay discounting rate ($\log k$). The analysis was then conducted with pre-defined covariates of gender, SES and other drug use included as covariates in an ANCOVA model.

2.5.2.2. Cannabis demand (Hypothesis 2). Only data for individuals who use cannabis were analysed. Age-group was the single independent variable added to a univariate ANOVA to test each demand index as a dependent variable.

The analysis was then conducted with the pre-defined covariates in an ANCOVA model, again with each demand index as a dependent variable.

We applied an alpha threshold of 0.05. Significant interactions were analysed by conducting post hoc simple effects analysis, using Bonferroni-corrected tests, to unpack the direction of the interaction.

For non-significant results, we ran post hoc Bayesian t-tests to assess null findings for AdolescentsWUC vs. AdultsWUC, and adolescents vs. adults (combined individuals who use cannabis and controls), with no adjustment for covariates. We assumed equal variances and used a Jeffreys default prior. Bayes factors (BF_{01}) ≥ 3 support the null hypothesis of no difference.

2.5.2.3. Correlations. We ran bivariate correlations between all demand indices and cannabis use variables (frequency of use, CUDIT-R) to provide validation for the MPT indices in our sample. We applied a Bonferroni-correction with an alpha threshold of 0.006 to account for multiple correlations.

3. Results

3.1. Demographics (Table 1)

There were no significant differences between AdolescentsWUC (mean=3.73 \pm 1.96 days/week) and AdultsWUC (mean=4.11 \pm 1.88

Table 1

Summary of participant demographics. Sociodemographic and drug use variables for adolescent controls, adolescents who use cannabis (AdolescentsWUC), adult controls, and adults who use cannabis (AdultsWUC). Group differences are highlighted in the final column. * $p < 0.05$, ** $p < 0.01$, *** $p < 0.001$. Dpw – days per week, dpm – days per month, CUDIT-R - Cannabis Use Disorder Identification Test – Revised. For continuous data mean (SD, min-max) is shown, for categorical data%(n) is shown.

	AdolescentsWUC (n = 76)	Adolescent control (n = 63)	AdultsWUC (n = 71)	Adult control (n = 64)	Group differences
Age (years)	17.10 (0.49, 16.26–18.00)	17.11 (0.47, 16.05–17.98)	27.63 (1.16, 26.00–29.92)	27.39 (1.01, 26.01–29.91)	Adult > adolescent ***
Gender – Female (% , n)	50% (38)	50.8% (32)	46.5% (33)	51.6% (33)	n.s.
Ethnicity (% , n)^a					
White	68% (51)	63.5% (40)	63.4% (45)	64.1% (41)	
Mixed	20% (15)	11.1% (7)	11.3% (8)	4.7% (3)	
Asian	2.7% (2)	15.9% (10)	15.5% (11)	23.4% (15)	
Black	5.3% (4)	3.2% (2)	8.5% (6)	3.1% (2)	
Other	4% (3)	3.2% (2)	1.4% (1)	3.1% (2)	
Prefer not to say	0% (0)	3.2% (2)	0% (0)	1.6% (1)	
Cannabis use					
Age at first use ^b	14.61 (1.14, 11.00–16.58)	15.94 (0.80, 14.17–17.08)	18.00 (2.88, 13.00–25.00)	20.30 (3.24, 15.00–27.08)	Adult controls>AdultsWUC>Adolescent control>AdolescentsWUC ***
Cannabis use frequency (dpw)	3.73 (1.96, 0.83–6.92)	n/a	4.11 (1.88, 0.75–6.92)	n/a	n.s.
CUDIT-R ^c	15.38 (5.56, 5–27)	n/a	11.89 (4.84, 3–26)	n/a	AdolescentWUC > AdultsWUC***
Other drug use					
Alcohol use frequency (dpw)	0.63 (0.64, 0–3.25)	0.67 (0.75, 0–3.67)	1.47 (1.40, 0–6.83)	1.44 (1.05, 0–5.25)	Adult > adolescent ***
Alcohol use frequency (units/week, Median (IQR))	2.73 (0.72–9.79)	2.20 (0.27–4.69)	4.93 (1.74–15.81)	5.05 (1.60–12.03)	AdultsWUC > Adolescent control *
Alcohol age at first use ^d	12.44 (5–17)	11.89 (5–17)	13.56 (5–21)	14.83 (7–27)	Adult control > AdolescentsWUC and adolescent control *** AdultsWUC> teen Control *
Amount cigarettes used (dpw)	2.84 (2.65, 0.08–7)	1.78 (2.53, 0.08–6.58)	2.38 (2.92, 0.08–7)	1.56 (2.29, 0.08–7)	n.s.
Any other illicit drug use - 1 dpm or greater (% , n)	59.2% (45)	3.2% (2)	25.4% (18)	1.6% (1)	Individuals who use cannabis>controls*** AdolescentsWUC>AdultsWUC***
Socioeconomic status					
Mother's education (undergraduate degree or above) (% , n) ^e	58.7% (44)	58.1% (36)	45.6% (31)	42.9% (27)	Adolescent>adult*

Notes.

^a N ethnicity= 75 AdolescentsWUC

^b N age at first use = 70 AdultsWUC, 60 adult control, 55 adolescent control)

^c one adult outlier, direction of results not changed so kept in.

^d N at first use= 55 for adolescent control, 61 adult control

^e N mother's education= 75 AdolescentsWUC, N = 62 adolescent control, N = 68 AdultsWUC, N = 63 adult control.

days/week) on cannabis use frequency ($t_{145} = 1.20$, $p = 0.23$, $d = 0.20$). AdolescentsWUC (mean = 17.10 ± 0.49 years) and adolescent controls (mean = 17.11 ± 0.47 years) did not differ significantly in age ($t_{137} = 0.22$, $p = 0.82$, $d = 0.04$); AdultsWUC (mean = 27.63 ± 1.16 years) and adult controls (mean = 27.39 years ± 1.01) also did not differ significantly in age ($t_{145} = 1.23$, $p = 0.22$, $d = 0.21$).

CUDIT-R score was higher in AdolescentsWUC (mean = 15.38 ± 5.56) than for AdultsWUC (mean = 11.89 ± 4.84) ($t_{146} = 30.24$, $p < 0.001$, $d = 0.67$). Adults (mean = 1.45 ± 1.24 days/week) consumed alcohol on more days than adolescents (mean = 0.65 ± 0.69 days/week) ($F_{1,270} = 44.11$, $p < 0.001$, $\eta_p^2 = 0.14$). Individuals who use cannabis were more likely to use other illicit drugs on a monthly basis than controls ($\chi^2_1 = 61.10$, $p < 0.001$). Additionally, AdolescentsWUC were more likely to use other illicit drugs on a monthly basis than AdultsWUC ($\chi^2_1 = 17.18$, $p < 0.001$). Groups did not significantly differ on cigarette consumption. Adolescents had a significantly higher SES than adults ($\chi^2_1 = 5.345$, $p = 0.021$).

Table 2

Descriptive statistics for the outcome variable (mean k) from the delay discounting task. The non-transformed values are shown. The log-transformed and adjusted for covariates k are listed in the [supplementary materials](#). Mean (SD), minimum-maximum are shown.

	AdolescentsWUC		Adolescent control		AdultsWUC		Adult control	
	Mean (SD)	Min-Max	Mean (SD)	Min-Max	Mean (SD)	Min-Max	Mean (SD)	Min-Max
k	0.02 (0.02)	0.0003–0.14	0.01 (0.01)	0.0002–0.047	0.14 (0.01)	0.0006–0.09	0.008 (0.01)	0.0003–0.06

3.3. Marijuana demand

Descriptive statistics of non-transformed indices are in Table 3. Descriptive statistics of log-transformed indices are included in supplementary Table S3.

Intensity was higher in AdolescentsWUC than AdultsWUC ($F, (1,145) = 12.06, p = 0.001, \eta_p^2 = 0.08$), which remained significant after adjusting for covariates ($F, (1,138) = 9.76, p = 0.002, \eta_p^2 = 0.07$).

AdolescentsWUC had significantly lower elasticity ($F, (1,145) = 12.67, p = 0.001, \eta_p^2 = 0.08$) than AdultsWUC, which persisted after adjusting for covariates ($F, (1,138) = 15.25, p < 0.001, \eta_p^2 = 0.10$).

AdultsWUC had higher P_{\max} ($F, (1,145) = 4.60, p = 0.03, \eta_p^2 = 0.03$) than AdolescentsWUC, however this did not remain significant after adjusting for covariates ($F, (1,138) = 1.77, p = 0.19, \eta_p^2 = 0.01$).

There was no significant difference between AdultsWUC and AdolescentsWUC on O_{\max} in the unadjusted ($F, (1,145) = 0.07, p = 0.80, \eta_p^2 = 0.00$) or adjusted analysis ($F, (1,138) = 0.10, p = 0.75, \eta_p^2 = 0.001$). Bayesian analyses supported the null hypothesis that AdultsWUC and AdolescentsWUC had similar O_{\max} ($BF_{01} = 7.54$).

There was also no significant difference between age groups on breakpoint when unadjusted ($F, (1,145) = 0.98, p = 0.32, \eta_p^2 = 0.01$) or after adjusting for covariates ($F, (1,138) = 0.07, p = 0.79, \eta_p^2 = 0.001$). Bayesian analyses supported the null hypothesis that AdultsWUC and AdolescentsWUC had similar breakpoint ($BF_{01} = 4.88$).

Fig. 1 demonstrates mean consumption and mean expenditure in AdultsWUC and AdolescentsWUC.

3.4. Correlations (Table 4)

In both adolescents (Fig. 2a) and adults (Fig. 3a), intensity was significantly positively correlated with cannabis use frequency. In adolescents only, intensity (Fig. 2b) and P_{\max} were significantly positively correlated with CUDIT-R.

There were no significant correlations between covariates and outcome variables (Table S4).

4. Discussion

This study investigated delay discounting of monetary rewards and cannabis demand in AdultsWUC and AdolescentsWUC, and controls. Individuals who use cannabis had steeper discounting than controls. There was no difference between adolescents and adults on delay discounting, nor an interaction between age-group and use-of-cannabis-group. There was also Bayesian support for AdultsWUC and AdolescentsWUC having similar delay discounting. With respect to cannabis demand, AdolescentsWUC showed lower elasticity, i.e., less sensitivity to price, and higher intensity, i.e., greater consumption at zero price. There was no difference between AdultsWUC and AdolescentsWUC on P_{\max} , O_{\max} , and breakpoint, after adjusting for covariates. Exploratory analyses suggested that the MPT is associated with adolescent cannabis use outcomes, with intensity correlating with both cannabis use

Table 3

Descriptive statistics for the outcome variables from the MPT. The non-transformed demand indices for AdultsWUC and AdolescentsWUC are shown. These are based on the pre-processed and winsorized data. The log-transformed and adjusted for covariates indices are listed in the supplementary materials. Mean (SD), minimum-maximum are shown.

Demand metric	Adult		Adolescent	
	Mean (SD)	Min-Max	Mean (SD)	Min-Max
O_{\max}	20.37 (41.74)	1–220	10.81 (11.04)	0.5–56
P_{\max}	3.46 (5.76)	0.1–20	1.37 (2.36)	0.05–20
Intensity	22.64 (21.75)	3–91	44.43 (47.61)	3–201
Breakpoint	5.11 (6.50)	0.2–20	3.11 (3.76)	0.3–20
Elasticity	0.04 (0.04)	0.000692–0.21	0.02 (0.02)	0.001–0.16

frequency and problematic use.

The association between steeper discounting and cannabis use aligns with previous studies (Aston et al., 2016; Heinz et al., 2013; Lopez-Vergara et al., 2019; O'Donnell et al., 2021), although null effects have also been found (Jarmolowicz et al., 2020; Strickland et al., 2017). It has been shown that delay discounting is a stable trait characteristic, independent of environmental factors (De Wilde et al., 2013; Kirby, 2009), that predates drug use (Verdejo-García et al., 2008). Thus, steeper delay discounting may be a risk factor for cannabis use initiation. The current consensus suggests that cannabis use does not itself increase preferences for immediate rewards (Poulton and Hester, 2020), though some animal studies have demonstrated this with other drugs (Setlow et al., 2009). However, delay discounting can become more shallow over the course of substance abuse treatment (Black and Rosen, 2011; Landes et al., 2012), suggesting that changes in substance use may modify discounting rates. Longitudinal studies are warranted to examine how time-varying cannabis use impacts upon delay discounting.

We found no significant difference between AdultsWUC and AdolescentsWUC on delay discounting rates, and this was supported by a Bayesian analysis. Previous research has shown associations between earlier age of onset with steeper delay discounting (Heinz et al., 2013; Kollins, 2003) and significant differences between AdultsWUC and AdolescentsWUC in treatment for CUD (Lee et al., 2015). Given that our delay discounting task detected an effect between individuals who use cannabis and controls, the null age effect is unlikely due to the insensitivity of the measure used. Our findings are consistent with previous work, in which the heightened vulnerability of cannabis use in adolescence has been equivocal (Crane et al., 2013; Scott et al., 2017). Scott et al. (2017) found that the relationship between heavy cannabis use and cognition in adult and adolescents was not moderated by age-group or age of initiation. Age effects previously found may simply reflect changes in delay discounting that occur over time (Green et al., 1994; Steinberg et al., 2009; Yu et al., 2021), rather than the heightened impact of cannabis exposure. Furthermore, the magnitude of cognitive deficits associated with cannabis use in youth may have been previously overstated (Scott et al., 2018); positive findings may have reflected residual effects from acute use or withdrawal (Grant et al., 2003; Schreiner and Dunn, 2012), or reflected uncontrolled confounders (National Academies of Sciences, Engineering, and Medicine et al., 2017; Scott et al., 2018). The dearth of null findings in this area may also be underreported due to publication bias (Franco et al., 2014; Ioannidis, 2005).

Intensity was higher in AdolescentsWUC (i.e., they purchased more cannabis at zero cost). This may be due to neurobiological differences impacting on impulsivity and reduced appreciation for consequences (Ernst et al., 2006; Galvan et al., 2006), as well as higher sensitivity to rewards (Forbes et al., 2010). Psycho-social factors including peer influences (Chein et al., 2011), risk-taking and sensation seeking traits (Glicksohn et al., 2018; Steinberg et al., 2008), fewer next-day responsibilities (Ferguson et al., 2021) and perceived health risks of cannabis (Järvinen and Demant, 2011), may also contribute to adolescents seeking higher levels of intoxication than adults. Furthermore, one study demonstrated adolescents to have less cannabis satiety and lower intoxication effects after acute administration of cannabis compared to adults (Mokrysz et al., 2016), though in an older sample of infrequent AdolescentsWUC did not differ in subjective effects (Murray et al., 2022). This suggests adolescents may consume more cannabis in a smoking session than adults, related to generally higher demand, which may put them at greater risk for adverse outcomes (Kroon et al., 2020).

Adolescents' lower elasticity of demand reflects greater insensitivity to increases in cannabis price than adults. While this supports our hypothesis of higher cannabis demand in adolescents overall, these findings are surprising given that they are likely to have less money than adults. Studies have shown that cannabis use initiation in adolescents is sensitive to price changes (Pacula and Lundberg, 2014; van Ours and Williams, 2007). However, these studies took place in different

Table 4

Correlations for AdultsWUC and AdolescentsWUC between log-demand indices, log k (delay discounting outcome), cannabis use frequency (days per week-dpw), and cannabis use disorder identification test- revised (CUDIT-R) score. Significant correlations are highlighted in bold. Pearson r correlations are shown. **p < 0.006, ***p < 0.001. Abbreviations: Adol – adolescent. Cannabis use freq – cannabis use frequency. CUDIT-R – Cannabis Use Disorder Identification Test– Revised.

	logO _{max}		logP _{max}		logIntensity		logBreakpoint		logElasticity		Cannabis use freq		CUDIT-R		log k	
	Adol	Adult	Adol	Adult	Adol	Adult	Adol	Adult	Adol	Adult	Adol	Adult	Adol	Adult	Adol	Adult
logO _{max}			0.48 ***	0.71 ***	0.47 ***	0.47 ***	0.56 ***	0.76 ***	-0.93 ***	-0.96 ***	0.26	0.15	0.09	0.15	0.07	0.26
logP _{max}	0.48 ***	0.71 ***			-0.21	-0.02	0.80 ***	0.93 ***	-0.36 **	-0.65	-0.15	0.05	-0.34 **	0.06	-0.10	0.25
logIntensity	0.47 ***	0.47 ***	-0.21	-0.02			-0.08	0.07	-0.40 ***	-0.47 ***	0.51 ***	0.36 **	0.41 ***	0.27	0.13	0.12
logBreakpoint	0.56 ***	0.76 ***	0.80 ***	0.93 ***	-0.08	0.07			-0.49 ***	-0.72 ***	0.12	0.02	-0.10	0.10	-0.08	0.24
logElasticity	-0.93 ***	-0.96 ***	-0.36 **	-0.65	-0.40 ***	-0.47 ***	-0.49 ***	-0.72 ***			-0.23	-0.18	-0.11	-0.12	-0.10	-0.25
Cannabis use freq	0.26	0.15	-0.15	0.05	0.51 ***	0.36 **	0.12	0.02	-0.23	-0.18			0.63 ***	0.45 ***	0.11	0.05
CUDIT-R	0.09	0.15	- 0.34 **	0.06	-0.41 ***	0.27	-0.10	0.10	-0.11	-0.12	0.63 ***	0.45 ***			0.17	0.11
log k	0.07	0.26	-0.10	0.25	0.13	0.12	-0.08	0.24	-0.10	-0.25	0.11	0.05	0.17	0.11		

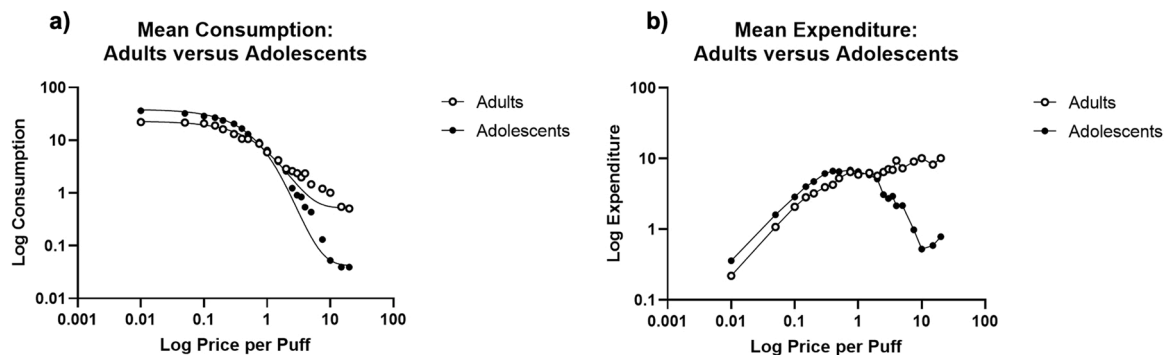


Fig. 1. a) Demand curve for consumption of cannabis puffs. The x-axis provides log-transformed price in pounds and the y-axis provides log-transformed self-reported consumption in cannabis puffs. b) Expenditure curve for cannabis puffs. The x-axis provides log-transformed price in pounds and the y-axis provides log-transformed expenditure in pounds.

socio-cultural, economic, and legal contexts which may interact with price to influence elasticity. Adults’ sensitivity to price may reflect their greater purchasing experience. This is especially useful when assessing the value of “puffs” in the MPT, which depart from usual purchasing behaviour. Adults may also have greater understanding of how money must be allocated across different responsibilities. These findings indicate that adolescents are willing to buy more cannabis than adults both when it is free, but also at ever-increasing costs, contributing to their overall more problematic use, as evidenced herein via elevated CUDIT scores. Thus, increasing cannabis pricing may be insufficient in deterring adolescent cannabis consumption.

The two aspects of a Reinforcer Pathology approach to understanding problematic cannabis use, steep delay discounting and high demand, were demonstrated in AdultsWUC and AdolescentsWUC. Steeper discounting in individuals who use cannabis has been linked to measures of

problematic cannabis use, including craving and dependence symptoms (Aston et al., 2016; Heinz et al., 2013; Kollins, 2003; Strickland et al., 2017). However, our study did not find a correlation between delay discounting and cannabis use frequency or CUDIT-R scores in adults or adolescents. Future studies may wish to include a delay discounting task that includes cannabis, as outcomes from cannabis delay discounting tasks have been associated with both cannabis use frequency and cannabis dependence symptoms (Strickland et al., 2017; Strickland et al., 2020) and may be related to treatment outcomes for CUD in adolescents (Stanger et al., 2012).

Both lower elasticity and higher intensity shown in AdolescentsWUC in our study have, in adults, been linked to greater quantity of use (Minhas et al., 2021; Strickland et al., 2019), craving, and dependence symptoms (Aston et al., 2015). This is further validated in the present study with correlations between intensity and cannabis use frequency in

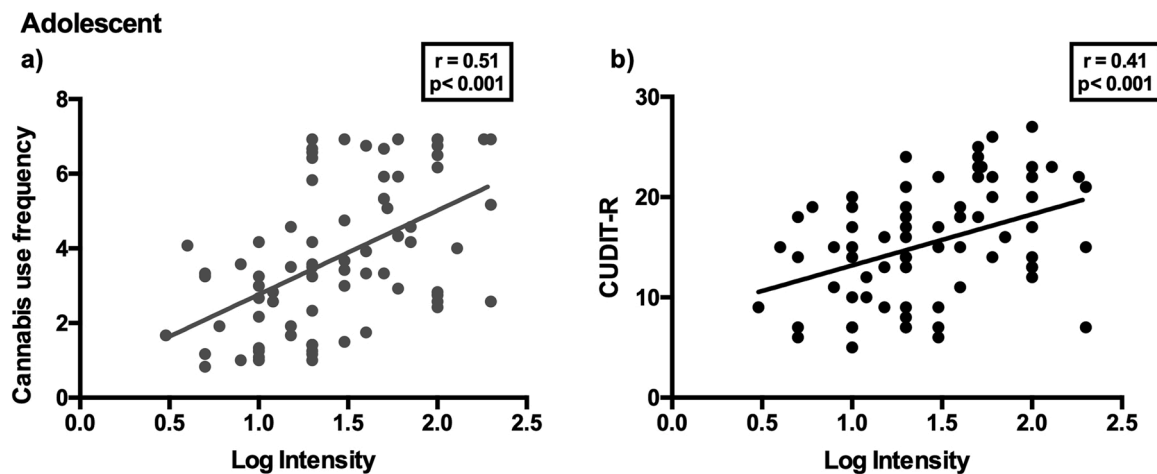


Fig. 2. a) Scatter plot to show significant positive correlation between adolescent logIntensity and cannabis use frequency (days/week), $r = 0.51$, $p < 0.001$. b) Scatter plot to show correlation between adolescent logIntensity and CUDIT-R score, $r = 0.41$, $p < 0.001$.

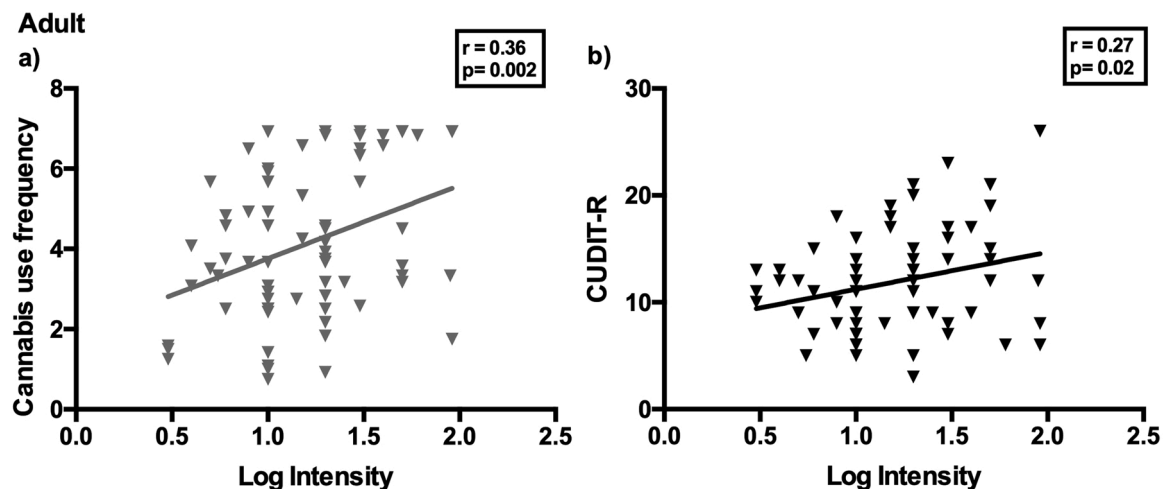


Fig. 3. a) Scatter plot to show significant positive correlation between adult logIntensity and cannabis use frequency (days/week), $r = 0.36$, $p = 0.002$. b) Scatter plot to show non-significant positive correlation between adult logIntensity and CUDIT-R score, $r = 0.27$, $p = 0.02$.

both AdultsWUC and AdolescentsWUC, well as CUDIT-R scores in AdolescentsWUC. Thus, AdolescentsWUC exhibit aspects of Reinforcer Pathology that may underlie their more serious cannabis use and contribute to their greater vulnerability to CUD (Winters and Lee, 2008). These findings may aid in developing policy or treatment targeting specific aspects of decision-making underpinning problematic cannabis use. However, the relationship between the Marijuana Purchase Task indices and cannabis use frequency/problematic use were not one of our pre-registered hypotheses, so any interpretation must be cautious.

Interestingly, a separate analysis of cross-sectional ‘CannTeen’ data has found AdolescentsWUC to have greater odds of having severe CUD than AdultsWUC, measured by DSM-5 symptoms (Lawn et al., 2022). Our findings of age-differences in cannabis demand suggest that adolescents may be in a riskier category who are less sensitive to price and have greater cannabis consumption when it is free. This may be one factor that increases their vulnerability to problematic cannabis use. This may combine with the finding that overall individuals who use cannabis had steeper delay discounting than controls.

Insight from these behavioural economic measures may be important for public policy concerning cannabis unit pricing and the age at which cannabis can be legally consumed in parts of the world where it is licit. Future studies should examine the relationship between aspects of Reinforcer Pathology in adolescent and AdultsWUC longitudinally and

examine associations with cannabis use severity. Including cannabis-using adolescents of a younger age, and adolescents in treatment for CUD, may help to further illuminate the role of Reinforcer Pathology in their cannabis use.

4.1. Strengths & limitations

To our knowledge, this was the first study to compare non-treatment seeking cannabis using adolescents with adults on measures of delay discounting and cannabis demand. Our study benefited from directly comparing current cannabis use in adolescents with adults, rather than in adults with different ages of onset. Furthermore, AdultsWUC and AdolescentsWUC were well-matched on frequency of cannabis use. It is worth noting that adolescents had used drugs other than cannabis at a younger age than the adults. However, this would be expected given the adults’ higher age. Importantly, our participants had low levels of alcohol and other drug use and recent drug use was similar between AdultsWUC and AdolescentsWUC. Controls were closely matched on age and gender. They had some cannabis or tobacco exposure, reducing unmeasured confounders. We objectively assessed abstinence from drugs, controlled for pre-defined covariates, and pre-registered analyses plans. Our sample size was also large relative to previous studies. However, findings should be viewed in the context of the following

limitations. We targeted individuals who used cannabis regularly, who may be non-representative of individuals who use cannabis in the wider population. Furthermore, socio-cultural factors limit whether our findings can be extrapolated to other parts of the world. The age-groups selected were highly specific in order to compare matched groups of adolescents and adults with greatest precision, but they may not generalize to other age groups that were not included in our design, for instance younger adolescents. Lastly, it would be beneficial to study if there is a longitudinal impact of the age differences we found on future cannabis use.

5. Conclusions

Overall, individuals who use cannabis had steeper delay discounting than controls. AdolescentsWUC were less sensitive than AdultsWUC to increasing price and 'used' more cannabis at zero cost, variables which are each associated with problem use. These behavioural economic findings should be considered in future research into the aetiology of adolescent CUD.

Role of funding source

This work was supported by a grant from the Medical Research Council (MRC; award number MR/P012728/1) to HVC and TPF. AB is supported by a fellowship from the National Institute for Health Research (NIHR) UCLH Biomedical Research Centre and a NIHR Academic Clinical Fellowship. HVC is supported by grants from the MRC, United Kingdom (UK) Department of Health and by the National Institute for Health Research UCLH Biomedical Research Centre. MBW's primary employer is Invicro LLC, a contract research organisation which performs commercial research for the pharmaceutical and biotechnology industries. MAPB is supported by grants from UK Research and Innovation, University College London, the British Medical Association Foundation for Medical Research, and the National Institute for Health University College London Hospitals Biomedical Research Centre. ERA is funded by NIGMS (National Institute of General Medical Sciences) COBRE grant P20GM130414.

The funding source did not have any direct role in the study design, data collection and analysis, report writing, or manuscript submission.

CRedit authorship contribution statement

HVC was principal investigator on the CannTeen study. HVC, CM, TF, WL, MW, MAPB contributed to the conception and design of the study. AB, SS, CM, WL, RL, KP, EM, AP contributed to data collection. AB, SS, ERA analysed the data, with critical input from WL and CM. AB and SS drafted the manuscript with critical revision from ERA and WL. MAPB provided medical oversight to the study. All authors contributed edits to the text and have approved the final manuscript.

Acknowledgments

We would like to thank all of the CannTeen participants for so generously giving up their time to take part. We would also like to thank everyone who contributed to data collection, Invicro staff, and Sharineet Dhiman.

Conflict of Interest

No authors have any relevant conflicts of interest to disclose.

Appendix A. Supporting information

Supplementary data associated with this article can be found in the online version at [doi:10.1016/j.drugalcdep.2022.109531](https://doi.org/10.1016/j.drugalcdep.2022.109531).

References

- Adamson, S.J., Kay-Lambkin, F.J., Baker, A.L., Lewin, T.J., Thornton, L., Kelly, B.J., Sellman, J.D., 2010. An improved brief measure of cannabis misuse: the Cannabis Use Disorders Identification Test-Revised (CUDIT-R). *Drug Alcohol Depend.* 110, 137–143.
- Aston, E.R., Meshesha, L.Z., 2020. Assessing cannabis demand: a comprehensive review of the marijuana purchase task. *Neurotherapeutics* 17, 87–99.
- Aston, E.R., Metrik, J., MacKillop, J., 2015. Further validation of a marijuana purchase task. *Drug Alcohol Depend.* 152, 32–38.
- Aston, E.R., Metrik, J., Amlung, M., Kahler, C.W., MacKillop, J., 2016. Interrelationships between marijuana demand and discounting of delayed rewards: Convergence in behavioral economic methods. *Drug Alcohol Depend.* 169, 141–147.
- Bickel, W.K., Johnson, M.W., Koffarnus, M.N., MacKillop, J., Murphy, J.G., 2014. The behavioral economics of substance use disorders: reinforcement pathologies and their repair. *Annu. Rev. Clin. Psychol.* 10, 641–677.
- Black, A.C., Rosen, M.L., 2011. A money management-based substance use treatment increases valuation of future rewards. *Addict. Behav.* 36, 125–128.
- Blakemore, S.-J., Choudhury, S., 2006. Development of the adolescent brain: implications for executive function and social cognition. *J. Child Psychol. Psychiatry* 47, 296–312.
- Blakemore, S.-J., Robbins, T.W., 2012. Decision-making in the adolescent brain. *Nat. Neurosci.* 15, 1184–1191.
- Bonn-Miller, M.O., Heinz, A.J., Smith, E.V., Bruno, R., Adamson, S., 2016. Preliminary development of a brief cannabis use disorder screening tool: the cannabis use disorder identification test short-form. *Cannabis Cannabinoid Res* 1, 252–261.
- Borissova, A.*, Soni, S.*, Aston, E., Lees, R., Petrilli, K., Wall, M., Bloomfield, M., Freeman, T., Mokrysz, C., Lawn, W., 2021. Do cannabis-using adults and adolescents differ on measures of cannabis demand and delay discounting? *joint first authors <https://osf.io/fnk8/>.
- Camchong, J., Lim, K.O., Kumra, S., 2017. Adverse effects of cannabis on adolescent brain development: a longitudinal study. *Cereb. Cortex* 27, 1922–1930.
- Chein, J., Albert, D., O'Brien, L., Uckert, K., Steinberg, L., 2011. Peers increase adolescent risk taking by enhancing activity in the brain's reward circuitry. *Dev. Sci.* 14, F1–F10.
- Chen, C.-Y., Storr, C.L., Anthony, J.C., 2009. Early-onset drug use and risk for drug dependence problems. *Addict. Behav.* 34, 319–322.
- Churchwell, J.C., Lopez-Larson, M., Yurgelun-Todd, D.A., 2010. Altered frontal cortical volume and decision making in adolescent cannabis users. *Front. Psychol.* 1, 225.
- Collins, R.L., Vincent, P.C., Yu, J., Liu, L., Epstein, L.H., 2014. A behavioral economic approach to assessing demand for marijuana. *Exp. Clin. Psychopharmacol.* 22, 211–221.
- Crane, N.A., Schuster, R.M., Fusar-Poli, P., Gonzalez, R., 2013. Effects of cannabis on neurocognitive functioning: recent advances, neurodevelopmental influences, and sex differences. *Neuropsychol. Rev.* 23, 117–137.
- Critchfield, T.S., Kollins, S.H., 2001. Temporal discounting: basic research and the analysis of socially important behavior. *J. Appl. Behav. Anal.* 34, 101–122.
- De Wilde, B., Bechara, A., Sabbe, B., Hulstijn, W., Dom, G., 2013. Risky Decision-Making but Not Delay Discounting Improves during Inpatient Treatment of Polysubstance Dependent Alcoholics. *Front. Psychiatry* 4, 91.
- Ernst, M., Pine, D.S., Hardin, M., 2006. Triadic model of the neurobiology of motivated behavior in adolescence. *Psychol. Med.* 36, 299–312.
- Ferguson, E., Bush, N., Yurasek, A., Boissoneault, J., 2021. The effect of next day responsibilities and an adaptive purchase task on cannabis demand. *Drug Alcohol Depend.* 227, 108919.
- Forbes, E.E., Ryan, N.D., Phillips, M.L., Manuck, S.B., Worthman, C.M., Moyles, D.L., Tarr, J.A., Sciarillo, S.R., Dahl, R.E., 2010. Healthy adolescents' neural response to reward: associations with puberty, positive affect, and depressive symptoms. *J. Am. Acad. Child Adolesc. Psychiatry* 49, 162–172 e1–5.
- Franco, A., Malhotra, N., Simonovits, G., 2014. Publication bias in the social sciences: Unlocking the file drawer. *Science*. <https://doi.org/10.1126/science.1255484>.
- Galvan, A., Hare, T.A., Parra, C.E., Penn, J., Voss, H., Glover, G., Casey, B.J., 2006. Earlier development of the accumbens relative to orbitofrontal cortex might underlie risk-taking behavior in adolescents. *J. Neurosci.* 26, 6885–6892.
- Giedd, J.N., Blumenthal, J., Jeffries, N.O., Castellanos, F.X., Liu, H., Zijdenbos, A., Paus, T., Evans, A.C., Rapoport, J.L., 1999. Brain development during childhood and adolescence: a longitudinal MRI study. *Nat. Neurosci.* 2, 861–863.
- Glicksohn, J., Naor-Ziv, R., Leshem, R., 2018. 8 - Sensation seeking and risk-taking. In: Martel, M.M. (Ed.), *Developmental Pathways to Disruptive, Impulse-Control and Conduct Disorders*. Academic Press, pp. 183–208.
- Grant, I., Gonzalez, R., Carey, C.L., Natarajan, L., Wolfson, T., 2003. Non-acute (residual) neurocognitive effects of cannabis use: a meta-analytic study. *J. Int. Neuropsychol. Soc.* 9, 679–689.
- Gray, J.C., Amlung, M.T., Palmer, A.A., MacKillop, J., 2016. Syntax for calculation of discounting indices from the monetary choice questionnaire and probability discounting questionnaire. *J. Exp. Anal. Behav.* 106, 156–163.
- Green, L., Fristoe, N., Myerson, J., 1994. Temporal discounting and preference reversals in choice between delayed outcomes. *Psychon. Bull. Rev.* 1, 383–389.
- Han, B., Compton, W.M., Blanco, C., Jones, C.M., 2019. Time since first cannabis use and 12-month prevalence of cannabis use disorder among youth and emerging adults in the United States. *Addiction* 114, 698–707.
- Heinz, A.J., Peters, E.N., Boden, M.T., Bonn-Miller, M.O., 2013. A comprehensive examination of delay discounting in a clinical sample of Cannabis-dependent military veterans making a self-guided quit attempt. *Exp. Clin. Psychopharmacol.* 21, 55–65.

- Ioannidis, J.P.A., 2005. Why most published research findings are false. *PLoS Med* 2, e124.
- Jarmolowicz, D.P., Reed, D.D., Stancato, S.S., Lemley, S.M., Sofis, M.J., Fox, A., Martin, L.E., 2020. On the discounting of cannabis and money: sensitivity to magnitude vs. delay. *Drug Alcohol Depend.* 212, 107996.
- Järvinen, M., Demant, J., 2011. The normalisation of cannabis use among young people: Symbolic boundary work in focus groups. *Health Risk Soc.* 13, 165–182.
- Kirby, K.N., 2009. One-year temporal stability of delay-discount rates. *Psychon. Bull. Rev.* 16, 457–462.
- Koffarnus, M.N., Franck, C.T., Stein, J.S., Bickel, W.K., 2015. A modified exponential behavioral economic demand model to better describe consumption data. *Exp. Clin. Psychopharmacol.* 23, 504–512.
- Kollins, S.H., 2003. Delay discounting is associated with substance use in college students. *Addict. Behav.* 28, 1167–1173.
- Kroon, E., Kuhns, L., Hoch, E., Cousijn, J., 2020. Heavy cannabis use, dependence and the brain: a clinical perspective. *Addiction* 115, 559–572.
- Landes, R.D., Christensen, D.R., Bickel, W.K., 2012. Delay discounting decreases in those completing treatment for opioid dependence. *Exp. Clin. Psychopharmacol.* 20, 302–309.
- Lawn, W., Mokrysz, C., Borissova, A., Lees, R., Petrilli, K., Bloomfield, M.A.P., Wall, M.B., Freeman, T.P., Curran, H.V., 2020. Study protocol cannteen: how does long-term cannabis use affect teenagers' and adults' cognition, mental health and brains? *osf.io*.
- Lawn, W., Mokrysz, C., Lees, R., Trinci, K., Petrilli, K., Skumlien, M., Borissova, A., Ofori, S., Bird, C., Jones, G., al, E., 2022. The CannTeen Study: Cannabis use disorder, depression, anxiety, and psychotic-like symptoms in adolescent and adult cannabis users and age-matched controls. *Journal of Psychopharmacology Advance online publication*. <https://doi.org/10.1177/02698811221108956>.
- Leadbeater, B.J., Ames, M.E., Linden-Carmichael, A.N., 2019. Age-varying effects of cannabis use frequency and disorder on symptoms of psychosis, depression and anxiety in adolescents and adults. *Addiction* 114, 278–293.
- Lee, D.C., Stanger, C., Budney, A.J., 2015. A comparison of delay discounting in adolescents and adults in treatment for cannabis use disorders. *Exp. Clin. Psychopharmacol.* 23, 130–137.
- Leung, J., Chan, G.C.K., Hides, L., Hall, W.D., 2020. What is the prevalence and risk of cannabis use disorders among people who use cannabis? A systematic review and meta-analysis. *Addict. Behav.* 109, 106479.
- Lopez-Vergara, H.I., Jackson, K.M., Meshesha, L.Z., Metrik, J., 2019. Dysregulation as a correlate of cannabis use and problem use. *Addict. Behav.* 95, 138–144.
- Lovell, M.E., Akhurst, J., Padgett, C., Garry, M.I., Matthews, A., 2020. Cognitive outcomes associated with long-term, regular, recreational cannabis use in adults: a meta-analysis. *Exp. Clin. Psychopharmacol.* 28, 471–494.
- Lubman, D.I., Cheetham, A., Yücel, M., 2015. Cannabis and adolescent brain development. *Pharmacol. Ther.* 148, 1–16.
- MacKillop, J., Kahler, C.W., 2009. Delayed reward discounting predicts treatment response for heavy drinkers receiving smoking cessation treatment. *Drug Alcohol Depend.* 104, 197–203.
- MacKillop, J., Miranda Jr, R., Monti, P.M., Ray, L.A., Murphy, J.G., Rohsenow, D.J., McGeary, J.E., Swift, R.M., Tidey, J.W., Gwaltney, C.J., 2010. Alcohol demand, delayed reward discounting, and craving in relation to drinking and alcohol use disorders. *J. Abnorm. Psychol.* 119, 106–114.
- Medina, K.L., Hanson, K.L., Schweinsburg, A.D., Cohen-Zion, M., Nagel, B.J., Tapert, S.F., 2007. Neuropsychological functioning in adolescent marijuana users: subtle deficits detectable after a month of abstinence. *J. Int. Neuropsychol. Soc.* 13, 807–820.
- Millar, S.R., Mongan, D., Smyth, B.P., Perry, I.J., Galvin, B., 2021. Relationships between age at first substance use and persistence of cannabis use and cannabis use disorder. *BMC Public Health* 21. <https://doi.org/10.1186/s12889-021-11023-0>.
- Minhas, M., Balodis, I., Aston, E.R., Murphy, J.G., MacKillop, J., 2021. Using an optimized marijuana purchase task to examine cannabis demand in relation to cannabis misuse in heavy drinking emerging adults. *J. Stud. Alcohol Drugs* 82, 351–361.
- Mokrysz, C., Freeman, T.P., Korkki, S., Griffiths, K., Curran, H.V., 2016. Are adolescents more vulnerable to the harmful effects of cannabis than adults? A placebo-controlled study in human males. *Transl. Psychiatry* 6, e961.
- Murray, C.H., Huang, Z., Lee, R., de Wit, H., 2022. Adolescents are more sensitive than adults to acute behavioral and cognitive effects of THC. *Neuropsychopharmacology: official publication of the American College of Neuropsychopharmacology, Advance online publication*.
- National Academies of Sciences, Engineering, and Medicine, Health and Medicine Division, Board on Population Health and Public Health Practice, Committee on the Health Effects of Marijuana: An Evidence Review and Research Agenda, 2017. *The Health Effects of Cannabis and Cannabinoids: The Current State of Evidence and Recommendations for Research*. National Academies Press (US), Washington (DC).
- National Institute on Drug Abuse, 2020. Monitoring the Future Study: Trends in Prevalence of Various Drugs [WWW Document]. URL <https://www.drugabuse.gov/drug-topics/trends-statistics/monitoring-future/monitoring-future-study-trends-in-prevalence-various-drugs> (Accessed 28 October 2021).
- O'Donnell, B.F., Skosnik, P.D., Hetrick, W.P., Fridberg, D.J., 2021. Decision Making and Impulsivity in Young Adult Cannabis Users. *Front. Psychol.* 12, 679904.
- Pacula, R.L., Lundberg, R., 2014. Why changes in price matter when thinking about marijuana policy: a review of the literature on the elasticity of demand. *Public Health Rev.* 35, 1–18.
- Poulton, A., Hester, R., 2020. Transition to substance use disorders: impulsivity for reward and learning from reward. *Soc. Cogn. Affect. Neurosci.* 15, 1182–1191.
- Rioux, C., Castellanos-Ryan, N., Parent, S., Vitaro, F., Tremblay, R.E., Séguin, J.R., 2018. Age of cannabis use onset and adult drug abuse symptoms: a prospective study of common risk factors and indirect effects. *Can. J. Psychiatry* 63, 457–464.
- Robinson, S.M., Sobell, L.C., Sobell, M.B., Leo, G.I., 2014. Reliability of the timeline followback for cocaine, cannabis, and cigarette use. *Psychol. Addict. Behav.* 28, 154–162.
- Schreiner, A.M., Dunn, M.E., 2012. Residual effects of cannabis use on neurocognitive performance after prolonged abstinence: a meta-analysis. *Exp. Clin. Psychopharmacol.* 20, 420–429.
- Schultz, N.R., Bassett, D.T., Messina, B.G., Correia, C.J., 2019. Evaluation of the psychometric properties of the cannabis use disorders identification test—revised among college students. *Addict. Behav.* 95, 11–15.
- Scott, J.C., Wolf, D.H., Calkins, M.E., Bach, E.C., Weidner, J., Ruparel, K., Moore, T.M., Jones, J.D., Jackson, C.T., Gur, R.E., Gur, R.C., 2017. Cognitive functioning of adolescent and young adult cannabis users in the Philadelphia Neurodevelopmental Cohort. *Psychol. Addict. Behav.* 31, 423–434.
- Scott, J.C., Slomiak, S.T., Jones, J.D., Rosen, A.F.G., Moore, T.M., Gur, R.C., 2018. Association of cannabis with cognitive functioning in adolescents and young adults: a systematic review and meta-analysis. *JAMA Psychiatry* 75, 585–595.
- Setlow, B., Mendez, I.A., Mitchell, M.R., Simon, N.W., 2009. Effects of chronic administration of drugs of abuse on impulsive choice (delay discounting) in animal models. *Behav. Pharm.* 20, 380–389.
- Shulman, E.P., Smith, A.R., Silva, K., Icenogle, G., Duell, N., Chein, J., Steinberg, L., 2016. The dual systems model: Review, reappraisal, and reaffirmation. *Dev. Cogn. Neurosci.* 17, 103–117.
- Stanger, C., Ryan, S.R., Fu, H., Landes, R.D., Jones, B.A., Bickel, W.K., Budney, A.J., 2012. Delay discounting predicts adolescent substance abuse treatment outcome. *Exp. Clin. Psychopharmacol.* 20, 205–212.
- Stein, J.S., Koffarnus, M.N., Snider, S.E., Quisenberry, A.J., Bickel, W.K., 2015. Identification and management of nonsystematic purchase task data: Toward best practice. *Exp. Clin. Psychopharmacol.* 23, 377–386.
- Steinberg, L., Albert, D., Cauffman, E., Banich, M., Graham, S., Woolard, J., 2008. Age differences in sensation seeking and impulsivity as indexed by behavior and self-report: evidence for a dual systems model. *Dev. Psychol.* 44, 1764–1778.
- Steinberg, L., Graham, S., O'Brien, L., Woolard, J., Cauffman, E., Banich, M., 2009. Age differences in future orientation and delay discounting. *Child Dev.* 80, 28–44.
- Strickland, J.C., Lile, J.A., Stoops, W.W., 2017. Unique prediction of cannabis use severity and behaviors by delay discounting and behavioral economic demand. *Behav. Processes.* 140, 33–40.
- Strickland, J.C., Alcorn 3rd, J.L., Stoops, W.W., 2019. Using behavioral economic variables to predict future alcohol use in a crowdsourced sample. *J. Psychopharmacol.* 33, 779–790.
- Strickland, J.C., Lee, D.C., Vandrey, R., Johnson, M.W., 2020. A systematic review and meta-analysis of delay discounting and cannabis use. *Exp. Clin. Psychopharmacol.* <https://doi.org/10.1037/pha0000378>.
- Tabachnick, B.G., Fidell, L.S., 2000. *Using Multivariate Statistics*, 4th ed. Allyn & Bacon.
- Trangenstein, P.J., Whitehill, J.M., Jenkins, M.C., Jernigan, D.H., Moreno, M.A., 2021. Cannabis marketing and problematic cannabis use among adolescents. *J. Stud. Alcohol Drugs* 82, 288–296.
- United National Office on Drugs and Crime, 2020. *World Drug Report*.
- van Ours, J.C., Williams, J., 2007. Cannabis prices and dynamics of cannabis use. *J. Health Econ.* 26, 578–596.
- Verdejo-García, A., Lawrence, A.J., Clark, L., 2008. Impulsivity as a vulnerability marker for substance-use disorders: review of findings from high-risk research, problem gamblers and genetic association studies. *Neurosci. Biobehav. Rev.* 32, 777–810.
- Volkow, N.D., Swanson, J.M., Evins, A.E., DeLisi, L.E., Meier, M.H., Gonzalez, R., Bloomfield, M.A.P., Curran, H.V., Baler, R., 2016. Effects of cannabis use on human behavior, including cognition, motivation, and psychosis: a review. *JAMA Psychiatry* 73, 292–297.
- Volkow, N.D., Han, B., Einstein, E.B., Compton, W.M., 2021. Prevalence of substance use disorders by time since first substance use among young people in the US. *JAMA Pediatr.* <https://doi.org/10.1001/jamapediatrics.2020.6981>.
- Winters, K.C., Lee, C.-Y.S., 2008. Likelihood of developing an alcohol and cannabis use disorder during youth: association with recent use and age. *Drug Alcohol Depend.* 92, 239–247.
- Yu, M., Liu, T., Shangquan, F., Sui, J., Shi, J., 2021. The neurodevelopment of delay discounting for monetary rewards in pre-adolescent children. *Sci. Rep.* 11, 8337.
- Zvorsky, I., Nighbor, T.D., Kurti, A.N., DeSarno, M., Naudé, G., Reed, D.D., Higgins, S.T., 2019. Sensitivity of hypothetical purchase task indices when studying substance use: a systematic literature review. *Prev. Med.* 128, 105789.