



## King's Research Portal

DOI:  
[10.3310/hta23170](https://doi.org/10.3310/hta23170)

*Document Version*  
Publisher's PDF, also known as Version of record

[Link to publication record in King's Research Portal](#)

*Citation for published version (APA):*

Everitt, H., Landau, S., Little, P., Bishop, F., O'Reilly, G., Sibelli, A., Holland, R. M., Hughes, S., Windgassen, S. S., McCrone, P. R., Goldsmith, K. A., Coleman, N., Logan, R., Chalder, T., & Moss-Morris, R. (2019). Therapist telephone-delivered CBT and web-based CBT compared with treatment as usual in refractory irritable bowel syndrome: the ACTIB three-arm RCT. *Health Technology Assessment*, 23(17), 1-154.  
<https://doi.org/10.3310/hta23170>

### **Citing this paper**

Please note that where the full-text provided on King's Research Portal is the Author Accepted Manuscript or Post-Print version this may differ from the final Published version. If citing, it is advised that you check and use the publisher's definitive version for pagination, volume/issue, and date of publication details. And where the final published version is provided on the Research Portal, if citing you are again advised to check the publisher's website for any subsequent corrections.

### **General rights**

Copyright and moral rights for the publications made accessible in the Research Portal are retained by the authors and/or other copyright owners and it is a condition of accessing publications that users recognize and abide by the legal requirements associated with these rights.


- Users may download and print one copy of any publication from the Research Portal for the purpose of private study or research.
- You may not further distribute the material or use it for any profit-making activity or commercial gain
- You may freely distribute the URL identifying the publication in the Research Portal

### **Take down policy**

If you believe that this document breaches copyright please contact [librarypure@kcl.ac.uk](mailto:librarypure@kcl.ac.uk) providing details, and we will remove access to the work immediately and investigate your claim.

## Therapist telephone-delivered CBT and web-based CBT compared with treatment as usual in refractory irritable bowel syndrome: the ACTIB three-arm RCT

*Hazel Everitt, Sabine Landau, Paul Little, Felicity L Bishop, Gillian O'Reilly, Alice Sibelli, Rachel Holland, Stephanie Hughes, Sula Windgassen, Paul McCrone, Kim Goldsmith, Nicholas Coleman, Robert Logan, Trudie Chalder and Rona Moss-Morris*



**National Institute for  
Health Research**



# Therapist telephone-delivered CBT and web-based CBT compared with treatment as usual in refractory irritable bowel syndrome: the ACTIB three-arm RCT

Hazel Everitt,<sup>1\*</sup> Sabine Landau,<sup>2</sup> Paul Little,<sup>1</sup>  
Felicity L Bishop,<sup>3</sup> Gillian O'Reilly,<sup>1</sup> Alice Sibelli,<sup>4</sup>  
Rachel Holland,<sup>2</sup> Stephanie Hughes,<sup>1</sup> Sula Windgassen,<sup>4</sup>  
Paul McCrone,<sup>5</sup> Kim Goldsmith,<sup>2</sup> Nicholas Coleman,<sup>6</sup>  
Robert Logan,<sup>7</sup> Trudie Chalder<sup>8</sup> and Rona Moss-Morris<sup>4</sup>

<sup>1</sup>Primary Care and Population Sciences, University of Southampton, Southampton, UK

<sup>2</sup>Biostatistics, Institute of Psychiatry, Psychology & Neuroscience, King's College London, London, UK

<sup>3</sup>Centre for Applications of Health Psychology, University of Southampton, Southampton, UK

<sup>4</sup>Health Psychology Section, Institute of Psychiatry, Psychology & Neuroscience, King's College London, London, UK

<sup>5</sup>Institute of Psychiatry, Psychology & Neuroscience, King's College London, London, UK

<sup>6</sup>Department of Gastroenterology, Southampton University Hospital, Southampton, UK

<sup>7</sup>Department of Gastroenterology, King's College Hospital, London, UK

<sup>8</sup>Academic Department of Psychological Medicine, King's College London, London, UK

\*Corresponding author

**Declared competing interests of authors:** Paul Little was Programme Director of the Programme Grants for Applied Research (PGfAR) programme, Editor-in-Chief for the PGfAR journal and a member of the National Institute for Health Research (NIHR) Journals Library Editorial Group and the NIHR PGfAR expressions of interest – Health Technology Assessment Projects Remit Meeting. Trudie Chalder reports grants from Guy's and St Thomas' Charity. She was a faculty member at the Third International Conference on Functional (Psychogenic) Neurological Disorders, September 2017, Edinburgh, UK; a member of the Improving Access to Psychological Therapies (IAPT) Education and Training Evidence Review Group (2016); a member of the IAPT Outcomes and Informatics Meeting (2016–present); and the president of the British Association for Behavioural and Cognitive Psychotherapies (2012–15), for which she did not receive payment. She delivered workshops on medically unexplained symptoms during the conduct of the study (money paid into King's College London for future research). Trudie Chalder has a patent for the background intellectual property (IP) of the manuals that were developed prior to the trial starting. The Trial Steering Committee Chairperson, Peter White, was a colleague of Trudie Chalder in the past but he has recently retired. Rona Moss-Morris reports personal fees from training in irritable bowel syndrome interventions for Central and North West



London NHS Foundation Trust and the University of East Anglia outside the submitted work. The patient manual is background IP developed by Rona Moss-Morris and Trudie Chalder in previous work. The therapist manual was developed for the Assessing Cognitive-behavioural Therapy in Irritable Bowel (ACTIB) trial. These manuals were made available only once the 12-month ACTIB follow-up was complete. Sabine Landau reports support via the Biomedical Research Centre for Mental Health at South London and Maudsley NHS Foundation Trust and King's College London.

**Published April 2019**

**DOI: 10.3310/hta23170**

This report should be referenced as follows:

Everitt H, Landau S, Little P, Bishop FL, O'Reilly G, Sibelli A, *et al*. Therapist telephone-delivered CBT and web-based CBT compared with treatment as usual in refractory irritable bowel syndrome: the ACTIB three-arm RCT. *Health Technol Assess* 2019;**23**(17).

*Health Technology Assessment* is indexed and abstracted in *Index Medicus/MEDLINE*, *Excerpta Medica/EMBASE*, *Science Citation Index Expanded (SciSearch®)* and *Current Contents®/Clinical Medicine*.



ISSN 1366-5278 (Print)

ISSN 2046-4924 (Online)

Impact factor: 4.513

*Health Technology Assessment* is indexed in MEDLINE, CINAHL, EMBASE, The Cochrane Library and the Clarivate Analytics Science Citation Index.

This journal is a member of and subscribes to the principles of the Committee on Publication Ethics (COPE) ([www.publicationethics.org/](http://www.publicationethics.org/)).

Editorial contact: [journals.library@nhr.ac.uk](mailto:journals.library@nhr.ac.uk)

The full HTA archive is freely available to view online at [www.journalslibrary.nhr.ac.uk/hta](http://www.journalslibrary.nhr.ac.uk/hta). Print-on-demand copies can be purchased from the report pages of the NIHR Journals Library website: [www.journalslibrary.nhr.ac.uk](http://www.journalslibrary.nhr.ac.uk)

## Criteria for inclusion in the *Health Technology Assessment* journal

Reports are published in *Health Technology Assessment* (HTA) if (1) they have resulted from work for the HTA programme, and (2) they are of a sufficiently high scientific quality as assessed by the reviewers and editors.

Reviews in *Health Technology Assessment* are termed 'systematic' when the account of the search appraisal and synthesis methods (to minimise biases and random errors) would, in theory, permit the replication of the review by others.

## HTA programme

The HTA programme, part of the National Institute for Health Research (NIHR), was set up in 1993. It produces high-quality research information on the effectiveness, costs and broader impact of health technologies for those who use, manage and provide care in the NHS. 'Health technologies' are broadly defined as all interventions used to promote health, prevent and treat disease, and improve rehabilitation and long-term care.

The journal is indexed in NHS Evidence via its abstracts included in MEDLINE and its Technology Assessment Reports inform National Institute for Health and Care Excellence (NICE) guidance. HTA research is also an important source of evidence for National Screening Committee (NSC) policy decisions.

For more information about the HTA programme please visit the website: <http://www.nets.nhr.ac.uk/programmes/hta>

## This report

The research reported in this issue of the journal was funded by the HTA programme as project number 11/69/02. The contractual start date was in September 2013. The draft report began editorial review in January 2018 and was accepted for publication in June 2018. The authors have been wholly responsible for all data collection, analysis and interpretation, and for writing up their work. The HTA editors and publisher have tried to ensure the accuracy of the authors' report and would like to thank the reviewers for their constructive comments on the draft document. However, they do not accept liability for damages or losses arising from material published in this report.

This report presents independent research funded by the National Institute for Health Research (NIHR). The views and opinions expressed by authors in this publication are those of the authors and do not necessarily reflect those of the NHS, the NIHR, NETSCC, the HTA programme or the Department of Health and Social Care. If there are verbatim quotations included in this publication the views and opinions expressed by the interviewees are those of the interviewees and do not necessarily reflect those of the authors, those of the NHS, the NIHR, NETSCC, the HTA programme or the Department of Health and Social Care.

**© Queen's Printer and Controller of HMSO 2019. This work was produced by Everitt *et al.* under the terms of a commissioning contract issued by the Secretary of State for Health and Social Care. This issue may be freely reproduced for the purposes of private research and study and extracts (or indeed, the full report) may be included in professional journals provided that suitable acknowledgement is made and the reproduction is not associated with any form of advertising. Applications for commercial reproduction should be addressed to: NIHR Journals Library, National Institute for Health Research, Evaluation, Trials and Studies Coordinating Centre, Alpha House, University of Southampton Science Park, Southampton SO16 7NS, UK.**

Published by the NIHR Journals Library ([www.journalslibrary.nhr.ac.uk](http://www.journalslibrary.nhr.ac.uk)), produced by Prepress Projects Ltd, Perth, Scotland ([www.prepress-projects.co.uk](http://www.prepress-projects.co.uk)).

## NIHR Journals Library Editor-in-Chief

**Professor Ken Stein** Professor of Public Health, University of Exeter Medical School, UK

## NIHR Journals Library Editors

**Professor John Powell** Chair of HTA and EME Editorial Board and Editor-in-Chief of HTA and EME journals. Consultant Clinical Adviser, National Institute for Health and Care Excellence (NICE), UK, and Honorary Professor, University of Manchester, and Senior Clinical Researcher and Associate Professor, Nuffield Department of Primary Care Health Sciences, University of Oxford, UK

**Professor Andrée Le May** Chair of NIHR Journals Library Editorial Group (HS&DR, PGfAR, PHR journals) and Editor-in-Chief of HS&DR, PGfAR, PHR journals

**Professor Matthias Beck** Professor of Management, Cork University Business School, Department of Management and Marketing, University College Cork, Ireland

**Dr Tessa Crilly** Director, Crystal Blue Consulting Ltd, UK

**Dr Eugenia Cronin** Senior Scientific Advisor, Wessex Institute, UK

**Dr Peter Davidson** Consultant Advisor, Wessex Institute, University of Southampton, UK

**Ms Tara Lamont** Director, NIHR Dissemination Centre, UK

**Dr Catriona McDaid** Senior Research Fellow, York Trials Unit, Department of Health Sciences, University of York, UK

**Professor William McGuire** Professor of Child Health, Hull York Medical School, University of York, UK

**Professor Geoffrey Meads** Professor of Wellbeing Research, University of Winchester, UK

**Professor John Norrie** Chair in Medical Statistics, University of Edinburgh, UK

**Professor James Raftery** Professor of Health Technology Assessment, Wessex Institute, Faculty of Medicine, University of Southampton, UK

**Dr Rob Riemsma** Reviews Manager, Kleijnen Systematic Reviews Ltd, UK

**Professor Helen Roberts** Professor of Child Health Research, UCL Great Ormond Street Institute of Child Health, UK

**Professor Jonathan Ross** Professor of Sexual Health and HIV, University Hospital Birmingham, UK

**Professor Helen Snooks** Professor of Health Services Research, Institute of Life Science, College of Medicine, Swansea University, UK

**Professor Ken Stein** Professor of Public Health, University of Exeter Medical School, UK

**Professor Jim Thornton** Professor of Obstetrics and Gynaecology, Faculty of Medicine and Health Sciences, University of Nottingham, UK

**Professor Martin Underwood** Warwick Clinical Trials Unit, Warwick Medical School, University of Warwick, UK

Please visit the website for a list of editors: [www.journalslibrary.nihr.ac.uk/about/editors](http://www.journalslibrary.nihr.ac.uk/about/editors)

**Editorial contact:** [journals.library@nihr.ac.uk](mailto:journals.library@nihr.ac.uk)

# Abstract

## Therapist telephone-delivered CBT and web-based CBT compared with treatment as usual in refractory irritable bowel syndrome: the ACTIB three-arm RCT

Hazel Everitt,<sup>1\*</sup> Sabine Landau,<sup>2</sup> Paul Little,<sup>1</sup> Felicity L Bishop,<sup>3</sup> Gillian O'Reilly,<sup>1</sup> Alice Sibelli,<sup>4</sup> Rachel Holland,<sup>2</sup> Stephanie Hughes,<sup>1</sup> Sula Windgassen,<sup>4</sup> Paul McCrone,<sup>5</sup> Kim Goldsmith,<sup>2</sup> Nicholas Coleman,<sup>6</sup> Robert Logan,<sup>7</sup> Trudie Chalder<sup>8</sup> and Rona Moss-Morris<sup>4</sup>

<sup>1</sup>Primary Care and Population Sciences, University of Southampton, Southampton, UK

<sup>2</sup>Biostatistics, Institute of Psychiatry, Psychology & Neuroscience, King's College London, London, UK

<sup>3</sup>Centre for Applications of Health Psychology, University of Southampton, Southampton, UK

<sup>4</sup>Health Psychology Section, Institute of Psychiatry, Psychology & Neuroscience, King's College London, London, UK

<sup>5</sup>Institute of Psychiatry, Psychology & Neuroscience, King's College London, London, UK

<sup>6</sup>Department of Gastroenterology, Southampton University Hospital, Southampton, UK

<sup>7</sup>Department of Gastroenterology, King's College Hospital, London, UK

<sup>8</sup>Academic Department of Psychological Medicine, King's College London, London, UK

\*Corresponding author [hae1@soton.ac.uk](mailto:hae1@soton.ac.uk)

**Background:** Irritable bowel syndrome (IBS) affects 10–22% of people in the UK. Abdominal pain, bloating and altered bowel habits affect quality of life and can lead to time off work. Current treatment relies on a positive diagnosis, reassurance, lifestyle advice and drug therapies, but many people suffer ongoing symptoms. Cognitive-behavioural therapy (CBT) is recommended in guidelines for patients with ongoing symptoms but its availability is limited.

**Objectives:** To determine the clinical effectiveness and cost-effectiveness of therapist telephone-delivered CBT (TCBT) and web-based CBT (WCBT) with minimal therapist support compared with treatment as usual (TAU) in refractory IBS.

**Design:** This was a three-arm randomised controlled trial.

**Setting:** This trial took place in UK primary and secondary care.

**Participants:** Adults with refractory IBS (clinically significant symptoms for 12 months despite first-line therapies) were recruited from 74 general practices and three gastroenterology centres from May 2014 to March 2016.

**Interventions:** TCBT – patient CBT self-management manual, six 60-minute telephone sessions over 9 weeks and two 60-minute booster sessions at 4 and 8 months (8 hours' therapist time). WCBT – interactive, tailored web-based CBT, three 30-minute telephone sessions over 9 weeks and two 30-minute boosters at 4 and 8 months (2.5 hours' therapist time).

**Main outcome measures:** Primary outcomes – IBS symptom severity score (IBS SSS) and Work and Social Adjustment Scale (WSAS) at 12 months. Cost-effectiveness [quality-adjusted life-years (QALYs) and health-care costs].

**Results:** In total, 558 out of 1452 patients (38.4%) screened for eligibility were recruited – 186 were randomised to TCBT, 185 were randomised to WCBT and 187 were randomised to TAU. The mean baseline Irritable Bowel Syndrome Symptom Severity Score (IBS SSS) was 265.0. An intention-to-treat analysis with multiple imputation was carried out at 12 months; IBS SSS were 61.6 points lower in the TCBT arm [95% confidence interval (CI) 89.5 to 33.8;  $p < 0.001$ ] and 35.2 points lower in the WCBT arm (95% CI 57.8 to 12.6;  $p = 0.002$ ) than in the TAU arm (IBS SSS of 205.6). The mean WSAS score at 12 months was 10.8 in the TAU arm, 3.5 points lower in the TCBT arm (95% CI 5.1 to 1.9;  $p < 0.001$ ) and 3.0 points lower in the WCBT arm (95% CI 4.6 to 1.3;  $p = 0.001$ ). For the secondary outcomes, the Subject's Global Assessment showed an improvement in symptoms at 12 months (responders) in 84.8% of the TCBT arm compared with 41.7% of the TAU arm [odds ratio (OR) 6.1, 95% CI 2.5 to 15.0;  $p < 0.001$ ] and 75.0% of the WCBT arm (OR 3.6, 95% CI 2.0 to 6.3;  $p < 0.001$ ). Patient enablement was 78.3% (responders) for TCBT, 23.5% for TAU (OR 9.3, 95% CI 4.5 to 19.3;  $p < 0.001$ ) and 54.8% for WCBT (OR 3.5, 95% CI 2.0 to 5.9;  $p < 0.001$ ). Adverse events were similar between the trial arms. The incremental cost-effectiveness ratio (ICER) (QALY) for TCBT versus TAU was £22,284 and for WCBT versus TAU was £7724. Cost-effectiveness reduced after imputation for missing values. Qualitative findings highlighted that, in the CBT arms, there was increased capacity to cope with symptoms, negative emotions and challenges of daily life. Therapist input was important in supporting WCBT.

**Conclusions:** In this large, rigorously conducted RCT, both CBT arms showed significant improvements in IBS outcomes compared with TAU. WCBT had lower costs per QALY than TCBT. Sustained improvements in IBS symptoms are possible at an acceptable cost. Suggested future research work is longer-term follow-up and research to translate these findings into usual clinical practice.

**Future work:** Longer-term follow-up and research to translate these findings into usual clinical practice is needed.

**Trial registration:** Current Controlled Trials ISRCTN44427879.

**Funding:** This project was funded by the National Institute for Health Research (NIHR) Health Technology Assessment (HTA) programme and will be published in full in *Health Technology Assessment*; Vol. 23, No. 17. See the NIHR Journals Library website for further project information. The University of Southampton sponsored this study. Funding was received from the NIHR HTA Board and the NIHR Clinical Research Network and support was received from the NIHR Clinical Research Network.

# Contents

<b>List of tables</b>	<b>xiii</b>
<b>List of figures</b>	<b>xv</b>
<b>List of boxes</b>	<b>xvii</b>
<b>List of supplementary material</b>	<b>xix</b>
<b>List of abbreviations</b>	<b>xxi</b>
<b>Plain English summary</b>	<b>xxiii</b>
<b>Scientific summary</b>	<b>xxv</b>
<b>Chapter 1 Randomised controlled trial</b>	<b>1</b>
Patient and public involvement	1
Introduction	2
Aims and objectives	2
Methods	2
<i>Study design</i>	2
<i>Setting</i>	3
<i>Ethics approval and research governance</i>	3
<i>Summary of any changes to the protocol</i>	3
<i>Training of co-ordinating centres</i>	3
<i>Recruitment of general practices</i>	4
<i>Recruitment of secondary care sites</i>	4
<i>Training of sites</i>	4
<i>Patient recruitment</i>	4
<i>Patient screening</i>	5
<i>Patient consent</i>	6
<i>Blood test</i>	6
<i>Abnormal blood test results</i>	6
<i>Baseline questionnaire</i>	6
<i>Randomisation</i>	7
<i>Interventions</i>	7
<i>Treatment as usual</i>	11
<i>Treatment adherence for intervention arms</i>	11
<i>Withdrawal from treatment and/or follow-up</i>	11
<i>Blinding</i>	11
<i>Baseline data</i>	11
<i>Primary outcome measures</i>	11
<i>Secondary outcome measures</i>	12
<i>Process/mediator variables</i>	12
<i>Adverse event reporting</i>	13
<i>Economic evaluation measures</i>	13
<i>Follow-up procedures</i>	13
<i>Patient retention</i>	14
<i>Sample size</i>	14
<i>Statistical methods</i>	15
<i>Software</i>	17

Results	17
<i>Recruitment</i>	17
<i>Baseline data summary</i>	23
<i>Therapy summary</i>	23
<i>Withdrawal from treatment</i>	32
<i>Compliance with treatment</i>	33
<i>Follow-up summary</i>	33
<i>Outcome measures</i>	34
<i>Sensitivity analysis</i>	43
<i>Adverse events</i>	44
<i>Protocol deviations</i>	45
Discussion	45
<i>Summary of results</i>	45
<i>Strengths and limitations</i>	45
<i>Interpretation of ACTIB results</i>	47
Conclusion	49
Implications for health care	49
Recommendations for research	49
<b>Chapter 2 Qualitative study</b>	<b>51</b>
Summary	51
<i>Objectives of the qualitative work</i>	51
<i>Background</i>	51
<i>Methods</i>	51
<i>Findings</i>	51
<i>Conclusion</i>	51
Introduction	51
Aims and objectives	53
Methods	53
<i>Design</i>	53
<i>Ethics consideration</i>	53
<i>Sampling and recruitment</i>	53
<i>Interviews</i>	54
Findings	55
<i>Participants</i>	55
<i>Facilitators to and barriers of web-delivered and therapist telephone-delivered cognitive-behavioural therapy for irritable bowel syndrome</i>	56
<i>Facilitators</i>	57
<i>Barriers</i>	58
<i>Insight into the quantitative results of ACTIB</i>	59
<i>Potential social and psychological change processes</i>	60
Conclusions	63
<i>Summary</i>	63
<i>Strengths and limitations</i>	63
<i>Implications for practice</i>	63
<b>Chapter 3 Economic analysis</b>	<b>65</b>
Health economic objectives	65
Methods	65
Analysis	65
Health economic results	66
<i>Service use and costs by time period</i>	66
<i>Costs over follow-up</i>	74

<i>Quality-adjusted life-years</i>	74
<i>Cost-effectiveness results: complete-case analyses</i>	74
<i>Cost-effectiveness results: sensitivity analyses</i>	80
Health economic discussion	81
<i>Limitations</i>	81
Health economic conclusion	81
<b>Chapter 4 Drawing all workstreams together</b>	<b>83</b>
Overall conclusion	83
<b>Acknowledgements</b>	<b>85</b>
<b>References</b>	<b>87</b>
<b>Appendix 1 Screening questionnaire</b>	<b>93</b>
<b>Appendix 2 Consent form</b>	<b>95</b>
<b>Appendix 3 Baseline questionnaire</b>	<b>97</b>
<b>Appendix 4 Short questionnaire</b>	<b>99</b>
<b>Appendix 5 The 3-, 6- and 12-month questionnaire</b>	<b>101</b>
<b>Appendix 6 Statistical analysis plan</b>	<b>103</b>
<b>Appendix 7 Note review form</b>	<b>131</b>
<b>Appendix 8 General practitioner visits</b>	<b>143</b>
<b>Appendix 9 Protocol deviations</b>	<b>145</b>
<b>Appendix 10 Qualitative interview schedules</b>	<b>147</b>
<b>Appendix 11 Unit costs used in economic analyses</b>	<b>153</b>



# List of tables

<b>TABLE 1</b> Summary of amendments	<b>3</b>
<b>TABLE 2</b> Summary of the sessions included in the Regu8 programme and the TCBT patient manual	<b>8</b>
<b>TABLE 3</b> Method of recruitment, by centre	<b>18</b>
<b>TABLE 4</b> General practices, by CCG	<b>18</b>
<b>TABLE 5</b> General practice characteristics	<b>19</b>
<b>TABLE 6</b> Invited potential participants, by gender	<b>20</b>
<b>TABLE 7</b> Invited potential participants, by age	<b>20</b>
<b>TABLE 8</b> Reasons for declining the invitation to participate in the ACTIB trial	<b>20</b>
<b>TABLE 9</b> Gender of those interested in participating	<b>21</b>
<b>TABLE 10</b> Age of those interested in participating	<b>21</b>
<b>TABLE 11</b> Blood test failure reasons	<b>22</b>
<b>TABLE 12</b> Details of patient recruitment pathway	<b>22</b>
<b>TABLE 13</b> Ineligibility after screening details (CONSORT flow diagram detail)	<b>25</b>
<b>TABLE 14</b> Clinical and demographic baseline variables, by trial arm	<b>25</b>
<b>TABLE 15</b> Number of participants allocated to each therapist	<b>31</b>
<b>TABLE 16</b> Inter-rater reliability results (first round of double-rated recordings, $n = 6$ )	<b>31</b>
<b>TABLE 17</b> Inter-rater reliability results (second round of double-rated recordings, $n = 8$ )	<b>31</b>
<b>TABLE 18</b> Inter-rater reliability results (third round of double-rated recordings, $n = 9$ )	<b>32</b>
<b>TABLE 19</b> Mean fidelity ratings	<b>32</b>
<b>TABLE 20</b> Withdrawals from treatment	<b>32</b>
<b>TABLE 21</b> Therapy session receipt in the TCBT arm	<b>33</b>
<b>TABLE 22</b> Therapy session receipt in the WCBT arm	<b>34</b>
<b>TABLE 23</b> Assessments made within prespecified time windows	<b>35</b>

<b>TABLE 24</b> Summary of continuous outcome variables, by trial arm and assessment time point	<b>36</b>
<b>TABLE 25</b> Summary of binary outcomes, by trial arm and assessment time point	<b>37</b>
<b>TABLE 26</b> Frequencies of IBS SSS severity categories, by assessment time and trial arm	<b>38</b>
<b>TABLE 27</b> Estimated trial arm differences for continuous outcomes (negative differences indicate an improvement)	<b>39</b>
<b>TABLE 28</b> Estimated trial arm ORs for binary outcomes (ratios above 1 indicate an improvement)	<b>41</b>
<b>TABLE 29</b> Response (over time) in the TCBT arm, by therapist	<b>42</b>
<b>TABLE 30</b> Adverse events, by body system code and trial arm	<b>44</b>
<b>TABLE 31</b> Adverse events, by body system code and relatedness	<b>46</b>
<b>TABLE 32</b> Analytic techniques from thematic analysis and grounded theory	<b>55</b>
<b>TABLE 33</b> Baseline characteristics of interviewees at 3 months	<b>55</b>
<b>TABLE 34</b> Baseline characteristics of interviewees at 12 months	<b>56</b>
<b>TABLE 35</b> Service use, lost employment and costs at baseline, by treatment group	<b>67</b>
<b>TABLE 36</b> Service use, lost employment and costs at 3-month follow-up, by treatment group	<b>70</b>
<b>TABLE 37</b> Service use, lost employment and costs at 6-month follow-up, by treatment group	<b>72</b>
<b>TABLE 38</b> Service use, lost employment and costs at 12-month follow-up, by treatment group	<b>75</b>
<b>TABLE 39</b> The EQ-5D-5L utility scores, by time period and QALYs	<b>77</b>
<b>TABLE 40</b> Sensitivity analyses based on different therapy costs	<b>80</b>
<b>TABLE 41</b> General practitioner visits, by participants	<b>144</b>

# List of figures

<b>FIGURE 1</b> Participant recruitment against target	<b>22</b>
<b>FIGURE 2</b> The CONSORT flow diagram	<b>24</b>
<b>FIGURE 3</b> The IBS SSS means by trial arm	<b>40</b>
<b>FIGURE 4</b> The WSAS means by trial arm	<b>40</b>
<b>FIGURE 5</b> The PEQ responders by trial arm	<b>41</b>
<b>FIGURE 6</b> The SGA responders by trial arm	<b>42</b>
<b>FIGURE 7</b> The HADS means by trial arm	<b>43</b>
<b>FIGURE 8</b> Cost-effectiveness plane for TCBT vs. TAU (health-care perspective, complete-case analysis)	<b>77</b>
<b>FIGURE 9</b> Cost-effectiveness plane for WCBT vs. TAU using QALYs	<b>78</b>
<b>FIGURE 10</b> Cost-effectiveness plane for TCBT vs. WCBT	<b>78</b>
<b>FIGURE 11</b> Cost-effectiveness acceptability curves based on QALYs	<b>79</b>
<b>FIGURE 12</b> Cost-effectiveness acceptability curves based on IBS SSS	<b>79</b>
<b>FIGURE 13</b> Cost-effectiveness acceptability curves based on WSAS scores	<b>80</b>



# List of boxes

<b>BOX 1</b> Inclusion criteria	<b>5</b>
<b>BOX 2</b> Exclusion criteria	<b>6</b>



# List of supplementary material

**Report Supplementary Material 1** Recruitment poster

**Report Supplementary Material 2** Participant invitation and reply slip

**Report Supplementary Material 3** Participant information sheet

**Report Supplementary Material 4** Consent form

**Report Supplementary Material 5** Letter to GP – participant recruitment

**Report Supplementary Material 6** The NICE lifestyle sheet for participants

**Report Supplementary Material 7** Deskside reminder

**Report Supplementary Material 8** Drop-out form

**Report Supplementary Material 9** Serious adverse event form

Supplementary material can be found on the NIHR Journals Library report project page ([www.journalslibrary.nihr.ac.uk/programmes/hta/116902/#/documentation](http://www.journalslibrary.nihr.ac.uk/programmes/hta/116902/#/documentation)).

Supplementary material has been provided by the authors to support the report and any files provided at submission will have been seen by peer reviewers, but not extensively reviewed. Any supplementary material provided at a later stage in the process may not have been peer reviewed.



## List of abbreviations

ACTIB	Assessing Cognitive-behavioural Therapy in Irritable Bowel	IBS SSS	Irritable Bowel Syndrome Symptom Severity Score
AE	adverse event	ICER	incremental cost-effectiveness ratio
BES	Beliefs about Emotions Scale	ID	identification
CACE	complier-average causal effect	IEE	impoverished emotional experience
CBT	cognitive-behavioural therapy	IMD	Index of Multiple Deprivation
CCG	Clinical Commissioning Group	IPQ	Brief Illness Perception Questionnaire for irritable bowel syndrome
CEAC	cost-effectiveness acceptability curve	ISRCTN	International Standard Randomised Controlled Trial Number
CG-FBD	Cognitive Scale for Functional Bowel Disorders	ITT	intention to treat
CI	confidence interval	KCH	King's College Hospital
CONSORT	Consolidated Standards Of Reporting Trials	MAR	missing at random
CRN	Clinical Research Network	MCID	minimal clinically important difference
CRP	C-reactive protein	MI	multiple imputation
CSRI	Client Service Receipt Inventory	MIBS	Management of Irritable Bowel Syndrome
CTU	clinical trials unit	MICE	multivariate imputation by chained equations
DMEC	Data Monitoring and Ethics Committee	NICE	National Institute for Health and Care Excellence
EQ-5D	EuroQol-5 Dimensions	NIHR	National Institute for Health Research
EQ-5D-5L	EuroQol-5 Dimensions, five-level version	NNT	number needed to treat
FBC	full blood count	NRES	National Research Ethics Service
GI	gastrointestinal	OR	odds ratio
GP	general practitioner	PANAS	Positive and Negative Affect Schedule
GSTT	Guy's and St Thomas' NHS Foundation Trust	PEQ	Patient Enablement Questionnaire
HADS	Hospital Anxiety and Depression Scale	PIS	patient information sheet
HTA	Health Technology Assessment	PPI	patient and public involvement
IAPT	Improving Access to Psychological Therapies	QALY	quality-adjusted life-year
IBD	inflammatory bowel disease	QoL	quality of life
IBS	irritable bowel syndrome	RCT	randomised controlled trial

## LIST OF ABBREVIATIONS

REC	Research Ethics Committee	TAU	treatment as usual
SAE	serious adverse event	TCBT	therapist telephone-delivered cognitive-behavioural therapy
SAP	statistical analysis plan	TSC	Trial Steering Committee
SAR	serious adverse reaction	TTG	tissue transglutaminase antibodies
SD	standard deviation	URL	uniform resource locator
SGA	Subject's Global Assessment	WCBT	web-based cognitive-behavioural therapy
SLAM	South London and Maudsley NHS Foundation Trust	WSAS	Work and Social Adjustment Scale
SOP	standard operating procedure		
SUHT	Southampton University Hospital Trust		

## Plain English summary

Irritable bowel syndrome (IBS) is a common bowel disorder causing pain, bloating and diarrhoea or constipation, which can affect quality of life. Treatment relies on a positive diagnosis, reassurance, lifestyle advice and drug therapies. However, many patients suffer ongoing distressing symptoms.

Guidelines recommend cognitive-behavioural therapy (CBT) for patients with ongoing IBS symptoms. However, access to therapy is limited because of cost and therapist availability. We previously developed web-based CBT (WCBT), which is more accessible, less expensive and requires less therapist time than traditional therapist telephone-delivered CBT (TCBT). The aim of the current trial was to assess the clinical effectiveness and cost-effectiveness of these two approaches. Participants were randomly assigned to TCBT, WCBT or treatment as usual (TAU).

The TCBT group received a CBT manual and six 1-hour telephone CBT sessions with trained therapists over 9 weeks and two booster sessions at 4 and 8 months. The WCBT group received access to the interactive CBT website with eight online sessions at home over 9 weeks, with similar content to the therapist CBT, and received three 30-minute therapist telephone-delivered CBT sessions and two boosters at 4 and 8 months.

There were 558 adults with ongoing IBS symptoms who took part from 74 general practice surgeries and three hospital clinics in London and the south of England. The main study outcomes were the IBS Symptom Severity Score and the Work and Social Adjustment Scale, which measures people's ability to function and live their lives. The results of these were collected at the start of the study and at 3, 6 and 12 months.

Significant improvement in symptoms was found in the two therapy groups compared with TAU at 3, 6 and 12 months. Cost-effectiveness and wider benefits (e.g. ability to cope and mood) also showed positive results, indicating that sustained improvements in IBS symptoms are possible at an acceptable cost.



# Scientific summary

## Background

Irritable bowel syndrome (IBS) is a common chronic gastrointestinal (GI) disorder affecting 10–22% of the UK population, with NHS costs of > £200M per year. Abdominal pain, bloating and altered bowel habits affect quality of life (QoL) and social functioning and can lead to time off work. Treatment relies on a positive diagnosis, reassurance, lifestyle advice and drug therapies. However, many patients suffer ongoing symptoms.

Face-to-face cognitive-behavioural therapy (CBT) has been shown to help IBS, reducing IBS symptoms and improving QoL measures, but NHS availability is poor and cost-effectiveness is uncertain. However, National Institute for Health and Care Excellence (NICE) guidance recommends CBT for patients with refractory IBS symptoms (i.e. ongoing symptoms after 12 months despite being offered appropriate medications and lifestyle advice) (NICE. *Irritable Bowel Syndrome in Adults: Diagnosis and Management of Irritable Bowel Syndrome in Primary Care*. Manchester: NICE; 2015).

Web-based CBT (WCBT) has been shown to be helpful for other long-term conditions (e.g. depression) and has advantages; for example, it can be completed at a time, place and rate convenient to the participant, without extra travel time and costs. Small pilot trials showed that WCBT had promise for helping IBS but indicated that some therapist input is needed. We previously developed a CBT self-management website to support patients with IBS (Regul8) and trialled it among 135 patients in the National Institute for Health Research (NIHR) Research for Patient Benefit-funded Management of Irritable Bowel Syndrome (MIBS) feasibility study (Everitt H, Moss-Morris R, Sibelli A, Tapp L, Coleman N, Yardley L, *et al.* Management of irritable bowel syndrome in primary care: the results of an exploratory randomised controlled trial of mebeverine, methylcellulose, placebo and a self-management website. *BMC Gastroenterol* 2013;**13**:68).

This NIHR Health Technology Assessment (HTA) Assessing Cognitive-behavioural Therapy in Irritable Bowel (ACTIB) trial was in response to a commissioned call (HTA number 11/69/02) to assess the clinical effectiveness and cost-effectiveness of psychological interventions for patients with refractory IBS.

## Objectives

To estimate the clinical effectiveness and cost-effectiveness of therapist telephone-delivered CBT (TCBT) and a web-based CBT (WCBT) compared with treatment as usual (TAU) in lessening IBS symptom severity and improving functioning at 3, 6 and 12 months after randomisation in adults with refractory IBS.

## Methods

The trial protocol is published as Everitt H, Landau S, Little P, Bishop F, McCrone P, O'Reilly G, *et al.* Assessing Cognitive behavioural Therapy in Irritable Bowel (ACTIB): protocol for a randomised controlled trial of clinical-effectiveness and cost-effectiveness of therapist delivered cognitive behavioural therapy and web-based self-management in irritable bowel syndrome in adults. *BMJ Open* 2015;**5**:e008622.

### **Design: three-arm multicentre randomised controlled trial**

Adult patients with refractory IBS were individually randomised to TCBT, WCBT [a previously developed CBT website (Regul8) with low-level therapist support] or TAU with 12-month follow-up.

### **Setting: participants' homes via telephone and internet**

Therapists were based in the South London and Maudsley NHS Foundation Trust (SLAM). Participants were recruited from London and the south of England from primary and secondary care.

### **Inclusion criteria**

Those meeting the inclusion criteria were adults (aged  $\geq 18$  years) with refractory IBS {defined as fulfilling the Rome III criteria for IBS: reporting ongoing clinically significant symptoms [i.e. an IBS Symptom Severity Score (IBS SSS) of  $\geq 75$ ], had been offered first-line therapies [e.g. antispasmodics, antidepressants or fibre-based medications] and had experienced continuing IBS symptoms for  $\geq 12$  months}. Participants aged  $> 60$  years were included only if they had received a consultant review in the previous 2 years to confirm that their symptoms were IBS related and to exclude other serious bowel conditions (there is an increased risk of bowel cancer in those aged  $> 60$  years and clinical guidance suggests that further investigations are needed in this group).

### **Exclusion criteria**

The exclusion criteria were having unexplained rectal bleeding or weight loss or a diagnosis of inflammatory bowel disease (IBD), coeliac disease, peptic ulcer disease or colorectal carcinoma. People were excluded if they were unable to participate in CBT because they had speech or language difficulties or had no access to an internet-enabled computer to be able to undertake the WCBT, or had received CBT for IBS in the past 2 years; also excluded were those who had previously had access to the Regul8 website or who were currently participating in an IBS/intervention trial.

### **Interventions**

Two methods of delivering CBT were assessed: TCBT (total of 8 hours of telephone therapy contact time) and a lower-intensity WCBT (the Regul8 website) with 2.5 hours of therapist support.

The CBT content of the two treatments was the same, based on an empirical cognitive-behavioural model of IBS. It consisted of education, behavioural and cognitive techniques aimed at improving bowel habits, developing stable and healthy eating patterns, addressing unhelpful thoughts, managing stress, reducing symptom focusing and preventing relapse.

Participants randomised to the TCBT arm received a detailed CBT manual including homework. They received six 1-hour telephone sessions with a CBT therapist over 9 weeks and two 1-hour booster sessions at 4 and 8 months. Participants randomised to the WCBT arm received access to the Regul8 website and were advised to undertake the eight online weekly sessions and homework tasks. They received weekly automated e-mail reminders, three 30-minute telephone therapy support calls over 9 weeks and two 30-minute booster sessions at 4 and 8 months.

Trained CBT therapists provided the TCBT sessions for both therapy arms. Each therapist received 2 days' training and a therapy manual. Post training, therapists received monthly supervision with an experienced therapist. Treatment fidelity was assessed using audio-recordings of therapy sessions.

### **Treatment as usual**

Patients in all three arms received TAU, with the control arm being TAU alone. TAU was defined as continuation of current medications and usual general practitioner (GP) or consultant follow-up with no psychological therapy for IBS. All GPs or consultants received a copy of the NICE guidance for IBS to ensure that all clinicians had the standard best practice information on IBS management. All participants received a standard information sheet on lifestyle and diet related to IBS, which was based on the NICE guidance. TAU-only participants had access to the WCBT website at the end of the trial follow-up period, but without therapist support.

### Recruitment

Participants were recruited from general practice surgeries and gastroenterology clinics in two regions [Southampton and London (Guy's and St Thomas' NHS Foundation Trust, and King's College Hospital)]. Primary care patients were identified by searching GPs' lists for those with a diagnosis of IBS and by opportunistically recruiting patients presenting with IBS. An invitation letter was sent, including a patient information sheet and a reply slip to be returned to the research team. In secondary care, when available, clinic lists were also searched for patients with a diagnosis of IBS and potential participants were invited by letter. However, most recruitment was opportunistic during gastroenterology clinics. Advertisements were placed in relevant general practice and GI clinics and on NHS websites.

### Study procedures

The study team undertook initial telephone screening for eligibility. Any patient indicating that they might have a 'red flag' symptom (i.e. unexplained weight loss or rectal bleeding) was referred back to their GP for further assessment.

Those eligible after telephone screening completed online consent and were invited for screening blood tests at their general practice surgery or hospital clinic for full blood count, C-reactive protein and tissue transglutaminase (as recommended in NICE guidelines). If the blood test results were within normal limits, the participant was invited to complete baseline questionnaires and be randomised.

### Randomisation

Randomisation was carried out by an independent randomisation service at King's College London Clinical Trials Unit (CTU), which was accessed by study sites via a web-based system. Randomisation was at the level of the individual, using block randomisation with randomly varying block sizes, stratified by recruitment centre (Southampton general practices, Southampton secondary care, London general practices, London secondary care).

Blinding participants to therapy was not possible and the research assistants responsible for allocating patients to therapists could not be blinded. However, the principal investigators and statisticians remained blinded.

The baseline measures included outcome measures, sociodemographic details, current medication, medical history and medications, duration of IBS symptoms and previous or current psychiatric diagnoses.

The outcome measures were completed by participants at baseline and at 3, 6 and 12 months after randomisation.

### Primary outcomes

The IBS SSS measures the severity and duration of abdominal pain, abdominal distension/tightness, bowel habit and QoL (score of 0–500).

The Work and Social Adjustment Scale (WSAS) measures the effect of IBS on people's ability to work and manage at home, participate in social and private leisure activities and maintain relationships.

### Secondary outcome measures

The Subject's Global Assessment (SGA) of relief measures responses to treatment and the Patient Enablement Questionnaire (PEQ) assesses any change in participants' ability to cope with their illness and life after treatment. Mood was measured by the Hospital Anxiety and Depression Scale (HADS). The Client Service Receipt Inventory (CSRI) and EuroQoL-5 Dimensions (EQ-5D) were used to gather information on use of health services and health-related QoL, respectively.

Adherence to therapy was measured by the number of telephone sessions and/or web sessions. Compliance was defined as patients randomised to WCBT completing at least four web sessions and one or more of the

telephone support calls. For patients randomised to TCBT, compliance was defined as completing at least four of the initial telephone CBT sessions.

Patients' GP notes were reviewed at 12 months to assess GP and other consultations in the year prior to entering the study and in the 12 months since study entry.

### **Sample size**

A 35-point difference between therapy groups and TAU on the IBS SSS at 12 months was regarded as clinically significant (assuming a 15-point placebo response in the TAU arm in the trial). Assuming a within-group IBS SSS standard deviation (SD) of 76 (MIBS pilot study), this equates to an effect size of 0.46. To achieve 90% power at a 2.5% significance level (adjusting for two primary outcomes) required 119 subjects per group. This sample size was increased by an inflation factor of 1.32 to take account of therapist effects, decreased by a deflation factor of 0.84 assuming that baseline values are predictive of post-treatment values (correlation 0.4) and further inflated (factor 1.25) for attrition of < 20%. The final sample size was 165 patients per group, or 495 patients in total. For WSAS, this would be sufficient to detect a clinically important difference between WCBT (or TCBT) and TAU.

### **Statistical analysis**

The Trial Steering Committee (TSC) approved the statistical analysis plan. All analyses followed the intention-to-treat principle. Group differences for IBS SSS and WSAS were assessed using a mixed linear regression model for repeated measurements. The mixed models accounted for missing outcome data under the missing-at-random assumption. Secondary outcomes were analysed similarly (as appropriate for continuous or dichotomous outcomes).

### **Economic evaluation**

A health service and societal perspective was used. Service use was measured with a service receipt schedule at baseline and at each follow-up. Societal costs were calculated by including family care costs and lost work costs. Cost-effectiveness was assessed by combining the cost data with the IBS SSS and WSAS score at 12-month follow-up and quality-adjusted life-years (QALYs) (generated from the EuroQol-5 dimensions, five-level version). Sensitivity analyses were conducted by varying the therapy costs and imputing missing cost and QALY data.

## **Results**

In total, 558 (38.4%) out of the 1452 patients screened for eligibility were recruited between May 2014 and March 2016: 186 were randomised to TCBT, 185 to WCBT and 186 to TAU. The most common reasons for exclusion at screening were not having refractory IBS (defined as an IBS SSS of  $\geq 75$ ), being > 60 years of age and not having had recent consultant review and not having been offered first-line therapies. Over-recruitment from the original sample size was undertaken (within the original recruitment time frame) to compensate for a lower follow-up rate than had been allowed for in the original sample size calculation.

Follow-up rates of 76.5% at 3 months (427/558), 72.9% at 6 months (407/558) and 70.3% at 12 months (392/558) were achieved. The 1-year follow-up was completed in April 2017.

The proportion of female participants was 75.8% (423/558). The mean age of participants was 43.1 years (SD 13.2 years) and the median time since diagnosis was 7.4 years (range 0.3–64.6 years); 10.2% of participants had seen a GI consultant. Their mean IBS SSS was 265 (SD 95.5), indicating moderately severe IBS, and the baseline mean WSAS score was 12.5, suggesting significant, but not severe, functional impairment. The median time from the start of symptoms to diagnosis was 3.0 years (range 0.0–47.0 years); 30.3% of participants (169/558) reported having received treatment for anxiety and 39.4% (220/558) reported having received treatment for depression. The mean baseline HADS anxiety score was 10.7 (SD 4.2) and the mean baseline HADS depression score was 5.7 (SD 3.7). This suggests that participants were more

anxious than depressed at baseline but that, overall, there was no significant mental health comorbidity. Baseline characteristics were well balanced between the groups, indicating that randomisation had been successful.

Mean IBS SSS were 61.6 (95% CI 89.5 to 33.8) lower ( $p < 0.001$ ) in the TCBT arm and 35.2 (95% CI -12.6 to 57.9) lower ( $p = 0.002$ ) in the WCBT arm than in the TAU arm (mean IBS SSS of 205.6 at 12 months) at 12 months. The mean WSAS score in TAU arm was 10.8 at 12 months and was 3.5 (95% CI 5.1 to 1.9) lower ( $p < 0.001$ ) in the TCBT arm and 3.0 (95% CI 4.6 to 1.3) lower ( $p = 0.001$ ) in the WCBT arm.

Secondary outcomes also showed significant improvement in the therapy arms. For SGA of relief, 84.8% of participants were responders in the TCBT arm at 12 months, compared with 41.7% in the TAU arm [odds ratio (OR) 6.1, 95% CI 2.5 to 15.0;  $p < 0.001$ ] and 75.0% in the WCBT arm (OR 3.6, 95% CI 2.0 to 6.3;  $p < 0.001$ ). For the PEQ, 78.3% of participants were responders in the TCBT arm, compared with 23.5% in the TAU arm (OR 9.3, 95% CI 4.5 to 19.3;  $p < 0.001$ ) and 54.8% in the WCBT arm (OR 3.5, 95% CI 2.0 to 5.9;  $p < 0.001$ ). For HADS, compared with the TAU arm [mean HADS score 16.4 (SD 6.9) at 12 months], scores were 2.8 (95% CI 4.1 to 1.5) lower ( $p < 0.001$ ) in the TCBT arm and 2.3 (95% CI 3.7 to 1.0) lower ( $p < 0.001$ ) in the WCBT arm at 12 months.

There was no evidence that the interventions had an impact on the use or cost of other health-care services. Health service costs during the follow-up period were £956 higher for TCBT than for TAU (bootstrapped 95% CI £601 to £1435) and £224 higher for WCBT than for TAU (bootstrapped 95% CI -£11 to £448). TCBT produced 0.0429 more QALYs and WCBT produced 0.0290 more QALYs than TAU. The incremental cost-effectiveness ratio for TCBT compared with TAU was £22,284 and for WCBT compared with TAU was £7724; the ratios after imputation were £29,000 and £19,593, respectively.

In a nested qualitative study, 52 participants (17 or 18 from each trial arm) were interviewed at 3 months and 42 participants were interviewed again at 12 months. This highlighted an increased capacity to cope with symptoms, negative emotions and other challenges of daily life in the CBT arms. It also suggested that therapists are important in supporting patients to engage with CBT and to make sense of the therapy and their IBS. Patients valued having therapist support available alongside the Regul8 website and this may have helped enhance their engagement and outcomes.

## Conclusions

This is believed to be the largest trial of CBT for IBS worldwide. It recruited from primary and secondary care sites in the UK. Both CBT arms showed significant improvements in IBS outcome measures compared with TAU at 12 months. WCBT had a lower cost per QALY than TCBT. Therapist input was found to be important in supporting web-based CBT. This large, rigorously conducted randomised controlled trial indicates that these CBT interventions can provide sustained improvements in IBS symptoms at an acceptable cost.

## Trial registration

This trial is registered as ISRCTN44427879.

## Funding

Funding for this study was provided by the HTA programme of the National Institute for Health Research (NIHR). The University of Southampton sponsored this study. Funding was received from the NIHR HTA Board and the NIHR Clinical Research Network and support was received from the NIHR Clinical Research Network.



# Chapter 1 Randomised controlled trial

## Patient and public involvement

People with irritable bowel syndrome (IBS) have been involved in the Assessing Cognitive-behavioural Therapy in Irritable Bowel (ACTIB) trial throughout, from the time of application for the Health Technology Assessment (HTA)-commissioned call through to discussion of the results and dissemination of the findings, including the development of this patient and public involvement (PPI) section of the report.

We were very fortunate to identify two PPI representatives, Jill Durnell and Kate Riley, who had participated in the Management of Irritable Bowel Syndrome (MIBS) feasibility study<sup>1</sup> and who were willing to act as PPI representatives for ACTIB. They helped to develop the grant application to HTA for the ACTIB trial. They were positive about the idea of taking the website from MIBS forward to a full trial and commented on drafts of the outline application and full applications for feedback. In particular, our PPI representatives assisted with highlighting areas important to patients to include, with consideration of outcome measures and by helping to develop the *Plain English summary* and ensuring that it was clear and accessible for a non-specialist audience.

During the early development phase of the ACTIB study materials, our PPI representatives were involved in commenting on paperwork, questionnaires and the updated website to ensure that these were as accessible and user friendly as possible.

Our PPI representatives were part of our trial management team and received communications and updates on all trial management issues. One of our PPI representatives was happy to focus on participation in the Trial Management Group and our other PPI representative on the TSC.

Our PPI representatives have also been involved in the development of this HTA report (in particular the *Plain English summary* and this PPI section) and have agreed to continue in their PPI roles during our funded extension to complete a 24-month follow-up and process evaluation.

Some specific examples of our PPI representative activities and input are as follows:

- Jill Durnell has presented to the local Clinical Research Network on being a PPI representative and participating in research.
- Our PPI provided input and views on potential ways to improve follow-up rates. We instituted multiple methods of contacting participants to remind them to complete their questionnaires and offered them a Love2shop voucher ([www.love2shop.co.uk](http://www.love2shop.co.uk); accessed 4 December 2018) for taking part in the study.
- Our PPI representatives recently provided quotations for the Southampton primary care website to highlight the benefits/realities of PPI involvement:

*Having benefited from participating in the ACTIB pilot study, I felt that I wanted to play a part in ensuring other IBS sufferers had the same opportunity. Being a PPI [representative] provides the opportunity to contribute to expressing the science into what it means to patients. Recruitment and retention of participants in studies is often a challenge. PPI input can enhance any literature provided to patients, by ensuring the information is not bewildering. Hopefully, this helps to keep them involved and the research to achieve its objectives.*

## Introduction

Irritable bowel syndrome is a common chronic gastrointestinal (GI) disorder, affecting 10–22% of the UK population, with NHS costs of > £200M per year.<sup>2,3</sup> Abdominal pain, bloating and altered bowel habits affect quality of life (QoL) and social functioning and can lead to time off work.<sup>4,5</sup> Treatment relies on a positive diagnosis, reassurance, lifestyle advice and drug therapies. However, many patients suffer ongoing symptoms.

Face-to-face cognitive-behavioural therapy (CBT) has been shown to help IBS, reducing symptom scores and improving QoL measures,<sup>6–8</sup> but NHS availability is poor and cost-effectiveness is uncertain.<sup>8</sup> However, National Institute for Health and Care Excellence (NICE) guidance<sup>9</sup> recommends CBT for patients with refractory IBS symptoms (i.e. ongoing symptoms after 12 months despite being offered appropriate medications and lifestyle advice).

Web-based CBT has shown promise in other long-term conditions, for example depression,<sup>10</sup> tinnitus<sup>11</sup> and fatigue in multiple sclerosis,<sup>12</sup> and is recommended in guidelines<sup>13</sup> for the management of depression. It has advantages, for example being accessible at a time, place and rate of completion convenient to the participant, without extra travel time and costs, but some research studies<sup>14</sup> have found low levels of uptake and limited benefits. Small pilot trials have shown promise for web-based CBT in IBS<sup>15–17</sup> but indicate that some therapist input is needed.

We previously developed a CBT self-management website to support patients with IBS (Regul8) and trialled it among 135 patients in the National Institute for Health Research (NIHR) Research for Patient Benefit-funded MIBS feasibility study.<sup>1,15</sup>

This NIHR HTA ACTIB trial was in response to a commissioned call to assess the clinical effectiveness and cost-effectiveness of psychological interventions for patients with refractory IBS.

## Aims and objectives

The primary aim of ACTIB was to determine the clinical effectiveness of therapist telephone-delivered CBT (TCBT) and web-based CBT (WCBT) compared with treatment as usual (TAU) for reducing the severity and impact of symptoms in IBS at 12 months from randomisation.

The secondary aims were to:

- determine the cost-effectiveness of TCBT and WCBT compared with TAU for reducing severity and impact of symptoms in IBS at 12 months
- determine the clinical effectiveness and cost-effectiveness of TCBT and WCBT compared with TAU for reducing severity and impact of symptoms in IBS at 3 and 6 months
- assess the effect of TCBT and WCBT on relief of IBS symptoms, QoL, enablement, anxiety and depression compared with TAU at 3, 6 and 12 months' follow-up, and acceptability of the treatment.

## Methods

The trial protocol for this trial has been published in Everitt *et al.*<sup>18</sup>

### Study design

We conducted an open, pragmatic randomised controlled trial (RCT) in primary and secondary care to determine the clinical effectiveness of TCBT and WCBT in patients with refractory IBS.

## Setting

Patients were recruited from general practices from Wessex and South London Clinical Commissioning Groups (CCGs), and from one Southampton and two London secondary care sites [Southampton University Hospital Trust (SUHT), King's College Hospital (KCH) and Guy's and St Thomas' NHS Foundation Trust (GSTT)] between May 2014 and March 2016. Research was co-ordinated by two academic centres: the University of Southampton and the Institute of Psychiatry, King's College London. Treatment took place at participants' homes via telephone and the internet. Therapists were based at the South London and Maudsley NHS Foundation Trust (SLAM).

## Ethics approval and research governance

Ethics approval was awarded by the National Research Ethics Service (NRES) Committee South Central – Berkshire on 11 June 2013 (reference number 13/SC/0206) and local research governance approval was obtained from all participating CCGs.

The trial was registered with the International Standard Randomised Controlled Trial Number (ISRCTN) under the reference number 44427879.

## Summary of any changes to the protocol

A total of four substantial amendments were approved by the ethics committee and included a change to the primary outcome, the addition of a 24-month outcome time point and an increase in the recruitment target. Two minor amendments were submitted and acknowledged (*Table 1*).

## Training of co-ordinating centres

Research teams from the co-ordinating centres in Southampton and London were trained in January 2014 at the University of Southampton. The processes covered included telephone screening of patients accepting the invitation and the information required for fully informed consent, therapist procedures, setting up sites

**TABLE 1** Summary of amendments

Amendment	Date	Description
Initial application conditions	Approved 11 June 2013	
Modified amendment V1.0	Approved 4 February 2014	Primary outcome changed from SGA of Relief to WSAS Added SAE and withdrawal forms Minor changes to study documentation
Minor amendment 1	Acknowledged 27 March 2014	Amended questionnaire instruction
Substantial amendment V2.0	Unfavourable opinion 30 April 2014	SAE form to include self-harm
Substantial amendment V3.0	Approved 4 April 2014	Reimbursement for participant travel
Substantial amendment V4.0	Approved 23 May 2015	Increase recruitment from 495 to 570 participants
Substantial amendment V5.0	Approved 3 December 2015	Add 24-month follow-up measure Therapist qualitative study documents added Vouchers to patients to incentivise completion of questionnaires
Minor amendment 2	Acknowledged 7 March 2016	Comorbidities added to note review form
Substantial amendment V6.0	Approved 26 June 2017	Protocol title changed to funder's contractual title Timetable updated to reflect extra recruitment and follow-up time

SAE, serious adverse event; SGA, Subject's Global Assessment; WSAS, Work and Social Adjustment Scale.

(site files, logs and packs), completing the research team database and record-keeping, communication with sites and patients (texts for e-mails and letters) and monitoring LifeGuide (<https://lifeguidehealth.org/>; accessed 27 January 2019) queries and patient e-mails.

### **Recruitment of general practices**

Expressions of interest from general practices were gathered by Wessex and South London Clinical Research Networks (CRNs) and passed on to the research teams, who then contacted the practices to provide further information on the trial. The number of general practice sites required was estimated based on information from the MIBS feasibility study.<sup>1,15</sup> An assumption of 30–80 patients with a computer diagnosis of IBS per general practitioner (GP) was made (2–5% prevalence and 1600 registered patients per GP). In addition, it was estimated that 5–10% of those would fulfil the inclusion criteria and be willing to participate in the trial (three to eight per GP). Thus, we initially anticipated recruiting approximately 30 general practices.

### **Recruitment of secondary care sites**

Secondary care sites were identified for participation in ACTIB by expert contacts of the research team and comprised SUHT, KCH and GSTT. It was estimated that over 500 patients with IBS attend Southampton hospital GI clinics each year and over 1000 attend the London GI clinics, providing a large population of patients attending secondary care to invite to the study.

### **Training of sites**

Training was undertaken by providing a written training manual and a training log was signed by all site personnel with a delegated role. The training manual included a list of study materials to be supplied by the co-ordinating centre. It covered procedures for identifying patients from the practice records using Read codes to identify adult patients with an IBS diagnosis and preparation of the invitation letters using a Microsoft Excel® (Microsoft Corporation, Redmond, WA, USA) spreadsheet pre-populated with identification (ID) numbers, recruitment of patients from an opportunistic consultation using a pre-numbered pack, recruitment of patients using a poster (see *Report Supplementary Material 1*) in receptions, instructions for the blood test including postage of the blood samples and completing paperwork for the co-ordinators and pathology and instructions for completing a serious adverse event (SAE) form if needed. Prior to starting the search, all personnel were added to a delegation log and signed off by the principal investigator at the site. All sites received a site file and a copy of the NICE guidelines for IBS. Sites were kept up to date with trial progress and their individual performance by monthly e-mail updates from the co-ordinating centres.

### **Patient recruitment**

Participating sites were asked to recruit patients by sending invitation letters, by opportunistically recruiting during consultations and by displaying posters in receptions. Because of the limited availability of therapy sessions, site initiation was staggered and the response rate monitored to ensure adequate recruitment and a steady workload for the therapists.

Primary care patients were identified by searching GPs' lists for those with a diagnosis of IBS, by opportunistically recruiting patients presenting with symptoms consistent with IBS and by displaying posters in receptions. General practice administration staff ran searches for eligible patients using appropriate clinical diagnosis and symptom codes. GPs checked the lists of patients to be invited prior to the invitation letters being sent out to ensure that it was appropriate to contact them.

Secondary care patients were identified from gastroenterology clinics at SUHT, KCH and GSTT. When possible, clinic administration staff searched clinic lists for patients with a diagnosis of IBS. Potential participants were contacted by letter (sent from the clinic), which informed them about the trial and invited them to take part. When clinics needed more support, researcher administration staff were available to hand out packs and answer patient queries. The consultants checked the lists of patients to be contacted prior to the invitation letters being sent out to ensure that it was appropriate to contact them. Invitation letters were sent in batches.

Patients received an invitation letter (see *Report Supplementary Material 2*) and a patient information sheet (PIS) (see *Report Supplementary Material 3*) by post from the site, or from the GP/consultant, or from the research team following interest from the poster. Patients were asked to return the reply slip in a pre-paid envelope with contact details to the researchers either indicating that they were interested in being contacted or stating that they were not interested by ticking a list of potential reasons (and with an option for free-text responses). The researchers attempted to contact the patients who indicated that they were interested in participating for screening, either by telephone (including attempts during the evening and at weekends) or via text/e-mail, to arrange a convenient day and time to telephone.

### Patient screening

Screening was conducted to ensure that potential participants met the inclusion criteria (*Box 1*), including being aged  $\geq 18$  years with refractory IBS [clinically significant symptoms defined by an Irritable Bowel Syndrome Symptom Severity Score (IBS SSS) of  $> 75$ ], fulfilling Rome III criteria<sup>19</sup> and having already been offered first-line therapies (e.g. antispasmodics, antidepressants or fibre-based medications) but still had continuing IBS symptoms for  $\geq 12$  months. Potential participants aged  $> 60$  years were included only if they had undertaken a consultant review in the previous 2 years to confirm that their symptoms were related to IBS and that other serious bowel conditions had been excluded. This was because NICE guidelines<sup>9</sup> advise that a new change in bowel habit in those aged  $> 60$  years should be investigated further, as there is an increased risk of bowel cancer in this age group.

During the telephone screening, researchers followed a script and completed a paper screening questionnaire (see *Appendix 1*). Screening was conducted to assess the patient's full eligibility for the study, check their understanding of the study procedures (including the need for a blood test), answer any questions to ensure that informed consent could be undertaken online and discuss the time commitment and the constraints around availability for therapy; it included the validating measures IBS SSS and Rome III. Screening also checked participants' access to the internet.

Potential participants were excluded if they had unexplained rectal bleeding or weight loss; had a diagnosis of inflammatory bowel disease (IBD), coeliac disease, peptic ulcer disease or colorectal carcinoma; were unable to participate in CBT because of speech or language difficulties; had no access to an internet-enabled computer to be able to undertake the WCBT; had received CBT for IBS in the past 2 years; had had previous access to the MIBS website; or were currently participating in an IBS/intervention trial (*Box 2*).

General practitioners were notified of any of their patients who failed screening for unexplained weight loss or rectal bleeding so that the symptoms could be followed up.

#### BOX 1 Inclusion criteria

- Patient is aged  $\geq 18$  years.
- Patient has refractory IBS (clinically significant symptoms defined by an IBS SSS of  $> 75$ ).
- Patient fulfils Rome III criteria.
- Patient has been offered first-line therapies (e.g. antispasmodics, antidepressants or fibre-based medications) but still has continuing IBS symptoms for  $\geq 12$  months.
- If  $> 60$  years old, patient has had a consultant review in the previous 2 years to confirm that their symptoms are related to IBS and that other serious bowel conditions have been excluded.

**BOX 2** Exclusion criteria

- Patient has unexplained rectal bleeding or weight loss.
- Patient has a diagnosis of IBD.
- Patient has coeliac disease.
- Patient has peptic ulcer disease.
- Patient has colorectal carcinoma.
- Patient is unable to participate in CBT because of speech or language difficulties.
- Patient has no access to an internet-enabled computer to be able to undertake the WCBT.
- Patient has received CBT for IBS in the past 2 years.
- Patient has had previous access to the MIBS website.
- Patient is currently participating in an IBS/intervention trial.

**Patient consent**

Patients meeting the screening criteria were e-mailed instructions for the website address/uniform resource locator (URL) to log in to the LifeGuide online consent form (see *Report Supplementary Material 4*). The research team received an automated e-mail once the form was completed, which prompted the researchers to send another e-mail to the patient, customised for each general practice or secondary care site, with an instruction to make a blood test appointment for the next stage of screening.

**Blood test**

Patients telephoned their general practice surgery or gastrointestinal (GI) clinic to make an appointment for the blood test. When patients already had recent (within the previous 3 months) blood test results, these were requested from the site so that patients were not required to undergo another set of tests. The function of the blood tests was to exclude alternative diagnoses to IBS, as recommended for IBS diagnosis in the NICE guidelines.<sup>9</sup> The blood tests undertaken were full blood count (FBC) for anaemia, tissue transglutaminase antibodies (TTG) as screening for coeliac disease and C-reactive protein (CRP) for inflammation (marker for IBD). The blood tests were undertaken by practice nurses, by GPs within the surgeries or by phlebotomists or research nurses at the secondary care sites. Sites were pre-supplied with vacutainers, a form to fax back to the research team and a form to post with the sample. Patients were instructed to arrive with their ID number so that all forms could be identified by ID number only. Samples were sent to the SUHT pathology laboratory for testing and were then destroyed. The results were posted to the research team and the GP and were checked by the chief investigator. Blood sample results were stored in a locked filing cabinet.

**Abnormal blood test results**

A patient with abnormal blood test results (e.g. indicating anaemia or a positive TTG) was excluded from the study and referred back to his or her GP for further assessment and the GP was informed of the abnormal results by post. Patients with a CRP level above the normal laboratory range were phoned by the team and given the option to have a second test after 4 weeks (as CRP can be raised temporarily because of a minor intercurrent illness). A second high CRP result excluded them from the trial and their GP was informed of the test result.

**Baseline questionnaire**

Patients with acceptable blood test results were e-mailed instructions to log on to LifeGuide to complete their baseline questionnaire (see *Appendix 3*) and, on completion, the team received an automated e-mail that prompted them to initiate patient randomisation.

## Randomisation

Randomisation was provided by the randomisation service at the UK Clinical Research Collaboration-registered King's College London Clinical Trials Unit (CTU) and accessed by the research team via a web-based system. Randomisation was at the level of the individual, using block randomisation with randomly varying block sizes stratified by centre (Southampton general practices, Southampton secondary care, London general practices, London secondary care). The CTU procedure was as follows: on completion of the baseline questionnaire, the trial manager or research assistant electronically submitted details of each participant to the CTU. This included participant ID number, site, initials and date of birth. The system immediately notified the unblinded researchers and recorded the randomisation outcome. Research staff were allocating patients to therapists so could not be kept blinded.

Once a patient was randomised to the study, a letter was sent to their GP (see *Report Supplementary Material 5*) to inform them of the patient's participation, their allocated group and their blood test results. Patients were e-mailed instructions to receive their group by logging on to LifeGuide as promptly as possible to enter one of three codes. This directed them to one of three alternative web pages within LifeGuide, allowing them access to the relevant intervention. Patients were asked to register, which triggered future automated reminder e-mails to them at each of the follow-up collection points and directed them to further instructions for each arm of the trial. Having separate sites ensured non-contamination of treatments. Patients in the TCBT arm were asked not to share their therapy manual with others to avoid cross-contamination.

## Interventions

Two active interventions were assessed in the study: TCBT with a detailed patient manual; and low-intensity WCBT (the Regu8 programme developed in the MIBS trial<sup>20</sup>), with some therapist support.

Those in the control arm received TAU. Patients in the two active intervention arms also received TAU.

The CBT content of the two treatments was the same. The CBT was based on an empirical cognitive-behavioural model of IBS,<sup>20,21</sup> which specifies that factors such as stress and gastric infection trigger the symptoms of IBS, which are then maintained by patients' cognitive, behavioural and emotional responses to the symptoms. For instance, if a patient becomes anxious (emotion) about the symptoms, believes that he or she has no control over them (cognitions) and responds by avoiding social situations (behaviour), this can increase anxiety and maintain symptoms through the link between a heightened autonomic nervous system and the enteric nervous system. This model was used to structure the content of the therapy sessions.

The therapy consisted of education, behavioural and cognitive techniques, aimed at improving bowel habits, developing stable healthy eating patterns, addressing unhelpful thoughts, managing stress, reducing symptom focusing and preventing relapse (*Table 2*).

The two main differences between the therapy trial arms were:

1. The amount of therapy contact was predetermined (TCBT participants received 8 hours and WCBT participants received 2.5 hours of therapy). Those in the TCBT arm had six 1-hour telephone sessions with a CBT therapist at weeks 1, 2, 3, 5, 7 and 9 and homework tasks. They also received two 1-hour booster sessions at 4 and 8 months. WCBT participants received three 30-minute telephone therapy support calls at weeks 1, 3 and 5 and two 30-minute booster sessions at 4 and 8 months.
2. The TCBT patients used a self-management CBT manual and the WCBT patients had access to an interactive website.

**TABLE 2** Summary of the sessions included in the Regul8 programme and the TCBT patient manual

Session	Summary
1. Understanding your IBS	<p>Rationale for self-management, which includes the following explanations:</p> <ul style="list-style-type: none"> <li>possible causes of IBS and illustrative physiology of the digestive system together with the functional changes that occur in the gut as a result of IBS</li> <li>how the autonomic nervous system ('fight-or-flight' stress system) may interact with the enteric nervous system</li> </ul>
2. Assessing your symptoms	<p>Self-assessment of the interaction between thoughts, feeling and behaviours and how these can impact on stress levels and gut symptoms</p> <p>Development of a personal model of IBS that incorporates these elements</p> <p>Homework: daily diaries of the severity and experience of IBS symptoms in conjunction with stress levels and eating routines/behaviours</p>
3. Managing symptoms and eating	<p>Review of the symptom diary</p> <p>Behavioural management of the symptoms of diarrhoea and constipation, and common myths in this area are discussed. Goal-setting is explained</p> <p>The importance of healthy, regular eating and not being overly focused on elimination is covered</p> <p>Homework: goal-setting for managing symptoms and regular/healthy eating. Goal-setting, monitoring and evaluation continue weekly throughout the programme</p>
4. Exercise and activity	<p>The importance of exercise in symptom management is covered</p> <p>Identifying activity patterns such as resting too much in response to symptoms or an all-or-nothing style of activity is addressed</p> <p>Homework: goal-setting for regular exercise and managing unhelpful activity patterns, if relevant</p>
5. Identifying your thought patterns	<p>Identifying unhelpful thoughts (negative automatic thoughts) in relation to high personal expectations and IBS symptoms is introduced</p> <p>The link between these thoughts, feelings, behaviours and symptoms is reinforced</p> <p>Homework: goal-setting plus daily thought records of unhelpful thoughts related to personal expectations and patterns of overactivity</p>
6. Alternative thoughts	<p>The steps for coming up with alternatives to unhelpful thoughts are covered together with personal examples</p> <p>Homework: goal-setting plus daily thought records including coming up with realistic alternative thoughts</p>
7. Learning to relax, improving sleep, managing stress and emotions	<p>Basic stress management and sleep hygiene are discussed</p> <p>Diaphragmatic breathing, progressive muscle relaxation and guided imagery relaxation are presented in video and audio formats</p> <p>Identifying common positive and negative emotions and the participant's current ways of dealing with these</p> <p>New strategies to facilitate expression of emotion as well as coping with negative or difficult emotions are discussed</p> <p>Homework: goal-setting for stress management, good sleep habits and emotional processing</p>
8. Managing flare-ups and the future	<p>The probability of flare-ups is discussed and patients are encouraged to develop achievable long-term goals and to continue to employ the skills they have learned throughout the manual to manage flare-ups and ongoing symptoms</p>

Reproduced from Everitt *et al.*<sup>15</sup> This is an Open Access article distributed under the terms of the Creative Commons Attribution License (<http://creativecommons.org/licenses/by/2.0>), which permits unrestricted use, distribution, and reproduction in any medium, provided the original work is properly cited. The table includes minor additions and formatting changes to the original text.

## Development of therapy manuals

### *Telephone-delivered cognitive-behavioural therapy patient manual*

The patient manual was an updated version of the manual used in a pilot RCT of CBT-based self-management for IBS,<sup>20</sup> which drew on some content from a nurse-delivered CBT trial.<sup>7</sup> Minor updates were made to ensure that the content of the manual closely mirrored the content of the Regul8 website, including incorporating the most recent NICE guidance regarding issues such as diet.<sup>9</sup> Content was written to be user friendly, with minimal technical jargon and easy-to-read text broken up by imagery and diagrams. Chapters included example scenarios and educational diagrams regarding the digestive system, the fight-or-flight stress response and links between the enteric and autonomic nervous system. Homework tasks were linked to the content in each chapter and included sheets to allow participants to record activities (see *Table 2*).

### *Telephone-delivered cognitive-behavioural therapy therapist manual*

The therapist manual was developed by drawing on the IBS patient manual and the therapist manual used in the PACE (Pacing, graded Activity, and Cognitive behaviour therapy; a randomised Evaluation) trial for chronic fatigue,<sup>22</sup> adapting the content to IBS rather than fatigue. For TCBT, the manual was designed to be used flexibly by therapists for formulation-driven sessions. The manual also provided guidelines for therapists to use alongside the more structured WCBT-guided self-help sessions. This included instructions for the optimum setting for the telephone calls (i.e. ensuring that patients were in a quiet environment without interruptions). Sessions were less formulation driven than in the TCBT arm and related more closely to the sequence of the Regul8 sessions. However, therapists were encouraged to be responsive to the issues patients raised. The first two support sessions focused on clarifying and reviewing material such as the personal model, eliciting updates on clients' progress with the programme, helping to set realistic behavioural goals and monitoring progress on goals. Later sessions focused more on eliciting and challenging unhelpful thoughts, managing stress and sleep, and possible setbacks.

Standard operating procedures for adverse event (AE) and SAE reporting, assessing low mood and suicide risk, scheduling of sessions and the non-attendance of sessions, were detailed in the manual, with additional forms provided to therapists to fill out when necessary.

## Allocation to therapists

Once participants were randomised to a treatment condition, they were allocated to therapists based on therapist availability in terms of client caseload and ability to arrange sessions at times that suited the participant.

Participants randomised to TCBT were immediately sent a CBT manual, including homework sessions, in the post. A digital copy was also sent via e-mail alongside three additional documents: (1) a standard information sheet on lifestyle and diet in IBS based on the NICE guidance (see *Report Supplementary Material 6*), (2) a participant information sheet about the allocated treatment and (3) a brief profile of their therapist including a picture. The allocated therapist contacted participants within 1 week of allocation to arrange the first session. Participants randomised to the WCBT arm were e-mailed a login with access to the Regul8 website.<sup>15</sup> E-mails included the same attachments as for TCBT (excluding the CBT manual).

## Therapist scheduling

Ten CBT-trained therapists undertook the therapy sessions for both the TCBT arm and the WCBT arm of the study (see *Therapy summary* for more details of therapist characteristics). The therapists had different work schedules (some worked full time and some part time) and there was some changeover in therapists as a result of scheduled maternity leave and therapists leaving the service. Prior to therapist allocation, participants were asked by the research assistants to detail any times that they would be unavailable for sessions. Two therapists could take calls in the evenings with participants who were unavailable during the day. A few patients were unable to participate in the trial because of the low availability of evening sessions.

For both TCBT and WCBT, therapists sought to schedule all non-booster sessions within the 9-week period following randomisation. When possible, booster sessions were arranged around the 4- and 8-month

post-randomisation points. However, ability to do this was variable dependent on the availability of the patient, finding mutually agreed times for sessions and session non-attendance without prior notice. Trial research assistants provided some limited practical support to the therapists during the process of scheduling sessions for some participants (approximately 20% of the participants who were allocated to the CBT arms). This was because of repeated non-attendance or lack of reciprocal contact from participants.

### Intervention fidelity and supervision

The therapists received a 1-day training session in the two CBT interventions before recruitment started, which was delivered by co-applicants (RMM and TC). During the first 3 hours of the training, the research assistants delivered oral presentations focused on the aetiology and pathophysiology of IBS, the diagnostic criteria, the financial and humanistic burden of IBS, the treatment evidence, the cognitive-behavioural interventions for managing symptoms and impact in IBS and the main processes involved with the trial. Rona Moss-Morris and Trudie Chalder contributed to these presentations by sharing their clinical experience and knowledge. The second half of the training was led by Rona Moss-Morris and Trudie Chalder. It focused on the model of understanding IBS and interventions that therapists could potentially discuss with patients using guided discovery.

Telephone therapy sessions were audio-recorded for the purpose of providing regular supervision, assessing treatment fidelity and recording the length and number of telephone sessions. Therapists completed a protocol deviation form when they were unable to record a session.

The therapists attended one 90-minute group supervision session every fortnight in the first half of the trial, which reduced to monthly in the second half of the trial. Supervision was led by Rona Moss-Morris and Trudie Chalder. Regular supervision is part of good clinical practice in CBT. Rona Moss-Morris focused on supervising the WCBT and Trudie Chalder on the TCBT. Rona Moss-Morris and Trudie Chalder listened to an audio-recording of one session from each therapist chosen by one of the research assistants. The selection of sessions sent was aimed to provide a variety of sessions across the progression of therapy for the different therapists. Therapists were also encouraged to ask supervisors to listen to recordings of sessions for which they felt that feedback might be particularly helpful. Feedback was provided on the session by the supervisors in a collaborative manner, with all therapists providing suggestions and input.

Treatment integrity and competence were assessed at the end of the trial by two independent clinical psychologists who were experienced in using CBT for medically unexplained syndromes. A random selection of 20% of session 2 for WCBT and session 3 for TCBT was rated. Randomisation was carried out by the trial statistician and stratified so that at least two sessions for every therapist and for each therapy type were available. These were rated in terms of adherence to the TCBT manual or WCBT approach. A scale used in a large RCT of treatments for chronic fatigue syndrome<sup>23</sup> was modified and simplified for these ratings in the ACTIB trial. There were three key areas to rate on a seven-point Likert scale: (1) overall therapeutic alliance (single item), (2) CBT skills (five items) and (3) overall therapist adherence to the manual (single item). Therapy manuals covered each session in both arms.

The independent clinical psychology raters received an initial training in the fidelity ratings delivered by Rona Moss-Morris and Trudie Chalder. The training was conducted face to face and lasted approximately 2.5 hours. Tapes were rated using the scale and ratings were cross-checked and discussed. Approximately 10% of the tapes were double rated to check for inter-rater reliability and cross-checked for consistency by Rona Moss-Morris and Trudie Chalder.

Three further telephone calls were scheduled to be checked for consistency after double ratings were completed. This training ensured that the clinical psychologists worked in a similar way and that there was adequate inter-rater reliability. Raters were blind to the identity of the patient. Ratings were made independently after listening to an entire session of therapy.

### **Treatment as usual**

Patients in all three arms received TAU, with the control arm being TAU alone. TAU was defined as continuation of current medications and usual GP or consultant follow-up with no psychological therapy. All general practice sites or secondary care sites involved in the study received a copy of the NICE guidance for IBS<sup>9</sup> at the start to ensure that all clinicians had the standard best practice information on IBS management. They also received a deskside reminder (see *Report Supplementary Material 7*) to remind them of the guidelines, protocol guidance on prescribing psychological therapies and inclusion criteria. All participants received a standard information sheet on lifestyle and diet in IBS based on the NICE guidance (see *Report Supplementary Material 6*). Information was collected on any changes in IBS treatment/management during the study, and numbers of GP and consultant consultations were recorded for all three arms. The TAU-alone participants had access to the WCBT website (but with no therapy support) at the end of the 12-month follow-up period.

### **Treatment adherence for intervention arms**

Treatment adherence was defined separately for the two active treatment arms. Participants allocated to TCBT who completed at least four of the initial telephone CBT sessions were deemed as having adhered to treatment. Those who were offered WCBT and completed four or more website sessions and at least one telephone support session were considered treatment adherent.

### **Withdrawal from treatment and/or follow-up**

In accordance with good clinical practice, patients were free to withdraw from the treatment and/or follow-up at any time without this affecting their medical care. Therapists made two attempts to contact non-attenders of the therapy sessions before withdrawing patients. All information on the event was collected in the drop-out report form (see *Report Supplementary Material 8*) and added to the CTU commercial data entry system [InferMed MACRO (InferMed, London, UK)].

### **Blinding**

As with any therapy trial, blinding was not possible for participants or therapists. It was also impractical for the research assistants, who liaised with the participants and therapists regarding administration tasks. However, blinding was pre-planned for the outcome assessors and the trial statisticians, as described below.

After the database was locked, a decision was taken to use multiple imputation (MI) to deal with missing data in the formal statistical analysis (see *Statistical methods*), which meant that the trial statistician would become aware of treatment allocation when carrying out these analyses. However, these analyses were undertaken at the end so that any that could be carried out without revealing treatment allocations were carried out by a blinded statistician.

Outcome measures were collected via the web (when possible) and were patient reported. The researcher who contacted patients by telephone to capture primary outcome data in a short questionnaire (see *Appendix 4*), for those patients who did not complete follow-up questionnaires after reminders, was kept blinded to the participant's treatment group to avoid bias. Statisticians, the principal investigators and all oversight committee members were also kept blinded to treatment group.

### **Baseline data**

The baseline data included sociodemographic details, current medication, past medical history and medications, duration of IBS symptoms, previous or current psychiatric diagnoses, Rome III, IBS SSS, Work and Social Adjustment Scale (WSAS), EuroQol-5 Dimensions (EQ-5D), Client Service Receipt Inventory (CSRI), Hospital Anxiety and Depression Scale (HADS), Cognitive scale for Functional Bowel Disorders (CG-FBD), Brief Illness Perception Questionnaire for IBS (IPQ), Irritable Bowel Syndrome Behavioural Responses Questionnaire, Beliefs about Emotions Scale (BES), impoverished emotional experience (IEE) factor of the Emotional Processing Scale-25 and Positive and Negative Affect Schedule (PANAS).

### **Primary outcome measures**

The clinical effectiveness of the intervention was assessed by two co-primary measures: IBS SSS<sup>24</sup> and WSAS.<sup>25</sup>

The IBS SSS is widely used in IBS studies (a 50-point within-participant change from baseline is regarded as clinically significant).<sup>24</sup> We powered this trial to detect a 35-point difference between groups at 12 months for the sample size calculations. This was to account for a 15-point placebo response in the TAU arm (the placebo response is known to be important in IBS, and the MIBS trial<sup>1,15</sup> showed a 24-point difference in the no-website group from baseline to 12-week follow-up; thus, allowing for a 15-point placebo response at 12 months was prudent). The IBS SSS<sup>24</sup> is a five-item, self-administered questionnaire measuring severity of abdominal pain, duration of abdominal pain, abdominal distension/tightness, bowel habit and QoL. It has a maximum score of 500: a score of < 75 indicates normal bowel function, 75–174 indicates mild IBS, 175–299 indicates moderate IBS and 300–500 indicates severe IBS.

The WSAS measures the effect of the IBS on people's ability to work and manage at home and to participate in social and private leisure activities and relationships.<sup>25</sup> WSAS has been shown to be sensitive to change in IBS trials.<sup>7,20</sup> It has five aspects, each scored from 0 (not affected) to 8 (severely affected), with a possible total score of 40.

### **Secondary outcome measures**

The Subject's Global Assessment (SGA) of Relief<sup>26</sup> is frequently used in treatment trials to identify IBS responders for therapy.<sup>26</sup> Participants rate their relief from IBS symptoms on a scale of 1 to 5, ranging from 'completely relieved' to 'worse'. Scores are dichotomised so that patients scoring 1–3 are considered responders and those scoring 4–5 are considered non-responders.

The HADS<sup>27</sup> is a well-validated, commonly used self-report instrument for detecting depression and anxiety in patients with medical illnesses.

The Patient Enablement Questionnaire (PEQ)<sup>21</sup> assesses participants' ability to cope with their illness and life.

The CSRI<sup>28</sup> and EQ-5D<sup>29</sup> were used to gather information on use of health services and QoL.

Patients' GP notes were reviewed at 12 months to assess GP and other consultations in the year prior to entering the study and in the 12 months since entry into the study. Other studies<sup>20,30</sup> have shown an impact on GP contacts from patient self-management programmes.

Patients' adherence to the CBT treatments was measured by recording the number of telephone sessions and an automated count of web sessions accessed. A patient completing four or more sessions of the website and one or more of the telephone support calls was deemed compliant with the WCBT arms. In the TCBT arm, a patient completing four or more of the initial telephone CBT sessions was deemed compliant. Patients kept a simple log of homework tasks to complete.

### **Process/mediator variables**

Process and mediator variables were collected in this trial and will be used to inform a process evaluation that will be undertaken in a funded extension agreed by the HTA programme, and will be reported separately from this HTA report.

The measures collected were:

- The CG-FBD,<sup>31</sup> a 31-item scale assessing unhelpful cognitions related to IBS.
- The IPQ,<sup>32</sup> an 8-point scale to assess participants' perceptions of their illness.
- The Irritable Bowel Syndrome-Behavioural Responses Questionnaire,<sup>33</sup> a 26-item scale that measures changes in behaviour specific to managing IBS symptoms.
- The BES,<sup>34</sup> a 12-item questionnaire that measures beliefs about the unacceptability of experiencing and expressing negative emotions. These beliefs are likely to have implications for emotion regulation and processing. Principal components analysis identified one factor and the scale had high internal consistency (0.91).<sup>34</sup>

- The IEE factor of the Emotional Processing Scale,<sup>35</sup> composed of five items and related to the labelling and awareness of emotional events, which influence the way people process their emotions. The subscale has high internal consistency (0.82).<sup>35</sup>
- The PANAS<sup>36</sup> measures both positive and negative affect. The reliabilities of the PANAS, as measured by Cronbach's alpha, were 0.89 for positive affect and 0.85 for negative affect.<sup>37</sup> Participants completed only the positive affect subscale because the HADS measures negative affect.

### Adverse event reporting

An AE was defined as any clinical change, disease or disorder experienced by the participant during their participation in the trial, whether or not it was considered related to the intervention. A SAE was defined as an AE that was life-threatening or that resulted in inpatient hospitalisation, a disability/incapacity, a congenital anomaly/birth defect in the offspring of a subject, or another medical event requiring intervention to prevent one of these outcomes. All sites and therapists were supplied with SAE forms (see *Report Supplementary Material 9*) to complete and a SAE standard operating procedure (SOP).

In addition, patients were asked to self-report any medical events at each assessment.

Patients were asked the following online questions at the 3-, 6- and 12-month follow-up points:

- Since you started the study have you had any of the following events – a life-threatening event, admission to hospital where you had to stay overnight, permanent disability/incapacity, a congenital anomaly/birth defect in a child of yours, or other medical events requiring medical attention to prevent one of the above? If yes, please give details.
- Has your health been adversely affected since the start of the study? If yes, please give details.

The chief investigator, on behalf of the sponsor, assessed each completed SAE form for relatedness to the intervention and expectedness, to identify serious adverse reactions (SARs) and suspected unexpected serious adverse reactions. The co-ordinating centres' SOPs were followed with respect to reporting to the sponsor, Research Ethics Committee (REC), Data Monitoring and Ethics Committee (DMEC), Trial Steering Committee (TSC) and local governance offices. Annual safety reports were submitted to the REC. All AEs and SAEs were entered onto MACRO.

### Economic evaluation measures

These are discussed in *Chapter 3*.

### Follow-up procedures

Participants completed follow-up measures online at 3, 6 and 12 months after baseline using the LifeGuide website (see *Appendix 5*). Those who were unable to complete the outcome measures online received a paper copy of the questionnaires. If this was not completed, then they received a telephone call from a blinded researcher, who took the participant through a limited selection of the main outcome measures. These were the IBS SSS, WSAS, SGA, PEQ and HADS.

The follow-up procedure was as follows: the baseline assessment was conducted within 90 days of screening (to allow time for the blood tests) and randomisation was conducted within 3 days of baseline (to allow for weekends). Patients received two automated reminders from LifeGuide to complete their follow-up assessments at 3, 6 and 12 months. In addition, the researchers received an automated message from LifeGuide after 3 weeks if the questionnaires had not been completed, which prompted the team to send a personalised e-mail to the patient. This was followed by a further text, a paper copy of the full questionnaire sent to the patient's home address and then, if still not complete, a telephone call from a blinded member of the research team to complete a short questionnaire.

All baseline and most 3-, 6- and 12-month outcome data were self-completed by the patient on a data collection section of the Regul8 programme website (LifeGuide). LifeGuide was maintained and hosted by

the University of Southampton. The research team was notified when LifeGuide data were missing, and actions were taken to collect these data via paper questionnaires in the post and by telephone. Primary outcome data and some secondary outcome data that were collected by paper questionnaires or short telephone questionnaires were entered by the research team onto MACRO; these included PEQ, IBS SSS, WSAS, SGA and HADS. Other paper-collected outcome measures, including CSRI, IPQ, Behavioural Responses Questionnaire, IEE-EPS (Emotional Processing Scale), BES, PANAS and EQ-5D, were entered onto a spreadsheet. In addition, all questionnaire completion dates and sources of data were entered onto MACRO, as were economic data, AEs and SAEs and withdrawals.

Error checking was carried out in the full questionnaire database of the ACTIB trial. This was to check that the error rates for the primary outcomes were < 1% and the error rates for the secondary outcomes were < 5%; 20% checks were carried out on all variables for the 3-, 6- and 12-month questionnaires. Data checking was carried out by the London data entry research assistants, with Stephanie Hughes, Alice Sibelli and Sula Windgassen ensuring that the checks were carried out by a different person from the original data entry:

- 3 months – 89 questionnaires, every fifth ID selected = 18 patients
- 6 months – 103 questionnaires, every fifth ID selected = 21 patients
- 12 months – 139 questionnaires, every fifth ID selected = 28 patients.

A spreadsheet of any errors and changes needed was kept, listing variable name, original data entry, change, date, initial and reason.

### Patient retention

In late 2014, follow-up monitoring revealed that follow-up rates were not as high as the 80% anticipated in the original sample size calculation. Follow-up procedures were very carefully scrutinised and every effort was made to increase rates using the follow-up methods described in the previous section. In December 2015, the REC approved an increase in the number of participants to be recruited, with a new target of up to 570 participants [as per an updated sample size calculation to allow for the lower follow-up rates (see *Sample size*)]. The REC also approved sending vouchers to participants, as evidence from the literature<sup>38</sup> suggested that non-conditional vouchers could help to incentivise patients to complete follow-up questionnaires. Cards with an enclosed £10 Love2shop voucher were posted to all participants before their 3-month questionnaire date (and immediately for any patients who had passed this date).

### Sample size

A 35-point difference between therapy groups and TAU on IBS SSS at 12 months was regarded as the minimal clinically important difference (MCID) (assuming a 15-point placebo response in the TAU arm in the trial).<sup>15,24</sup> Assuming a within-group IBS SSS standard deviation (SD) of 76 (taken from the MIBS pilot study<sup>1</sup>), this equated to an effect size of 0.46. To achieve 90% power to detect such an effect or larger using a two-sided independent-samples *t*-test at the 2.5% significance level (adjusting for two primary outcomes), it was estimated that the trial would require 119 subjects per group. Based on each of 10 therapists delivering therapy to 17 patients in the WCBT and TCBT groups, and an intraclass correlation of 0.02, taken from Baldwin *et al.*,<sup>39</sup> this sample size was increased by an inflation factor of 1.32 to take account of therapist effects. We measured IBS SSS at baseline and assumed that baseline values were predictive of post-treatment values (correlation 0.4). Accounting for this in our statistical analysis model allowed us to decrease the sample size by a deflation factor of 0.84. Finally, we applied a further inflation factor of 1.25 on the assumption that attrition would be < 20%. The final sample size requirement was thus calculated as 165 patients per group or 495 patients in total.

In terms of our second primary outcome (WSAS), the initial 495 sample size was calculated to be sufficient to detect a difference between the WCBT (or TCBT) and TAU groups of  $\geq 3.7$ . Specifically, we assumed inflation factors of 1.32 for correlation of outcomes within therapists and of 1.25 for attrition and a deflation factor of 0.84 for correlation between baseline and follow-up measures. Based on this, a moderate effect size of 0.46 could be found with 90% power at the 2.5% significance level, given 119 participants per group. Assuming a SD of 8.0 (as estimated in a study of CBT for IBS<sup>7</sup>), this would equate to a treatment

difference of 3.7 on this scale. This is less than the difference of 5.4 in change of means in WSAS that was found in a trial of a CBT-based self-management intervention for IBS.<sup>20</sup>

As the trial progressed, we found that the attrition rate was closer to 30% (November 2014 estimate). The sample size was recalculated using the same group size of 119 subjects, with inflation and deflation factors of 1.32 and 0.84 kept constant. The updated attrition rate of 30% gave a sample size of 189 patients per group and a total of 567 patients. We gained ethics approval to increase recruitment to the trial within the same recruitment time frame to aim for this larger calculated sample size.

### Statistical methods

A statistical analysis plan (SAP) (see *Appendix 6*) was developed by the statisticians (KG, RH and SL), discussed by the trial management team and the DMEC and approved by the chief investigator (HE) and chairperson of the TSC before database lock. The following approach was used to formally compare the primary and secondary outcomes between a CBT arm and TAU: an intention-to-treat (ITT) approach was used for all primary and secondary outcomes, that is, participants were analysed in the groups to which they were randomised. For each outcome and assessment time point (3, 6 or 12 months), we estimated the effect of treatment (TCBT or WCBT) compared with TAU to assess treatment effectiveness. The TCBT and WCBT arms were not formally compared.

As we had two primary outcomes (IBS SSS and WSAS at 12 months), significance testing for these two variables was conducted at the Bonferroni-adjusted significance level of  $\alpha = 0.025$  to account for two outcome comparisons. Furthermore, because we carried out two planned comparisons per outcome measure, further adjustments were not necessary.

The primary outcome measures and the secondary outcome measure, HADS score, were continuous variables. Their modelling relied on normal assumptions for error terms and treatment effects were quantified by trial arm differences (and standardised differences). We had planned to analyse PEQ under a normal assumption but found inflated floor and ceiling effects for this variable. To facilitate modelling, the original PEQ was reclassified as a binary responder measure (0 = non-response, 1 = response). SGA measures were also reclassified as binary responders, as originally described in the SAP. A 'PEQ responder' was defined as a participant achieving a score of  $\geq 6$  at the post-randomisation time point. A 'SGA responder' was defined as a participant achieving a score of between 1 and 3, as planned in the SAP. Binary outcome variables were analysed within a logistic regression framework and treatment effects quantified by odds ratios (ORs).

### Need for multiple imputation

Formal trial arm comparisons were carried out by MI, more specifically by using the flexible multivariate imputation by chained equations (MICE) approach.<sup>40</sup> This was necessary because non-adherence to treatment, defined as completing four of the telephone calls (not including booster sessions) for the TCBT arm and as completing four or more of the website sessions and at least one telephone call (not including booster sessions) for the WCBT arm, was found to be predictive of missing primary outcomes at 12 months in each of the CBT arms. To avoid unblinding the trial statisticians, testing for whether or not adherence to treatment was associated with missing data at the final time point was carried out by an independent statistician. The association between treatment adherence and missing data at the final time point in the TCBT or WCBT arms was tested using Fisher's exact tests. Adherence was found to be predictive in both CBT arms. Thus, a MI approach was pursued to allow for a missing data-generating mechanism that was missing at random (MAR), with the observed variables allowed to drive missingness including adherence with TCBT or WCBT.

We empirically assessed whether or not baseline variables were predictive of missing data using logistic regression. The following baseline variables were considered: IBS SSS, HADS, WSAS, age at randomisation, Index of Multiple Deprivation (IMD), duration of IBS symptoms, duration of IBS symptoms before diagnosis, whether or not the participant was registered with an IBS specialist, who they lived with, their marital status, the type of residence in which they lived, their choice of group at baseline, their highest level of education and their gender. Variables were considered to be potentially important, and later considered

for inclusion in the imputation model, if an unadjusted logistic regression of missingness at 12 months on the baseline variable was statistically significant at a liberal 20% test level. The variables found to be potentially important predictors of missingness were then included in a multivariate logistic regression, starting with baseline IBS SSS and IMD. At each stage, the more complex model was tested against the simpler model using a likelihood ratio test, again at the 20% level. The preferred model of baseline predictors of missingness was found to be baseline IBS SSS and IMD only.

The MICE approach was used with regression models for imputation of missing values in continuous variables and logistic regression models for imputation of missing values in binary variables. In addition, predictive mean matching to a randomly chosen value from one of the 10 nearest neighbours was used for continuous outcome variables (IBS SSS, WSAS and HADS) to ensure that all imputed values lay within the observed data range.

### Analysis model

The analysis models used to estimate treatment effectiveness included the outcome variable as the dependent variable and the trial arm (two dummy variables indicating the TCBT and WCBT arms), baseline values of the outcome (if available) and randomisation stratifier (dummy variables for four levels) as explanatory variables. As both TCBT and WCBT were delivered by therapists, possible therapist effects were investigated. For this purpose, two therapists who saw only a small number of participants, all of whom were compliers, were merged into a single group that also included those participants in the TCBT and WCBT arms who were not assigned a therapist. This was to avoid the computational instability and perfect prediction issues that were seen when the two therapists with few participants were considered as single therapists. To select appropriate therapist effects, a series of models were fitted for the participants who completed follow-up (completers) and compared using likelihood ratio tests. Model A allowed for therapist-varying random intercepts in each of the CBT arms with the variances of these random effects allowed to differ between TCBT and WCBT. Model B included therapist-varying random intercepts, but only in the TCBT arm. Model C did not include any therapist effects. Model A fitting significantly better than model B at a liberal 10% level was interpreted as evidence for therapist effects in both CBT arms; model B fitting better than model C was evidence for therapist effects in the TCBT arm only. We detected therapist effects in the TCBT arm for some variables (see *Table 31*) in both continuous and binary outcomes. Hence, the analysis models were extended to also include therapist-varying random intercepts in the TCBT arm. For binary outcomes affected by therapist effects, this meant that estimated ORs were conditioned on the therapist. In such cases, the OR was marginalised across therapists within a stratifier level to ensure that all quoted ORs estimated the same effect size measure (OR of treatment within stratifier level).

### Imputation model

For each outcome variable, the imputation model included (1) all of the variables of the analysis model, (2) measures of the outcome variable at other assessment time points including baseline and (3) known predictors of missingness (binary adherence variables for each of TCBT and WCBT, IBS SSS and IMD). (1) is stipulated by MI theory, (2) was carried out to improve the precision of the imputed values and also allow outcome measures at earlier time points to drive dropout at later time points, and (3) accommodates identified predictors of missingness and allowed us to make a more realistic MAR assumption. For analysis models that contained (random) therapist effects, (4) fixed effects for therapists in the TCBT arm were also added to ensure that the imputation model remained more general than the analysis model.

Relevant assumptions were checked. Normality and homogeneity assumptions were checked for modelling of IBS SSS, WSAS and HADS using residual diagnostics. All of these checks were satisfactory. This was also carried out for PEQ and highlighted that PEQ scores could not be treated as normally distributed.

The validity of the imputations was checked using the Stata® version 14.2 (StataCorp LP, College Station, TX, USA) command `midiagplots`,<sup>41</sup> comparing the cumulative distribution of the imputed data against the fully observed data and the merged completed and imputed data. The differences in distribution across different iterations of the imputation were also investigated.

## Sensitivity analyses

Four sets of sensitivity analyses were conducted. The first sensitivity analysis assessed the impact of excluding participants who had IBS SSS values at baseline below the inclusion threshold of 75 from the analysis set. (The IBS SSS eligibility criterion was determined at screening.) For the primary outcomes, non-eligible participants were dropped from the analysis set, the reduced data were reanalysed and the finding was compared with the original results to evaluate sensitivity. The second sensitivity analysis looked at the impact of using only observations that were recorded within the prespecified assessment time windows. Again, those outside the window were dropped from the analyses of the primary outcomes. The third sensitivity analysis evaluated the impact of defining PEQ responders according to an alternative threshold. 'PEQ responders' were defined according to another possible threshold and PEQ response was reanalysed at the primary outcome time point (12 months). Finally, the complier-average causal effect (CACE) was estimated in order to estimate efficacy without bias. The original ITT analyses estimate the clinical effectiveness of the interventions, but these estimates are biased for efficacy in the presence of non-compliance. To understand the extent to which the ITT estimates were affected by non-compliance with randomised treatment, we carried out a simple CACE analysis using complete cases. To this end we modelled the effect of the binary endogenous variables 'receipt of TCBT' and 'receipt of WCBT' on the co-primaries using randomisation to TCBT or WCBT, respectively, as instrumental variables. Further covariates in the models were baseline values of the outcome and dummy variables reflecting the randomisation stratifier. We had also considered a sensitivity analysis to investigate the impact on results of the missingness process being not MAR. However, follow-up rates were reasonably good and there was no information to inform such sensitivity analyses, so this was not carried out.

All analyses were carried out in Stata version 14.2.

## Software

### Data management

Two online data collection systems were used: LifeGuide and MACRO. The senior research assistant (SH) in charge of LifeGuide extracted the data from the main database and removed unblinding data or any disclosive information if required. MACRO was hosted on a dedicated server at King's College London and managed by the King's College London CTU. Its data manager extracted data periodically as needed.

## Results

### Recruitment

Sites were entered into the study in stages to ensure a continuous and steady feed of patients into the available therapy slots. The first sites to participate were given the instruction to search databases in February 2014 and the first invitation letters were sent in March 2014. The patient recruitment rate was monitored and subsequent sites were started each month over the following 23 months.

A total of 15,065 invitations were given out by 77 sites (74 general practice surgeries and three secondary care centres). There were 14,908 invitation letters (98.96%) delivered by mail-outs following a note search of potential participants. Forty-four invitation letters (0.29%) were sent after potential participants saw displayed posters and contacted the research teams, and 113 invitation letters (0.75%) were handed out by consultants or GPs during GI consultations as opportunistic recruitment (*Table 3*).

### Characteristics of general practices

Of the 103 (38 South London and 65 Wessex) general practices that initially agreed to participate, 74 (28 South London and 46 Wessex) progressed to carrying out note searches and mail-outs (some general practice sites dropped out, citing that they were too busy, or did not reply to prompts). At each practice, a GP or practice manager acting as site principal investigator was assigned to the study. Practices were reimbursed for activity time by Department of Health and Social Care service support costs. Sites were recruited from both urban and rural settings and had a range of sociodemographic characteristics (*Tables 4 and 5*).

**TABLE 3** Method of recruitment, by centre

Centre	Recruitment method (n)			Total (n)
	Mail-out	Poster	Opportunistic	
GSTT	203		80	283
KCH	208			208
LPC sites	5482	2	7	5491
SPC sites	8841	40	25	8906
UHS	174	2	1	177
Total	14,908	44	113	15,065

LPC, London primary care; SPC, Southampton primary care; UHS, University Hospital Southampton NHS Foundation Trust.

**TABLE 4** General practices, by CCG

CCG	Number of general practices
South London	
Bexley	2
Bromley	4
Croydon	1
Greenwich	1
Lambeth	10
Lewisham	1
Merton	2
Southwark	6
Wandsworth	1
Total	28
Wessex	
Dorset	8
Fareham and Gosport	3
Hampshire	1
Isle of Wight	2
North East Hampshire and Farnham	3
North Hampshire	2
Portsmouth	3
South Eastern Hampshire	9
Southampton City	4
West Hampshire	5
Wiltshire	6
Total	46

**TABLE 5** General practice characteristics

Characteristic	General practice ( <i>n</i> )		Total ( <i>n</i> )
	London	Wessex	
Practice list size			
1–4999	1	5	6
5000–14,999	23	31	54
≥ 15,000	4	10	14
Number of GP partners			
0–5	11	12	23
6–10	15	28	43
11–15	2	5	7
≥ 16	0	1	1
Deprivation score (IMD decile): 1 (most deprived) to 10 (least deprived)			
0	0	0	0
1	0	0	0
2	4	0	4
3	6	0	6
4	5	10	15
5	5	2	7
6	3	5	8
7	1	5	6
8	1	6	7
9	1	5	6
10	2	13	15
Total	28	46	74

An indication of the level of deprivation of the practice setting was calculated using the IMD score 2016 obtained from the Public Health England website ([www.gov.uk/government/statistics/english-indices-of-deprivation-2015](http://www.gov.uk/government/statistics/english-indices-of-deprivation-2015); accessed 27 January 2019), using practice postcode (8). This website was recommended by the National Institute for Health Research (NIHR) CRN Wessex for its reliability. The IMD measures the deprivation of small areas using 38 separate indicators in each of the seven domains: (1) income deprivation, (2) employment deprivation, (3) health deprivation and disability, (4) education, skills and training deprivation, (5) barriers to housing and services, (6) living environment deprivation and (7) crime. These indicators are then combined using appropriate weightage to calculate the IMD. IMD scores in deciles are presented as numbers ranging from 1 (most deprived) to 10 (least deprived).

### Characteristics of invited participants

Data on the gender and date of birth of invitees were collected by the sites and reported to the research team anonymously. A total of 71.4% of those invited were female and the average age was 47.7 years (*Tables 6 and 7*).

### Reasons for declining the ACTIB invitation

When sending out the ACTIB invitations, we included an option to return a 'reason for decline' slip so that we could gather information on why people chose not to participate in the ACTIB trial.

**TABLE 6** Invited potential participants, by gender

Centre	Gender (n)			Total (n)
	Female	Male	Missing	
GSTT	201	82	0	283
KCH	140	63	5	208
LPC sites	3618	1791	82	5491
SPC sites	6451	2228	227	8906
UHS	134	42	1	177
Total	10,544	4206	315	15,065

LPC, London primary care; SPC, Southampton primary care; UHS, University Hospital Southampton NHS Foundation Trust.

**TABLE 7** Invited potential participants, by age

Variable	Mean	SD	Number of participants	Minimum	Maximum	Median	IQR	Possible range
Age at invitation (years)	47.7	16.8	15,065	15.9	102.2	47	34–62	16–98

IQR, interquartile range.

The main reasons that those invited gave for declining participation were that their IBS symptoms had improved and they did not need further input, that they did not have the time and that they did not want to take part in CBT or an online programme (*Table 8*). The number who declined was 2423 (multiple answers were allowed).

**TABLE 8** Reasons for declining the invitation to participate in the ACTIB trial

Centre	Reason (n)						
	MIBS access <sup>a</sup>	MIBS study <sup>b</sup>	No time <sup>c</sup>	Declined TCBT <sup>d</sup>	Declined online <sup>e</sup>	IBS OK <sup>f</sup>	Other reason <sup>g</sup>
GSTT	0	1	11	5	4	4	9
KCH	0	1	13	5	7	6	11
LPC sites	10	12	235	172	158	314	225
SPC sites	23	13	521	551	504	893	616
UHS	0	0	12	7	6	10	8
Total	33	27	792	740	679	1227	869

LPC, London primary care; SPC, Southampton primary care; UHS, University Hospital Southampton NHS Foundation Trust.  
a I have had previous access to the MIBS website and thus am not eligible for this study.  
b I was involved in the MIBS study and do not wish to participate.  
c I do not have time in my daily schedule.  
d I do not wish to take part in the TCBT.  
e I do not wish to take part in the online self-management programme.  
f My IBS symptoms have improved and I do not currently need additional help.  
g Any of the previous options do not apply to me.

## Telephone screen and consent

Screening commenced 2 months ahead of the first scheduled randomisation to allow time for the screening blood tests. A total of 1525 replies that indicated an interest in participating were returned and 1452 patients were screened, with 558 patients (38.4%) randomised into the study over 23 months. *Tables 9 and 10* show the gender and age of those interested in participating. The main reasons for ineligibility at screening were not having been offered first-line therapies (e.g. antispasmodics, antidepressants or fibre-based medications) and/or not having continuing IBS symptoms for  $\geq 12$  months, being  $> 60$  years of age with no consultant review, failing to meet IBS SSS criteria, failing to meet Rome III criteria, or having no access to the internet (see *Table 13*).

The mean age of potential participants interested in participating was 47.8 years, the mean age of those invited was 47.7 years and the mean age of those randomised was 43.1 years (some potential participants aged  $> 60$  years were excluded on safety grounds at screening because they had not had a consultant review).

The proportion of females was 77.8% among those interested, 71.5% among those invited and 75.8% among those randomised.

## Screening blood test results

The reasons for failing the blood test are given in *Table 11*.

## Summary of recruitment

*Table 12 and Figure 1* show recruitment by centre and over time.

## Consolidating Standards of Reporting Trials

A CONSORT flow chart has been constructed. This includes the number of potential patients contacted and screened, the number of eligible patients, the number of patients agreeing to enter the trial and the number of patients refusing to enter the trial, and then, by treatment arm, the number of patients adherent to treatment, the number of patients continuing through the trial, the number of patients withdrawing, the number of patients lost to follow-up and the number of patients excluded/analysed.

**TABLE 9** Gender of those interested in participating

Centre	Gender (n)			Total (n)
	Female	Male	Missing	
GSTT	71	29	0	100
KCH	0	0	44	44
LPC sites	99	21	294	414
SPC sites	733	205	0	938
UHS	21	8	0	29
Total	924	263	338	1525

LPC, London primary care; SPC, Southampton primary care; UHS, University Hospital Southampton NHS Foundation Trust.

**TABLE 10** Age of those interested in participating

Variable	Mean	SD	Number of participants	Minimum	Maximum	Median	IQR	Possible range
Age at invitation (years)	47.87	15.77	47.87	16	94	48	34–60	16–94

IQR, interquartile range.

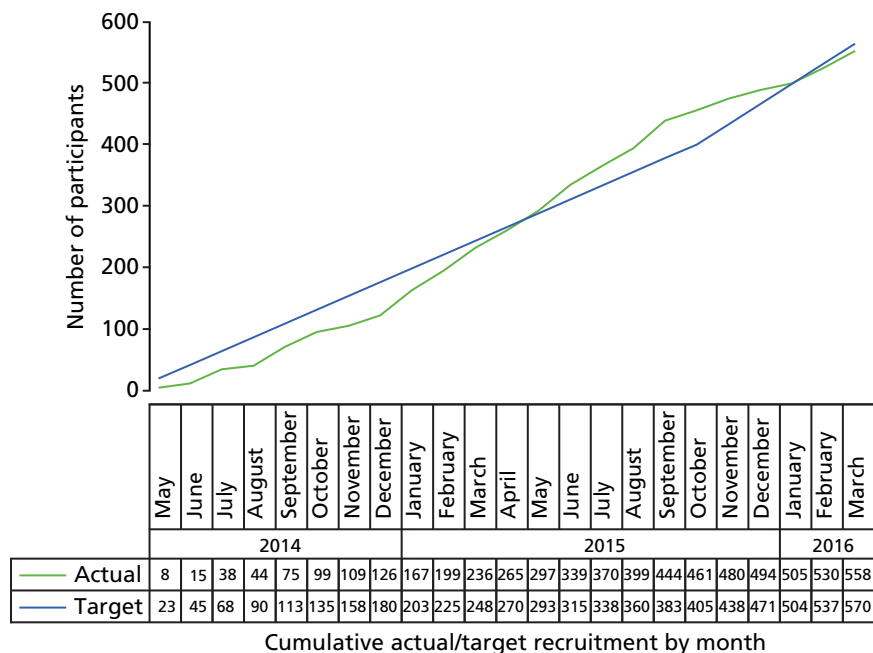
**TABLE 11** Blood test failure reasons

Blood test failure reason	<i>n</i>
Abnormal CRP	33
Abnormal FBC	13
Abnormal FBC and CRP	5
Abnormal TTG	2
Missing sample/unlabelled blood/haemolysed	6
Other medical reason	1
No blood from veins	1
Total	61

**TABLE 12** Details of patient recruitment pathway

Pathway	Site ( <i>n</i> )					All centres ( <i>n</i> )
	GSTT	KCH	LPC sites	SPC sites	UHS	
Sites	1	1	28	46	1	77
Mailout	203	208	5482	8841	174	14,908
Poster	0	0	2	40	2	44
Opportunistic	80	0	7	25	1	113
Patient invitations	283	208	5491	8906	177	15,065
Invitations						
'Yes'	100	44	414	938	29	1525
'Declined'	18	28	633	1719	25	2423
Screened	96	41	370	916	29	1452
Randomised	59	19	141	324	15	558

LPC, London primary care; SPC, Southampton primary care; UHS, University Hospital Southampton NHS Foundation Trust.



**FIGURE 1** Participant recruitment against target.

Treatment adherence was defined separately for the two active treatment arms. Participants allocated to TCBT who completed at least four of the initial telephone calls were deemed adherent to treatment. Those who were offered WCBT and completed four or more website sessions and at least one telephone support call were considered as treatment adherent.

Details of the patient pathway through the recruitment process are included in the CONSORT flow diagram (*Figure 2*), with details of the inclusion and exclusion criteria given in *Table 13*.

### Baseline data summary

A total of 558 (38.4%) out of 1452 patients screened for eligibility were randomised, with 186 randomly allocated to TCBT, 185 to WCBT and 187 to TAU.

*Table 14* shows that, as expected from randomisation, the three trial arms were well balanced with regard to clinical and demographic variables. In particular, the distribution of recruitment centre (stratification factor) was almost identical across trial arms.

Participants had a mean age of 43.1 years at baseline and the majority were female (75.8%). Over 90% of participants were white, 64.7% of participants were married or living with a partner and 35.3% were single, separated, divorced or widowed. The median duration since diagnosis was 7.4 years and the median duration of symptoms prior to diagnosis was 3.0 years. At baseline, only 10.2% of participants had seen a consultant. Approximately 30% of participants had received treatment for anxiety and nearly 40% had received treatment for depression. In accordance with the HADS, approximately 60% of participants were not distressed at baseline.

A very small proportion, approximately 1%, of participants had joined a self-help organisation. Most of those who had done so had joined an online group.

Participants were asked their highest level of formal education. The largest single group (54.6% of participants) were those with at least a degree. Approximately 20% of participants had only General Certificate of Secondary Education (GCSE) or equivalent-level qualifications and a similar proportion had postgraduate qualifications. The majority of participants, 68.6%, owned their own property, and 27.5% lived in rented accommodation, of whom only 6.3% rented their accommodation from a local authority. In addition, 14.9% of our sample lived alone, 41.4% lived with their spouse only and a further 23.3% lived with their spouse and children. The mean deprivation (IMD) score was 17.1 (range 0.8–54.0).

At screening, the mean IBS SSS was 292.3 (range 75–500) but at baseline the mean IBS SSS was 265.0 [range 14–500 (see *Table 26*)].

At baseline, participants had a mean HADS anxiety score of 10.7 (range 1–21), a mean HADS distress score of 16.4 (range 1–39), a mean HADS depression score of 5.7 (range 0–19) and a mean WSAS score of 12.5 (range 0–40) (see *Table 26*).

The majority of participants, 74.2%, would have preferred one of the CBT groups, with 36.2% preferring the online CBT. Only 25.8% expressed no preference or preferred the standard care.

### Therapy summary

All therapists were available to work in both therapy arms (TCBT and WCBT) and with any participant regardless of recruitment centre. There were 13 therapists, of whom 10 (77%) were female. Six therapists were clinical psychologists (46%) and seven were CBT psychotherapists (54%). They had worked for a median of 7 years in their professions (minimum 4 years, maximum 24 years), with clinical psychologists having worked for a median of 7.5 years in their profession (minimum 4 years, maximum 12 years) and CBT psychotherapists for a median of 5 years (minimum 4 years, maximum 24 years). They had worked within medically unexplained symptoms for a median of 4 years (minimum 1 year, maximum 20 years).

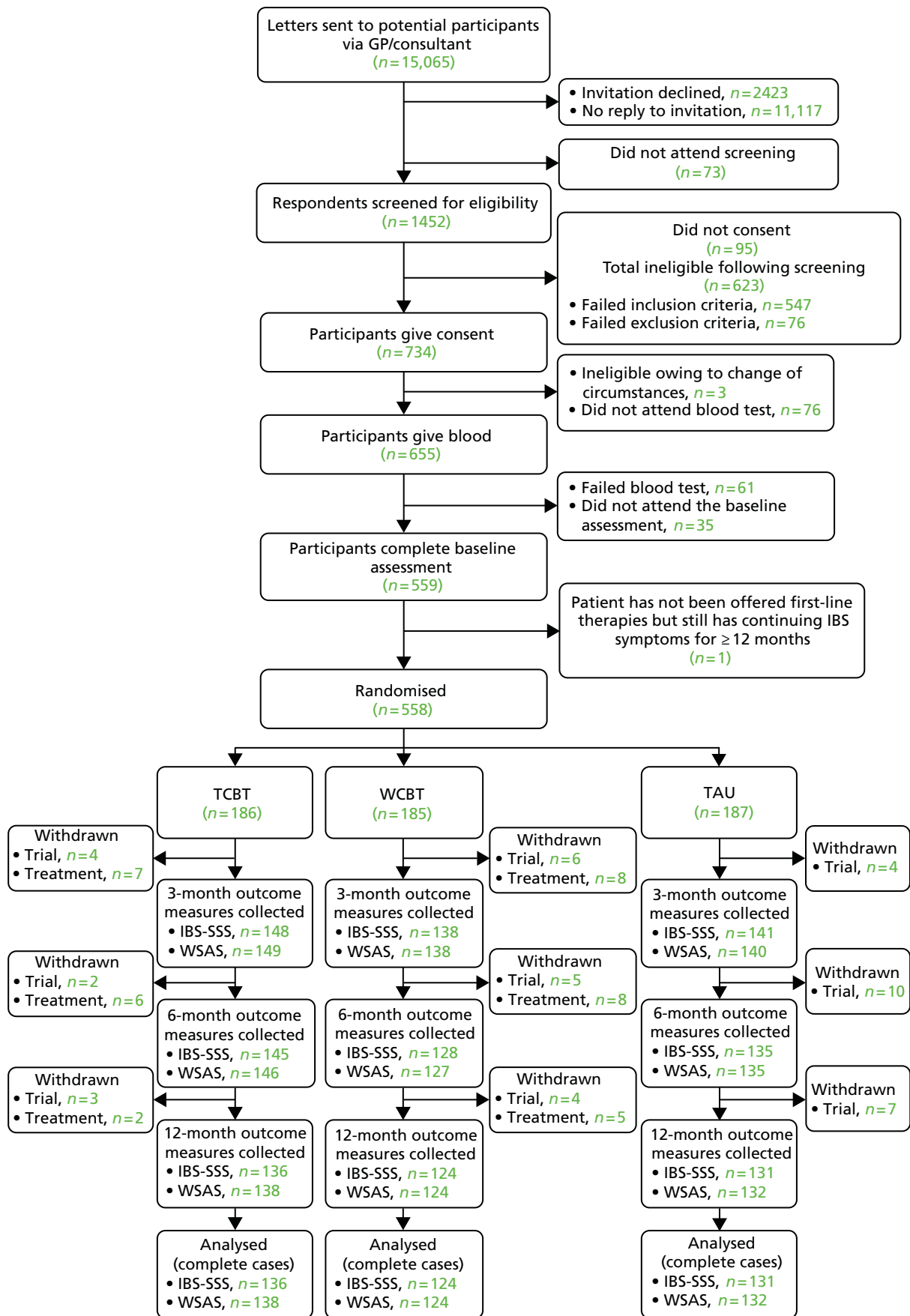


FIGURE 2 The CONSORT flow diagram.<sup>42</sup>

**TABLE 13** Ineligibility after screening details (CONSORT flow diagram detail)

Ineligibility criteria	Number of participants
<b>Failed inclusion criteria</b>	<b>547</b>
Not aged $\geq 18$ years	2
Does not have refractory IBS (clinically significant symptoms defined by a IBS SSS of $> 75$ )	54
Does not fulfil Rome III criteria	43
Has not been offered first-line therapies (e.g. antispasmodics, antidepressants or fibre-based medications) and does not have continuing IBS symptoms for $\geq 12$ months	297
If $> 60$ years old, patient has not had a consultant review in the in the previous 2 years	151
<b>Exclusion criteria</b>	<b>76</b>
Unexplained rectal bleeding or weight loss	5
Diagnosis of IBD	8
Diagnosis of coeliac disease	2
Diagnosis of peptic ulcer disease	0
Diagnosis of colorectal carcinoma	0
Unable to participate in CBT because of speech or language difficulties	4
No access to an internet computer to be able to undertake the lower-intensity WCBT	53
Received CBT for IBS in the past 2 years	3
Had previous access to the MIBS website	1
Currently participating in an IBS/intervention trial	0

**TABLE 14** Clinical and demographic baseline variables, by trial arm

Participant variables	Trial arm			
	TCBT (N = 186)	WCBT (N = 185)	TAU (N = 187)	All (N = 558)
Number from recruitment centre, <sup>a</sup> n (%)				
Southampton general practices	108 (58.1)	108 (58.4)	108 (57.8)	324 (58.1)
Southampton secondary care	5 (2.7)	5 (2.7)	5 (2.7)	15 (2.7)
London general practices	46 (24.7)	47 (25.4)	48 (25.7)	141 (25.3)
London secondary care	27 (14.5)	25 (13.5)	26 (13.9)	78 (14.0)
Total	186 (100)	185 (100)	187 (100)	558 (100)
Age in years				
Mean (SD)	43.4 (12.5)	43.8 (13.6)	42.0 (13.5)	43.1 (13.2)
N (median)	186 (43.9)	185 (42.8)	187 (40.8)	558 (42.5)
Minimum (maximum)	20.0 (75.6)	19.4 (74.2)	18.8 (81.0)	18.8 (81.0)
Missing	0	0	0	0

continued

TABLE 14 Clinical and demographic baseline variables, by trial arm (continued)

Participant variables	Trial arm			
	TCBT (N = 186)	WCBT (N = 185)	TAU (N = 187)	All (N = 558)
Duration of symptoms before diagnosis in years				
Mean (SD)	6.4 (8.0)	6.3 (7.6)	5.6 (6.8)	6.1 (7.5)
N (median)	186 (3.29)	185 (3.0)	187 (3.0)	558 (3.0)
Minimum (maximum)	0.0 (47.0)	0.0 (40.0)	0.0 (40.0)	0.0 (47.0)
Missing	0	0	0	0
Duration of IBS in years				
Mean (SD)	9.9 (9.8)	10.8 (9.3)	10.4 (10.2)	10.4 (9.7)
N (median)	185 (6.5)	185 (8.6)	187 (6.3)	557 (7.4)
Minimum (maximum)	1.0 (65)	0.7 (45.4)	0.3 (49.9)	0.3 (64.6)
Missing	1	0	0	1
Deprivation score: IMD 2010				
Mean (SD)	16.7 (12.0)	17.3 (12.3)	17.2 (11.8)	17.1 (12.0)
N (median)	186 (13.5)	185 (13.1)	187 (14.1)	557 (13.7)
Minimum (maximum)	0.8 (47.9)	1.1 (53.6)	1.8 (54.0)	0.8 (54.0)
Missing	0	0	1	1
Type of residence, n (%)				
Owner-occupied flat or house	138 (74.2)	124 (67.0)	121 (64.7)	383 (68.6)
Privately rented flat or house	30 (16.1)	34 (18.4)	54 (28.9)	118 (21.2)
Flat or house rented from local authority	12 (6.5)	15 (8.1)	8 (4.3)	35 (6.3)
Other	6 (3.2)	12 (6.5)	4 (2.1)	22 (3.9)
Missing	0 (0.0)	0 (0.0)	0 (0.0)	0 (0.0)
Total	186 (100)	185 (100)	187 (100)	558 (100)
Gender, n (%)				
Male	47 (25.3)	40 (21.6)	48 (25.7)	135 (24.2)
Female	139 (73.7)	145 (78.4)	139 (74.3)	423 (75.8)
Missing	0 (0.0)	0 (0.0)	0 (0.0)	0 (0.0)
Total	186 (100)	185 (100)	187 (100)	558 (100)
Marital status, n (%)				
Single	46 (24.7)	49 (26.5)	54 (28.9)	149 (26.7)
Married	92 (49.5)	91 (49.2)	80 (42.8)	263 (47.1)
Living with partner	31 (16.7)	31 (16.8)	36 (19.2)	98 (17.6)
Separated	6 (3.2)	3 (1.6)	2 (1.1)	11 (2.0)
Divorced	7 (3.8)	8 (4.3)	12 (6.4)	27 (4.8)
Widowed	4 (2.2)	3 (1.6)	3 (1.6)	10 (1.8)
Total	186 (100)	185 (100)	187 (100)	558 (100)

**TABLE 14** Clinical and demographic baseline variables, by trial arm (*continued*)

Participant variables	Trial arm			
	TCBT (N = 186)	WCBT (N = 185)	TAU (N = 187)	All (N = 558)
Living with, <i>n</i> (%)				
Spouse/partner	68 (36.6)	79 (42.7)	84 (44.9)	231 (41.4)
Spouse/partner and children	55 (29.6)	43 (23.2)	32 (17.1)	130 (23.3)
Children (without spouse)	5 (2.7)	7 (3.8)	11 (5.9)	23 (4.1)
Parents	14 (7.5)	8 (4.3)	13 (7.0)	35 (6.3)
Alone	25 (13.4)	28 (15.1)	30 (16.0)	83 (14.9)
Other	19 (10.2)	20 (10.8)	17 (9.1)	56 (10.0)
Total	186 (100)	185 (100)	187 (100)	558 (100)
Had a consultant at time of baseline assessment, <i>n</i> (%)				
No	166 (89.3)	170 (91.9)	165 (88.2)	501 (89.8)
Yes	20 (10.7)	15 (8.1)	22 (11.8)	57 (10.2)
Missing	0 (0.0)	0 (0.0)	0 (0.0)	0 (0.0)
Total	186 (100)	185 (100)	187 (100)	558 (100)
Tried specific IBS diets previously, <i>n</i> (%)				
Yes	83 (44.6)	93 (50.3)	98 (52.4)	274 (49.1)
No	103 (55.4)	92 (49.7)	89 (47.6)	284 (50.9)
Missing	0 (0.0)	0 (0.0)	0 (0.0)	0 (0.0)
Total	186 (100)	185 (100)	187 (100)	558 (100)
Taking part in self-help group, <i>n</i> (%)				
Yes	4 (2.2)	1 (0.5)	1 (0.5)	6 (1.1)
No	182 (97.9)	184 (99.5)	186 (99.5)	552 (98.9)
Missing	0 (0.0)	0 (0.0)	0 (0.0)	0 (0.0)
Total	186 (100)	185 (100)	187 (100)	558 (100)
Previous anxiety treatment, <i>n</i> (%)				
Yes	49 (26.3)	61 (33.0)	59 (31.6)	169 (30.3)
No	137 (73.7)	124 (67.0)	128 (68.4)	389 (69.7)
Missing	0 (0.0)	0 (0.0)	0 (0.0)	0 (0.0)
Total	186 (100)	185 (100)	187 (100)	558 (100)
Previous depression treatment, <i>n</i> (%)				
Yes	67 (36.0)	78 (42.2)	75 (40.1)	220 (39.4)
No	119 (64.0)	107 (57.8)	112 (59.9)	338 (60.6)
Missing	0 (0.0)	0 (0.0)	0 (0.0)	0 (0.0)
Total	186 (100)	185 (100)	187 (100)	558 (100)

continued

TABLE 14 Clinical and demographic baseline variables, by trial arm (continued)

Participant variables	Trial arm			
	TCBT (N = 186)	WCBT (N = 185)	TAU (N = 187)	All (N = 558)
Treatment preference, n (%)				
TCBT (paper manual and eight 1-hour CBT sessions)	73 (39.3)	67 (36.2)	72 (38.5)	212 (38.0)
WCBT (eight online modules and five CBT sessions)	72 (38.7)	68 (36.8)	62 (33.2)	202 (36.2)
TAU (usual treatment)	8 (4.3)	10 (5.4)	14 (7.5)	32 (5.7)
No preference	33 (17.7)	40 (21.6)	39 (20.9)	112 (20.1)
Total	186 (100)	185 (100)	187 (100)	558 (100)
Highest education level, n (%)				
No formal education	5 (2.7)	7 (3.8)	10 (5.4)	22 (3.9)
GCSE/O level or equivalent	32 (17.2)	42 (22.7)	38 (20.3)	112 (20.1)
A level or equivalent	28 (15.0)	24 (13.0)	31 (16.6)	83 (14.9)
Degree	71 (38.2)	61 (33.0)	58 (31.0)	190 (34.1)
Postgraduate	39 (21.0)	33 (17.8)	37 (19.8)	109 (19.5)
Other	11 (5.9)	18 (9.7)	13 (7.0)	42 (7.5)
Missing	0 (0.0)	0 (0.0)	0 (0.0)	0 (0.0)
Total	186 (100)	185 (100)	187 (100)	558 (100)
Ethnicity, n (%)				
White	162 (87.1)	171 (92.4)	174 (93.0)	507 (90.9)
Mixed/multiple ethnic groups	6 (3.2)	2 (1.1)	3 (1.6)	11 (2.0)
Asian/Asian British	1 (0.5)	1 (0.5)	0 (0.0)	2 (0.4)
Other	0 (0.0)	3 (1.6)	2 (1.1)	5 (0.9)
Missing	17 (9.1)	8 (4.3)	8 (4.3)	33 (5.9)
Total	186 (100)	185 (100)	187 (100)	558 (100)
Children aged ≥ 5 years, n (%)				
0	77 (41.4)	73 (39.5)	84 (44.9)	234 (41.9)
1	25 (13.4)	25 (13.5)	16 (8.6)	66 (11.8)
2	23 (12.4)	17 (9.2)	17 (9.1)	57 (10.2)
3	5 (2.7)	4 (2.2)	5 (2.7)	14 (2.5)
4	2 (1.1)	1 (0.5)	3 (1.6)	6 (1.1)
5	1 (0.5)	0 (0.0)	1 (0.5)	2 (0.4)
6	1 (0.5)	0 (0.0)	0 (0.0)	1 (0.2)
Missing	52 (28.0)	65 (35.1)	61 (32.6)	178 (31.9)
Total	186 (100)	185 (100)	187 (100)	558 (100)

TABLE 14 Clinical and demographic baseline variables, by trial arm (continued)

Participant variables	Trial arm			
	TCBT (N = 186)	WCBT (N = 185)	TAU (N = 187)	All (N = 558)
Children aged < 5 years, n (%)				
0	107 (57.5)	103 (55.7)	111 (59.4)	321 (57.5)
1	18 (9.7)	11 (5.9)	11 (5.9)	40 (7.2)
2	5 (2.7)	3 (1.6)	0 (0.0)	8 (1.4)
Missing	56 (30.1)	68 (36.8)	65 (34.7)	189 (33.9)
Total	186 (100)	185 (100)	187 (100)	558 (100)
Number of elderly people living with participant, n (%)				
0	117 (62.9)	107 (57.8)	112 (59.9)	336 (60.2)
1	12 (6.5)	6 (3.2)	10 (5.4)	28 (5.0)
2	1 (0.5)	0 (0.0)	4 (2.1)	5 (0.9)
3	1 (0.5)	0 (0.0)	0 (0.0)	1 (0.2)
Missing	55 (29.6)	72 (38.9)	61 (32.6)	188 (33.7)
Total	186 (100)	185 (100)	187 (100)	558 (100)
HADS anxiety score at baseline				
Mean (SD)	10.6 (4.3)	11.1 (4.3)	10.5 (4.0)	10.7 (4.2)
N (median)	186 (10.0)	185 (11.0)	187 (11.0)	558 (11.0)
Minimum (maximum)	1 (21)	1 (20)	2 (20)	1 (21)
Missing	0 (0.0)	0 (0.0)	0 (0.0)	0 (0.0)
HADS depression score at baseline				
Mean (SD)	5.5 (3.6)	5.9 (3.8)	5.6 (3.5)	5.7 (3.7)
N (median)	186 (5.0)	185 (5.0)	187 (5.0)	558 (5.0)
Minimum (maximum)	0 (18)	0 (18)	0 (19)	0 (19)
Missing	0 (0.0)	0 (0.0)	0 (0.0)	0 (0.0)
HADS anxiety score at baseline, n (%)				
No	97 (52.2)	87 (47.0)	91 (48.7)	275 (49.3)
Yes	89 (47.9)	98 (53.0)	96 (51.3)	283 (50.7)
Missing	0 (0.0)	0 (0.0)	0 (0.0)	0 (0.0)
Total	186 (100)	185 (100)	187 (100)	558 (100)
HADS depression score at baseline, n (%)				
No	139 (74.7)	125 (67.6)	137 (73.3)	401 (71.9)
Yes	47 (25.3)	60 (32.4)	50 (26.7)	157 (28.1)
Missing	0 (0.0)	0 (0.0)	0 (0.0)	0 (0.0)
Total	186 (100)	185 (100)	187 (100)	558 (100)

continued

**TABLE 14** Clinical and demographic baseline variables, by trial arm (*continued*)

Participant variables	Trial arm			
	TCBT (N = 186)	WCBT (N = 185)	TAU (N = 187)	All (N = 558)
HADS distress at baseline, n (%)				
No	116 (62.4)	102 (55.1)	118 (63.1)	336 (60.2)
Yes	70 (37.6)	83 (44.9)	69 (36.9)	222 (39.8)
Missing	0 (0.0)	0 (0.0)	0 (0.0)	0 (0.0)
Total	186 (100)	185 (100)	187 (100)	558 (100)
Screening IBS SSS <sup>b</sup>				
Mean (SD)	294.9 (82.1)	294.0 (84.5)	288.0 (86.2)	292.3 (84.2)
N (median)	185 (295.0)	185 (300.0)	187 (290.0)	557 (295.0)
Minimum (maximum)	95 (500)	75 (480)	75 (470)	75 (500)
Missing	1	0	0	1
Number with IBS subtype, n (%)				
IBS_D (diarrhoea)	60 (32.3)	60 (32.4)	58 (31.0)	178 (31.9)
IBS_C (constipation)	26 (14.0)	23 (12.4)	27 (14.5)	76 (13.6)
IBS_A (alternating) <sup>c</sup>	93 (50.3)	98 (53.0)	96 (51.3)	287 (51.5)
IBS_U (unclassified)	6 (3.2)	4 (2.2)	6 (3.2)	16 (2.9)
Unknown	1 (0.5)	0 (0.0)	0 (0.0)	1 (0.2)
Total	186 (100)	185 (100)	187 (100)	558 (100)

A level, Advanced level; GCSE, General Certificate of Secondary Education; O level, Ordinary level.

a One participant recruited from London secondary care was accidentally coded as 'London GP practices' when defining the randomisation stratifier.

b Eligibility in terms of IBS SSS was assessed at screening. At baseline there were participants with baseline scores of > 75 in all groups (16 participants had scores that had dropped below 75 – three participants in the TCBT arm, eight in the WCBT arm and five in the TAU arm).

c Also referred to as IBS-M or mixed.

Their mean age was 42 years (SD 5.9 years), with a minimum age of 34 years and a maximum age of 52 years. *Table 15* shows the number of participants allocated to each therapist.

### Therapy protocol deviations

Twenty-five therapy protocol deviations were recorded. The majority of these concerned treatment scheduling falling outside the allocated treatment windows ( $n = 15$ ), of which 33% ( $n = 5$ ) were recorded in London participants. The predominant reason for deviations was issues with participant availability for sessions. Other protocol deviations concerned not recording sessions ( $n = 7$ ). These were not always logged by therapists. When a session was not recorded, this was usually due to technical issues with recorders (battery failure, not working with the telephone, failure to switch on) rather than participants requesting that sessions not be recorded. There were seven logged instances of sessions not being recorded; however, it was estimated that non-recording of sessions happened more frequently than this. There was one reported instance of a participant refusing the recording of sessions.

### Therapy fidelity

Six recorded therapy sessions (three TCBT and three WCBT) were double rated by the external clinical psychologists. The results of the first round of double ratings showed adequate inter-rater reliability (i.e.  $k > 0.5$ , approximately 90% of agreement) for items 1A and 5B (*Table 16*).

**TABLE 15** Number of participants allocated to each therapist

Therapist ID	Participants ( <i>n</i> )	
	TCBT	WCBT
T1	48	54
T2	9	10
T3	26	19
T4	22	21
T5	11	11
T6	13	16
T7	10	13
T8	38	36
Mixed <sup>a</sup>	9	5
Total	186	185

a This set of participants was either assigned a therapist who saw very few participants or not assigned a therapist at all.

**TABLE 16** Inter-rater reliability results (first round of double-rated recordings, *n* = 6)

Item	Weighted kappa	Percentage of agreement
1A (therapeutic alliance)	0.818	96.30
1B (CBT skills subscale)	0.160	70.83
2B (CBT skills subscale)	0.307	83.33
3B (CBT skills subscale)	0.222	70.83
4B (CBT skills subscale)	0.483	79.17
5B (CBT skills subscale)	0.870	97.92
1C (overall therapist adherence)	0.250	88.90

A second meeting between Rona Moss-Morris and the external clinical psychologists took place to discuss the main reasons underlying the disagreements. It was decided to assess two further therapy sessions (one TCBT and one WCBT) (total *n* = 8). The second round of double ratings showed adequate inter-rater reliability for the following items: 1A, 3B, 4B, 5B and 1C (*Table 17*).

**TABLE 17** Inter-rater reliability results (second round of double-rated recordings, *n* = 8)

Item	Weighted kappa	Percentage of agreement
1A (therapeutic alliance)	0.74	95.8
1B (CBT skills subscale)	-0.13	81.9
2B (CBT skills subscale)	0.05	83.5
3B (CBT skills subscale)	0.79	95.31
4B (CBT skills subscale)	0.55	84.38
5B (CBT skills subscale)	0.76	96.5
1C (overall therapist adherence)	0.71	94.44

A second telephone call with Rona Moss-Morris took place to clarify the discrepancies concerning the two new recordings and it was agreed to rate a further telephone session (total  $n = 9$ ). The third round of double ratings showed adequate inter-rater reliability for all items except 1B (*Table 18*). A third meeting with Rona Moss-Morris and Trudie Chalder took place to discuss the ratings of the last recorded session and any further queries concerning fidelity checks.

*Table 19* shows the treatment fidelity ratings for therapeutic alliance. All three fidelity score means were high, with similar results for TCBT and WCBT in suggesting good treatment fidelity.

### Therapy process variables (measured during treatment period, not at baseline)

A number of variables, including number of telephone sessions and number of times patients accessed the website, were assessed during treatment. These will be analysed as part of the mediator and moderator analysis in the process evaluation that will be reported separately.

### Withdrawal from treatment

Forty-five participants withdrew from treatment at some point during the trial (*Table 20*). More than half of those withdrawing from treatment also withdrew from follow-up and did not supply any further outcome data after ceasing therapy sessions.

**TABLE 18** Inter-rater reliability results (third round of double-rated recordings,  $n = 9$ )

Item	Weighted kappa	Percentage of agreement
1A (therapeutic alliance)	0.76	96.30
1B (CBT skills subscale)	0.11	83.95
2B (CBT skills subscale)	0.50	95.14
3B (CBT skills subscale)	0.81	95.06
4B (CBT skills subscale)	0.97	99.31
5B (CBT skills subscale)	0.82	97.53
1C (overall therapist adherence)	0.77	96.53

**TABLE 19** Mean fidelity ratings

Item	Fidelity ratings, mean (SD)	
	TCBT	WCBT
Therapeutic alliance	93.2 (10.4)	94.4 (10.3)
CBT skills	78.5 (13.1)	82.8 (12.1)
Therapy adherence	90.1 (10.0)	89.4 (15.1)

**TABLE 20** Withdrawals from treatment

Time of withdrawal	Trial arm ( $n$ )						Total ( $n$ )	
	TCBT		WCBT		TAU		Treatment only	Trial
	Treatment only	Trial	Treatment only	Trial	Treatment only	Trial		
By 3 months	7	4	8	6	N/A	4	15	14
Between 3 and 6 months	6	2	8	5	N/A	10	14	17
Between 6 and 12 months	2	3	5	4	N/A	7	7	14
Total	15	9	21	15	N/A	21	36	45

N/A, not applicable.

### Compliance with treatment

For those in the TCBT arm, treatment compliance was defined as taking part in four telephone sessions out of the six initial sessions offered. Approximately 84% of participants completed at least four telephone calls; 16% did not comply. The take-up of therapy and booster sessions offered is described in *Table 21*.

For those in the WCBT arm, treatment compliance was defined as taking part in one telephone session out of three sessions offered and accessing at least four web sessions. Approximately 88.1% of participants allocated to the WCBT arm completed at least one telephone call, and 69.8% completed four web sessions (*Table 22*).

A larger percentage of participants failed to comply with WCBT (30.8%) than with TCBT (16%).

### Follow-up summary

Follow-up assessments were scheduled at 3, 6 and 12 months after randomisation. Follow-up rates in terms of primary outcomes were good, with 136, 124 and 131 participants completing both final outcome measures in the TCBT, WCBT and TAU arms, respectively (see *Figure 2*). These numbers constitute follow-up rates at 12 months of 73% for TCBT, 67% for WCBT and 70% for TAU. *Table 23* shows how many of the measures were recorded within the prespecified time windows (ranging from 1 week before the intended time point until 4 weeks after). At 12 months, approximately 75% of recorded outcomes were obtained within the prescribed window.

The overall follow-up rates were 76.5% at 3 months (427/558), 72.9% at 6 months (407/558) and 70.3% at 12 months (392/558) (see *Figure 2* for a summary of patient follow-up).

We tested whether or not compliance with treatment offered was predictive of missing primary outcomes at 12 months using Fisher's exact test. The test found that non-compliance with treatment offered predicted missing outcomes in both the TCBT ( $p < 0.001$ ) and the WCBT ( $p < 0.001$ ) arms. Logistic regression tests found that higher baseline IBS SSS ( $p < 0.001$ ) and higher IMD scores ( $p < 0.001$ ) were associated with more missing values in the primary outcomes at 12 months. Thus, all of these variables were included as predictors of missing values in the imputation step of our MI approach (for details see *Methods*). All results reported here are based on MI with  $k = 100$  imputations to avoid missing data biases.

**TABLE 21** Therapy session receipt in the TCBT arm

Number of sessions received	Participants, <i>n</i> (%)
<b>Telephone</b>	
0	9 (4.8)
1	5 (2.7)
2	10 (5.4)
3	5 (2.7)
4	5 (2.7)
5	11 (5.9)
6	141 (75.8)
<b>Booster</b>	
0	50 (26.9)
1	9 (4.8)
2	127 (68.3)

**TABLE 22** Therapy session receipt in the WCBT arm

Number of sessions received	Participants, <i>n</i> (%)
<b>Telephone</b>	
0	22 (11.9)
1	19 (10.3)
2	17 (9.2)
3	120 (64.9)
4	6 (3.2)
5	1 (0.5)
<b>Booster</b>	
0	76 (41.8)
1	18 (9.7)
2	91 (49.2)
<b>Web sessions accessed</b>	
0	15 (8.1)
1	13 (7.0)
2	18 (9.7)
3	11 (6.0)
4	12 (6.5)
5	16 (8.7)
6	33 (17.8)
7	27 (14.6)
8	40 (21.6)

### Outcome measures

Outcome measures are summarised by assessment time point and trial arm in *Tables 24–26*, and the results of the formal trial arm comparisons are provided in *Tables 27* and *28*.

*Table 24* shows that improvements over time were observed for both primary outcomes (IBS SSS and WSAS) and in all trial arms. *Table 26* illustrates IBS SSS changes in terms of severity categories and also shows that the percentage of participants with no or only mild symptoms increases after CBT treatment in both the TCBT and the WCBT arms, and also somewhat in the TAU arm.

### Primary outcome measures

*Table 27* shows the results of the formal statistical analyses of the continuous outcomes.

#### *Irritable Bowel Syndrome Symptom Severity Score*

The estimated IBS SSS differences for TCBT versus TAU were  $-69.2$ ,  $-58.3$  and  $-61.6$  at 3, 6 and 12 months, respectively. For WCBT versus TAU, the differences were lower, at  $-53.0$ ,  $-35.7$  and  $-35.2$ , respectively (*Figure 3*). The comparison of the CBT arms with the TAU arm at all times showed statistically significant benefits in terms of IBS SSS. At 12 months, moderate-sized effects were found for TCBT ( $p < 0.001$ , standardised effect = 0.65) and WCBT ( $p = 0.002$ , standardised effect = 0.37) (see *Table 29*). The estimated differences between the TCBT arm (a reduction of 61.6) or the WCBT arm (a reduction of 35.2) and the TAU arm were larger than our stated minimum clinically significant difference (MCID = 35, as per our sample size calculation; see *Sample size*).

Therapist effects were only detected and modelled in the TCBT arm at 12 months.

**TABLE 23** Assessments made within prespecified time windows

12-month scores	Trial arm							
	TCBT ( <i>n</i> = 186)		WCBT ( <i>n</i> = 185)		TAU ( <i>n</i> = 187)		All ( <i>N</i> = 558)	
	Mean (SD)	Number recorded	Mean (SD)	Number recorded	Mean (SD)	Number recorded	Mean (SD)	Number recorded
All IBS SSS records	139.0 (94.8)	136	163.0 (108.8)	124	205.6 (100.5)	131	168.9 (104.8)	391
IBS SSS recorded within time window	134.0 (98.4)	99	148.4 (102.7)	92	199.4 (103.3)	102	161.3 (105.1)	293
All WSAS records	6.0 (7.5)	138	7.4 (7.7)	124	10.8 (9.3)	132	8.1 (8.5)	394
WSASs recorded within time window	6.3 (7.4)	101	6.8 (7.1)	92	10.8 (9.7)	103	8.0 (8.4)	296

**TABLE 24** Summary of continuous outcome variables, by trial arm and assessment time point

Outcome variable	TCBT ( <i>n</i> = 186)		WCBT ( <i>n</i> = 185)		TAU ( <i>n</i> = 187)		All ( <i>N</i> = 558)	
	Mean (SD)	<i>n</i>	Mean (SD)	<i>n</i>	Mean (SD)	<i>n</i>	Mean (SD)	<i>n</i>
IBS SSS								
Baseline	272.3 (95.5)	186	264.2 (99.3)	185	258.5 (91.6)	187	265.0 (95.5)	558
3 months	174.0 (98.6)	148	179.1 (104.2)	138	236.5 (97.1)	141	196.3 (103.7)	427
6 months	154.9 (92.0)	145	170.3 (104.9)	128	212.7 (104.8)	135	178.8 (103.2)	408
12 months	139.0 (94.8)	136	163.0 (108.8)	124	205.6 (100.5)	131	168.9 (104.8)	391
WSAS								
Baseline	12.3 (8.8)	186	13.0 (9.3)	185	12.4 (7.4)	187	12.5 (8.5)	558
3 months	8.4 (7.8)	149	9.4 (8.2)	138	12.1 (8.2)	140	9.9 (8.2)	427
6 months	7.0 (7.8)	146	7.6 (7.5)	127	10.5 (8.1)	135	8.3 (7.9)	408
12 months	6.0 (7.5)	138	7.4 (7.7)	124	10.8 (9.3)	132	8.1 (8.5)	394
HADS distress								
Baseline	16.1 (6.9)	186	17.0 (7.3)	185	16.0 (6.4)	187	16.4 (6.9)	558
3 months	13.5 (6.6)	147	13.4 (6.9)	136	15.6 (7.4)	139	14.1 (7.0)	422
6 months	12.4 (6.7)	123	12.7 (6.9)	115	15.2 (7.3)	120	13.4 (7.1)	358
12 months	12.2 (6.5)	120	12.7 (7.4)	117	15.0 (7.2)	113	13.3 (7.1)	350

**TABLE 25** Summary of binary outcomes, by trial arm and assessment time point

Binary outcome	Trial arm											
	TCBT ( <i>n</i> = 186)			WCBT ( <i>n</i> = 185)			TAU ( <i>n</i> = 187)			All ( <i>N</i> = 558)		
	Non-responder (%)	Responder (%)	<i>n</i>	Non-responder (%)	Responder (%)	<i>n</i>	Non-responder (%)	Responder (%)	<i>n</i>	Non-responder (%)	Responder (%)	<i>n</i>
PEQ responders <sup>a</sup>												
3 months	55 (37.2)	93 (62.8)	148	71 (51.4)	67 (48.6)	138	128 (90.8)	13 (9.2)	141	254 (59.5)	173 (40.5)	427
6 months	35 (24.0)	111 (76.0)	146	57 (44.9)	70 (55.1)	127	113 (83.1)	23 (16.9)	136	205 (50.1)	204 (49.9)	409
12 months	30 (21.7)	108 (78.3)	138	56 (45.2)	68 (54.8)	124	101 (76.5)	31 (23.5)	132	187 (47.5)	207 (52.5)	394
SGA responders <sup>b</sup>												
3 months	36 (24.2)	113 (75.8)	149	44 (31.9)	94 (68.1)	138	111 (79.3)	29 (20.7)	140	191 (44.7)	236 (55.3)	427
6 months	28 (19.2)	118 (80.8)	146	32 (25.2)	95 (74.8)	127	95 (69.9)	41 (30.1)	136	155 (37.9)	254 (62.1)	409
12 months	21 (15.2)	117 (84.8)	138	31 (25.0)	93 (75.0)	124	77 (58.3)	55 (41.7)	132	129 (32.7)	265 (67.3)	394
IBS SSS responders <sup>c</sup>												
3 months	48 (32.4)	100 (67.6)	148	51 (37.0)	87 (63.0)	138	101 (71.6)	40 (28.4)	141	200 (46.8)	227 (53.2)	427
6 months	39 (26.9)	106 (73.1)	145	40 (31.3)	88 (68.8)	128	78 (57.8)	57 (42.2)	135	157 (38.5)	251 (61.5)	408
12 months	37 (27.2)	99 (72.8)	136	42 (33.9)	82 (66.1)	124	73 (55.7)	58 (44.3)	131	152 (38.9)	239 (61.1)	391
WSAS responders <sup>d</sup>												
3 months	99 (66.4)	50 (33.6)	149	95 (68.8)	43 (31.2)	138	120 (85.7)	20 (14.3)	140	314 (73.5)	113 (26.5)	427
6 months	90 (61.6)	56 (38.4)	146	72 (56.7)	55 (43.3)	127	103 (76.3)	32 (23.7)	135	265 (65.0)	143 (35.0)	408
12 months	78 (56.5)	60 (43.5)	138	70 (56.4)	54 (43.6)	124	101 (76.5)	31 (23.5)	132	249 (63.2)	145 (36.8)	394

a PEQ responders are defined as those getting a score of  $\geq 6$ . PEQ is not recorded at baseline.

b SGA responders are defined as those getting a score of between 1 and 3. GRR is not recorded at baseline.

c IBS SSS responders are defined as those who improved by at least 50 over time (placebo response of 15 plus MCID = 35).

d WSAS responders are defined as those who had improved by 5.9 points over time; 5.9 points on the WSAS scale is the equivalent standardised effect size to the 50-point difference on the IBS SSS scale.

**TABLE 26** Frequencies of IBS SSS severity categories, by assessment time and trial arm

Observations	IBS SSS severity, <sup>a</sup> n (%)															
	Trial arm															
	TCBT (n = 186)				WCBT (n = 185)				TAU (n = 187)				All (N = 558)			
	None	Mild	Moderate	Severe	None	Mild	Moderate	Severe	None	Mild	Moderate	Severe	None	Mild	Moderate	Severe
Baseline (n = 558)	3 (1.6)	25 (13.4)	84 (45.2)	74 (39.8)	8 (4.3)	25 (13.5)	80 (43.2)	72 (38.9)	5 (2.7)	33 (17.6)	89 (47.6)	60 (32.1)	16 (2.9)	83 (14.9)	253 (45.3)	206 (36.9)
3 months (n = 427)	22 (14.9)	58 (39.2)	52 (35.1)	16 (10.8)	20 (14.5)	53 (38.4)	48 (34.8)	17 (12.3)	9 (6.4)	26 (18.4)	71 (50.4)	35 (24.8)	51 (11.9)	137 (32.1)	171 (40.0)	68 (15.9)
6 months (n = 408)	31 (21.4)	54 (37.2)	52 (35.9)	8 (5.5)	28 (21.9)	40 (31.3)	43 (33.6)	17 (13.3)	13 (9.6)	38 (28.2)	56 (41.5)	28 (20.7)	72 (17.6)	132 (32.4)	151 (37.0)	53 (13.0)
12 months (n = 391)	39 (28.7)	52 (38.2)	37 (27.2)	8 (5.9)	31 (25.0)	42 (33.9)	35 (28.2)	16 (12.9)	11 (8.4)	39 (29.8)	57 (43.5)	24 (18.3)	81 (20.7)	133 (34.0)	129 (33.0)	48 (12.3)

<sup>a</sup> IBS SSS categories defined according to Francis *et al.*<sup>24</sup> as no symptoms = 0–75, mild symptoms = 76–175, moderate symptoms = 176–300 and severe symptoms = > 300.

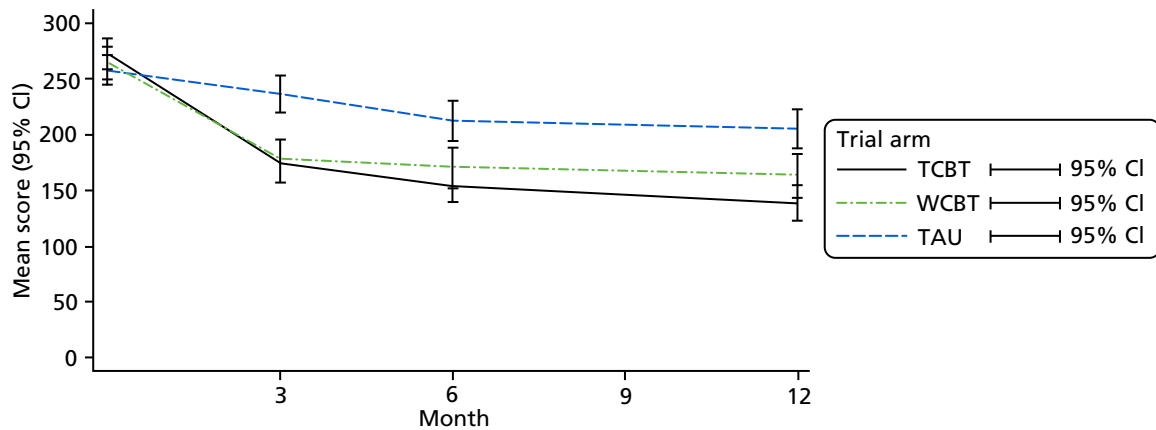
**TABLE 27** Estimated trial arm differences for continuous outcomes (negative differences indicate an improvement)

Observations	TCBT vs. TAU			WCBT vs. TAU		
	Estimated difference (95% CI)	Test (degrees of freedom); <i>p</i> -value	Standardised difference <sup>a</sup>	Estimated difference (95% CI)	Test (degrees of freedom); <i>p</i> -value	Standardised difference <sup>a</sup>
<b>IBS SSS</b>						
3 months	-69.2 (-88.7 to -49.7)	<i>t</i> = -7.0 (367); <i>p</i> < 0.001	0.73	-53.0 (-74.9 to -31.1)	<i>t</i> = -4.8 (237); <i>p</i> < 0.001	0.56
6 months	-58.3 (-80.3 to -36.3)	<i>t</i> = -5.2 (295); <i>p</i> < 0.001	0.61	-35.7 (-58.5 to -12.9)	<i>t</i> = -3.1 (257); <i>p</i> = 0.002	0.37
12 months	-61.6 (-89.5 to -33.8)	<i>t</i> = -4.3 (1581); <i>p</i> < 0.001	0.65	-35.5 (-57.8 to -12.6)	<i>t</i> = -3.1 (275); <i>p</i> = 0.002	0.37
<b>WSAS</b>						
3 months	-3.4 (-4.8 to -2.0)	<i>t</i> = -4.8 (355); <i>p</i> < 0.001	0.40	-3.0 (-4.4 to -1.5)	<i>t</i> = -3.9 (288); <i>p</i> < 0.001	0.35
6 months	-2.7 (-4.2 to -1.2)	<i>t</i> = -3.6 (280); <i>p</i> < 0.001	0.32	-2.5 (-4.0 to -1.0)	<i>t</i> = -3.3 (257); <i>p</i> = 0.001	0.30
12 months	-3.5 (-5.1 to -1.9)	<i>t</i> = -4.2 (268); <i>p</i> < 0.001	0.41	-3.0 (-4.6 to -1.3)	<i>t</i> = -3.5 (258); <i>p</i> = 0.001	0.35
<b>HADS</b>						
3 months	-2.1 (-3.2 to -0.9)	<i>t</i> = -3.6 (306); <i>p</i> < 0.001	0.30	-2.5 (-3.7 to -1.3)	<i>t</i> = -4.0 (261); <i>p</i> < 0.001	0.36
6 months	-2.2 (-3.5 to -0.8)	<i>t</i> = -3.2 (227); <i>p</i> = 0.002	0.32	-2.9 (-4.2 to -1.6)	<i>t</i> = -4.2 (230); <i>p</i> < 0.001	0.42
12 months	-2.8 (-4.1 to -1.5)	<i>t</i> = -4.3 (248); <i>p</i> < 0.001	0.41	-2.3 (-3.7 to -1.0)	<i>t</i> = -3.4 (217); <i>p</i> = 0.001	0.34

<sup>a</sup> Differences were standardised by dividing by the baseline SD for IBS SSS (95.5), WSAS (8.8) and HADS (6.9), respectively.

**Note**

All inferences were derived by MI as described in *Statistical methods*. Each model used *k* = 100 imputations.



**FIGURE 3** The IBS SSS means by trial arm. IBS SSS possible range is 0–500.

The number needed to treat (NNT) to improve the IBS SSS for one case by 50 at 12 months was 3.5 for TCBT and 4.6 for WCBT.

### **Work and Social Adjustment Scale**

The estimated WSAS score differences for TCBT versus TAU were  $-3.4$ ,  $-2.7$  and  $-3.5$  at 3, 6 and 12 months, respectively. For WCBT versus TAU, the differences were  $-3.0$ ,  $-2.5$  and  $-3.0$ , respectively. The comparison of the CBT arms with the TAU arm at all time points showed statistically significant benefits for both TCBT and WCBT. At 12 months, small to moderate effects were found for TCBT ( $p < 0.001$ , standardised effect = 0.4) and WCBT ( $p < 0.001$ , standardised effect = 0.3) (Figure 4). Therapist effects were not detected for any time point or CBT treatment arm.

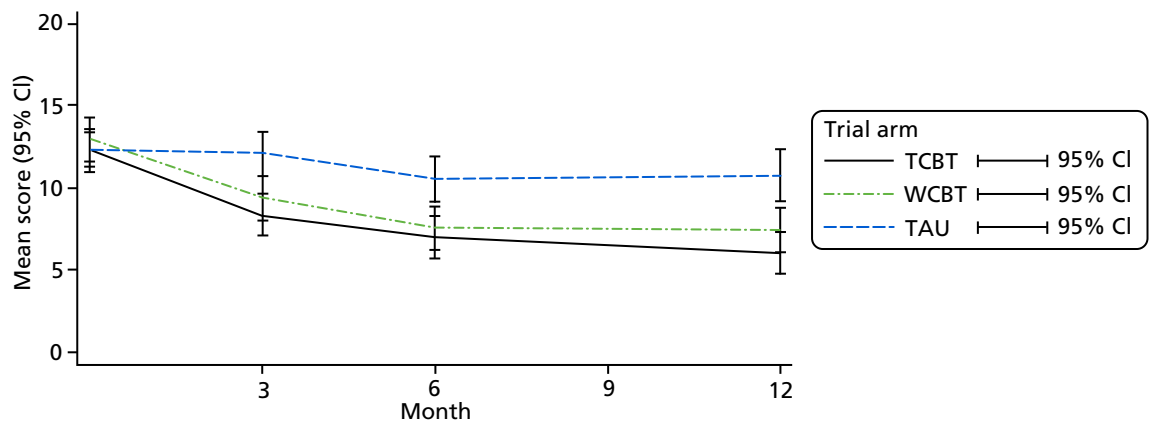
The NNT to improve the WSAS score for one case by 5.9 at 12 months was 5 for both TCBT and WCBT.

### **Secondary outcome measures**

Descriptive summaries for the two binary secondary outcomes, PEQ responder and SGA responder, are provided in Table 26. The responder percentage increased over time for both responder types and in all trial arms. The results of the formal trial arm comparisons are shown in Table 28.

### **Patient enablement**

For the TCBT arm, the odds of being a responder on the PEQ (defined as a score of  $\geq 6$ ) were 13.3, 11.6 and 9.3 (3, 6 and 12 months, respectively) times those in the TAU arm. The ORs for WCBT compared with TAU were lower, at 6.6, 4.8 and 3.5 at 3, 6 and 12 months, respectively, but still indicated large improvements in



**FIGURE 4** The WSAS means by trial arm. WSAS possible range is 0–40.

**TABLE 28** Estimated trial arm ORs for binary outcomes (ratios above 1 indicate an improvement)

Responder	TCBT vs. TAU		WCBT vs. TAU	
	Estimated OR (95% CI)	Test (degrees of freedom); <i>p</i> -value	Estimated OR (95% CI)	Test (degrees of freedom); <i>p</i> -value
PEQ responders				
3 months	13.3 (6.9 to 25.8)	$t = 7.7$ (1347); $p < 0.001$	6.6 (3.3 to 13.2)	$t = 5.4$ (918); $p < 0.001$
6 months	11.6 (6.4 to 20.9)	$t = 8.1$ (1134); $p < 0.001$	4.8 (2.7 to 8.7)	$t = 5.2$ (889); $p < 0.001$
12 months <sup>a</sup>	9.3 <sup>b</sup> (4.5 to 19.3)	$t = 6.0$ (2369); $p < 0.001$	3.5 (2.0 to 5.9)	$t = 4.5$ (1079); $p < 0.001$
SGA responders				
3 months	10.2 (5.8 to 18.1)	$t = 8.1$ (1289); $p < 0.001$	6.4 (3.6 to 11.3)	$t = 6.3$ (824); $p < 0.001$
6 months	6.2 (3.7 to 10.4)	$t = 6.9$ (1637); $p < 0.001$	5.0 (2.8 to 8.8)	$t = 5.6$ (630); $p < 0.001$
12 months <sup>a</sup>	6.1 <sup>c</sup> (2.5 to 15.0)	$t = 3.9$ (2957); $p < 0.001$	3.6 (2.0 to 6.3)	$t = 4.4$ (600); $p < 0.001$

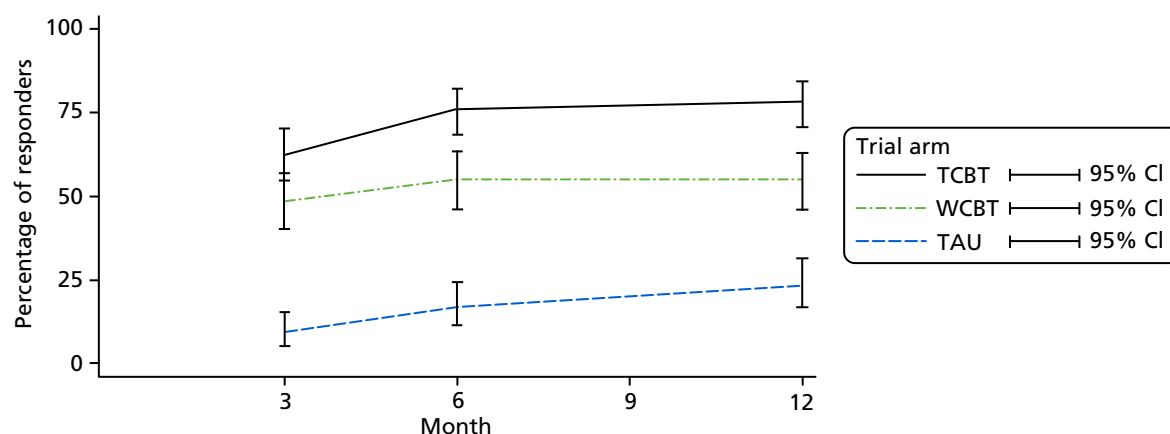
a The 12-month model included therapist effects in the TCBT arm. Thus, these effects are conditioned on therapist.

b The corresponding (lower) marginal ORs within site are 9.0 (Southampton general practices), 9.2 (Southampton secondary care), 9.3 (London general practices) and 9.3 (London secondary care).

c The corresponding (lower) marginal ORs within site are 5.8 (Southampton general practices), 6.0 (Southampton secondary care), 5.9 (London general practices) and 5.9 (London secondary care).

#### Note

All inferences were derived by MI as described in *Methods*. Each model used  $k = 100$  imputations.

**FIGURE 5** The PEQ responders by trial arm.

responder rates (Figure 5). These results were statistically significant for both CBT arms and at all time points, with  $p$ -values of  $< 0.001$  at all times. Therapist effects were detected only in the TCBT arm at 12 months.

### Subject's Global Assessment of Relief

For SGA responders, the ORs were 10.2, 6.2 and 6.1 for TCBT and 6.4, 5.0 and 3.6 for WCBT (3, 6 and 12 months, respectively) (Figure 6). These results were also statistically significant for both CBT arms and at all time points. Therapist effects were again detected only in the TCBT arm at 12 months.

As mentioned above, therapist effects were detected at 12 months for the primary outcome, IBS SSS, and the secondary outcomes, SGA and PEQ. Such effects were seen only in the TCBT arm. To understand these effects, we tabulated the outcome improvements by 12 months by therapist in the TCBT arm. Table 29 indicates that this therapist variability was largely due to lower responses on all three measures in the patient groups that were seen by therapist T2 or tended not have a therapist assigned at all. Participants were randomised only to treatment group, not to therapist. It cannot be assumed that the groups seen by an individual therapist were equivalent.

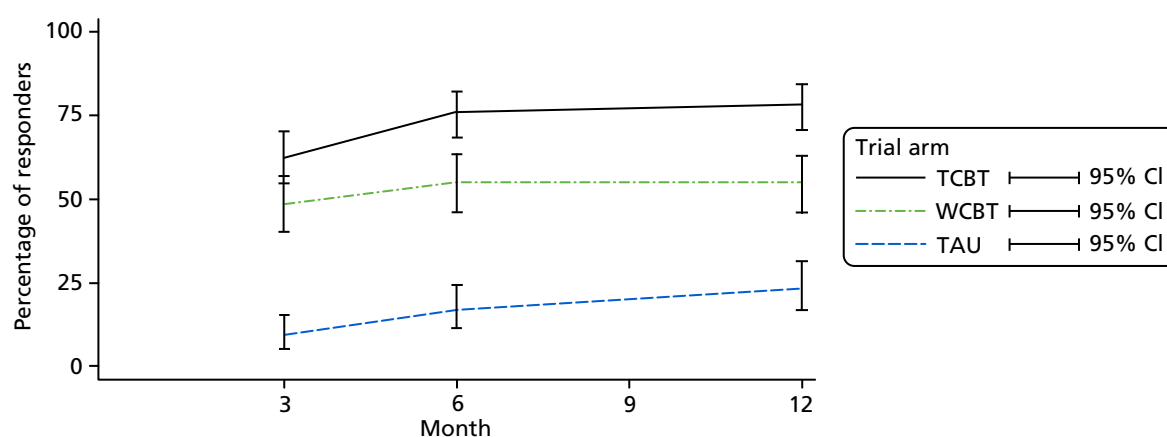


FIGURE 6 The SGA responders by trial arm.

TABLE 29 Response (over time) in the TCBT arm, by therapist

Therapist	Number assigned	Number of participants completing outcomes	Mean baseline IBS SSS (SD)	IBS SSS mean difference (SD)	Responders, n (%)	
					PEQ	SGA
T1	46	38	288.3 (13.3)	-156.8 (15.2)	35 (92.1)	36 (94.7)
T2	9	9	268.3 (48.7)	-37.8 (31.9)	6 (66.7)	6 (66.7)
T3	24	15	279.3 (23.8)	-133.1 (36.1)	13 (86.7)	13 (86.7)
T4	22	17	284.3 (14.7)	-132.6 (20.1)	15 (88.2)	14 (82.4)
T5	11	9	266.5 (19.6)	-140.2 (23.6)	7 (77.8)	9 (100.0)
T6	13	9	278.5 (30.7)	-116.4 (30.1)	6 (66.7)	9 (100.0)
T7	8	5	247.0 (39.6)	-108.6 (42.0)	3 (60.0)	4 (80.0)
T8	36	29	253.3 (15.1)	-84.6 (18.5)	19 (65.5)	21 (72.4)
Mixed <sup>a</sup>	17	7	256.9 (22.1)	-69.9 (48.5)	4 (57.1)	5 (71.4)
Total	186	138	272.3 (7.0)	-119.2 (8.8)	108 (78.3)	117 (84.8)

a This set of participants was either assigned a therapist who saw very few participants or not assigned a therapist at all.

### Hospital Anxiety and Depression Scale

For HADS distress, the estimated differences for TCBT or WCBT compared with TAU were found to be -2.1 for TCBT to TAU at 3 months, -2.2 for TCBT to TAU at 6 months and -2.8 for TCBT to TAU at 12 months, and -2.5 for WCBT to TAU at 3 months, -2.9 for WCBT to TAU at 6 months and -2.3 for WCBT to TAU at 12 months (Figure 7 and see Table 27). These results were statistically significant at all time points and in both CBT arms (Table 29). The effect sizes for HADS, once standardised, were small to moderate. Therapist effects were not detected for any time point or CBT treatment arm.

### General practitioner visits

The number of GP visits recorded in the GP records in the year before and after randomisation were recorded on a notes review form (see Appendix 7). The numbers of visits did not noticeably change and were similar across the three trial arms. The mean number of visits for all arms was between four and five per year both pre and post randomisation (see Appendix 8, Table 41).

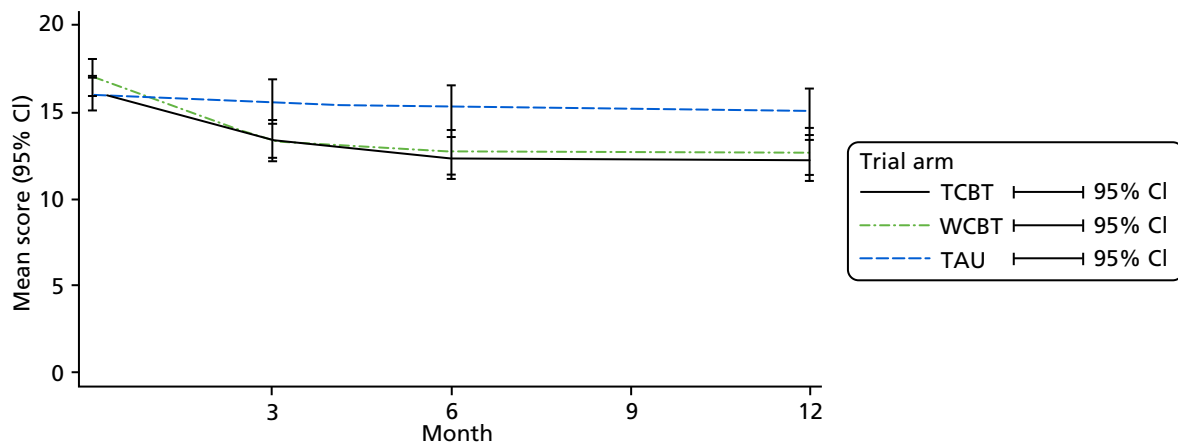


FIGURE 7 The HADS means by trial arm. HADS possible range is 1–39.

### Sensitivity analysis

Four sets of sensitivity analyses were conducted. The first sensitivity analysis assessed the impact of excluding participants who had an IBS SSS at baseline below the inclusion threshold of 75 from the analysis set. (The IBS SSS eligibility criterion was determined at screening.) The second sensitivity analysis looked at the impact of using only observations that were recorded within the prespecified assessment time windows. The third sensitivity analysis evaluated the impact of defining PEQ responders according to an alternative threshold. Finally, the fourth sensitivity analysis explicitly targeted the efficacy rather than the effectiveness of the CBT treatments and assessed the impact of this on effect size estimates for the two co-primaries.

Sixteen participants had scores that were lower than the eligibility threshold when this was reassessed at baseline. In the TCBT arm, three participants were below 75 on the IBS SSS at baseline; in the WCBT arm, eight participants were below this threshold; in the TAU group, five participants were below this threshold. These participants were dropped from the analysis and the co-primaries were analysed in the same way as before. For IBS SSS at 12 months, the estimated trial arm differences were  $-63.0$  (95% CI  $-91.9$  to  $-34.2$ ;  $p < 0.001$ ) for TCBT compared with TAU and  $-35.5$  (95% CI  $-58.2$  to  $-12.7$ ;  $p = 0.002$ ) for WCBT compared with TAU. For WSAS at 12 months, the estimated trial arm differences were  $-3.5$  (95% CI  $-6.1$  to  $-0.9$ ;  $p = 0.02$ ) for TCBT compared with TAU and  $-3.4$  (95% CI  $-4.7$  to  $-2.1$ ;  $p < 0.001$ ) for WCBT compared with TAU. Comparisons of these findings with the original analysis results shown in *Table 29* demonstrate that the analyses were robust regarding the timing of the IBS SSS eligibility assessment.

Participants were asked to record outcomes at 3, 6 and 12 months after randomisation within the prespecified time window, ranging from 7 days before the intended assessment date to 4 weeks afterwards. Treatment effects were expected to be reasonably constant over the 5-week period. For primary outcomes at the 12-month assessment time point, 98 out of 391 (25.0%) IBS SSS values and 98 out of 394 (24.9%) WSAS values were recorded outside this assessment window (see *Table 25*). These participants were dropped from the analysis and the co-primaries were analysed in the same way as before. For IBS SSS at 12 months, the estimated trial arm differences were  $-64.3$  (95% CI  $-93.2$  to  $-35.5$ ;  $p < 0.001$ ) for TCBT compared with TAU and  $-37.2$  (95% CI  $-64.1$  to  $-10.4$ ;  $p = 0.007$ ) for WCBT compared with TAU. For WSAS at 12 months, the estimated trial arm differences were  $-3.3$  (95% CI  $-4.9$  to  $-1.8$ ;  $p < 0.001$ ) for TCBT compared with TAU and  $-3.3$  (95% CI  $-3.8$  to  $10.4$ ;  $p = 0.20$ ) for WCBT compared with TAU. The results demonstrate that, apart from some loss of power (wider CIs), the IBS SSS analysis was not sensitive to outcomes being recorded within the specified time period. However, for the WSAS, power loss was associated with dropping one-quarter of the sample, leading to the WCBT effect becoming non-significant (see *Table 29*).

As we had not anticipated analysing PEQ scores on a binary scale, we confirmed that the substantive analysis results were not sensitive to the choice of threshold for defining a participant to be a 'PEQ responder'. In the main analysis, we considered those reporting a PEQ score of  $\geq 6$  to be responders.

For this sensitivity analysis, we considered responders to be those reporting a PEQ score of  $\geq 4$ . The ORs of being a responder reported at the primary outcome time of 12 months using these criteria were estimated to be 12.7 (conditioned on therapist and stratification site, 95% CI 4.9 to 33.0;  $p < 0.001$ ) for TCBT versus TAU. For the comparison of WCBT with TAU, which was not affected by therapist effects, the OR was estimated to be 4.0 (95% CI 2.3 to 6.9;  $p < 0.001$ ). Comparing these findings with those reported in *Table 30* shows that the definition of a 'PEQ responder' does not affect the substantive conclusions.

An instrumental variables analysis was carried out to assess the efficacy of TCBT and WCBT, based on complete cases. The 12-month efficacy (quantified by CACE) for IBS SSS was estimated to be 71.8 (95% CI 93.7 to 59.9;  $p < 0.001$ ) for TCBT compared with TAU and 50.4 (95% CI 75.2 to 25.5;  $p < 0.001$ ) for WCBT compared with TAU. For WSAS, the estimated efficacy was  $-4.5$  (95% CI  $-6.1$  to  $-3.0$ ;  $p < 0.001$ ) for TCBT compared with TAU and  $-4.2$  (95% CI  $-5.9$  to  $-2.4$  points;  $p < 0.001$ ) for WCBT compared with TAU. This suggests that the intervention might be more efficacious (the effects of actually receiving the intervention stronger) than the effects suggested by the ITT analyses.

### Adverse events

There were 77 recorded AEs in the TCBT arm, 61 in the WCBT arm and 55 in the TAU arm (*Table 30*). We would expect to see an increased rate of reported events in the CBT arms, particularly in the TCBT arm, as the therapists completed AE forms for any AEs that were mentioned during the therapy sessions.

Of these, 18.1% were gastrointestinal related (see *Table 11*). Fourteen of these events were seen in the TCBT arm, 10 in the WCBT arm and 11 in the TAU arm. Of the AEs, 23.3% were psychological events, of which 18 were seen in the TCBT arm, with 17 and 10 events seen in the WCBT and TAU arms, respectively. The other 14 body system codes made up 58.6% of AEs, most individual system codes accounting for  $< 10\%$  of events.

**TABLE 30** Adverse events, by body system code and trial arm

Body system code	Trial arm, n (%)			Overall, n (%)
	TCBT	WCBT	TAU	
1. Cardiovascular	5 (6.5)	1 (1.6)	5 (9.1)	11 (5.7)
2. Respiratory	5 (6.5)	3 (4.9)	6 (10.9)	14 (7.3)
3. Hepatic	2 (2.6)	2 (3.3)	0 (0.0)	4 (2.1)
4. Gastrointestinal	14 (18.2)	10 (16.4)	11 (20.0)	35 (18.1)
5. Genitourinary	5 (6.5)	2 (3.3)	8 (14.5)	15 (7.8)
6. Endocrine	0 (0.0)	2 (3.3)	0 (0.0)	2 (1.0)
7. Haematological	1 (1.3)	0 (0.0)	1 (1.8)	2 (1.0)
8. Musculoskeletal	15 (19.5)	8 (13.1)	4 (7.3)	27 (14.0)
10. Neurological	4 (5.2)	6 (9.8)	0 (0.0)	10 (5.2)
11. Psychological	18 (23.4)	17 (20.9)	10 (18.2)	45 (23.3)
12. Immunological	0 (0.0)	2 (3.3)	0 (0.0)	2 (1.0)
13. Dermatological	2 (2.6)	2 (3.3)	1 (1.8)	5 (2.6)
14. Allergies	0 (0.0)	0 (0.0)	1 (1.8)	1 (0.5)
15. Ear, nose, throat	0 (0.0)	2 (3.3)	4 (7.3)	6 (3.1)
16. Other	6 (7.8)	2 (3.3)	4 (7.3)	12 (6.2)
Missing code	0 (0.0)	2 (3.3)	0 (0.0)	2 (1.0)
Total	77 (100.0)	61 (100.0)	55 (100.0)	193 (100.0)

There were four GI AEs in the TAU arm, one psychological event in the TCBT arm and no events related to the treatment in the WCBT arm that were recorded prior to unblinding as possibly related to the intervention (Table 31). There were two events in each of the TAU, WCBT and TCBT arms for which, prior to unblinding, it was recorded as unknown whether or not they were related to the intervention.

### Protocol deviations

Therapist-related protocol deviations are outlined in Appendix 9.

A full list of protocol deviations can be found in Appendix 9.

## Discussion

### Summary of results

The ACTIB trial was a RCT of TCBT with a patient manual and web-delivered CBT with minimal therapist input (WCBT), both compared with TAU in adults with refractory IBS with a 12-month follow-up. Both therapy arms received TAU as well as CBT. A total of 558 out of 1452 (38.4%) of patients screened for eligibility were recruited: 186 were randomised to TCBT, 185 were randomised to WCBT and 186 were randomised to TAU. The mean IBS SSS was 265.0 at baseline, indicating moderately severe IBS symptoms. The trial arms were well balanced at baseline.

Follow-up rates were 76.5% at 3 months (427/558), 72.9% at 6 months (407/558) and 70.3% at 12 months (392/558). ITT analysis was undertaken with MI.

Compared with the TAU arm, both the TCBT and WCBT intervention arms showed a significant improvement in primary (IBS SSS and WSAS) and secondary outcomes over the trial period. In terms of the two primary outcomes, at 12 months, compared with the TAU arm (IBS SSS of 205.6), IBS SSS were 61.6 lower for the TCBT arm (95% CI 89.5 to 33.8;  $p < 0.001$ ) and 35.2 lower for the WCBT arm (95% CI 57.8 to 12.6;  $p = 0.002$ ). The WSAS score in the TAU arm was 10.8 (SD 9.3) at 12 months, 3.5 lower with TCBT (95% CI 5.1 to 1.9;  $p < 0.001$ ) and 3.0 lower with WCBT (95% CI 4.6 to 1.3;  $p = 0.001$ ). Thus, both primary outcomes were clinically and statistically significant at 12 months.

In terms of secondary outcomes, SGA of relief of symptoms had a 84.8% response rate in the TCBT arm at 12 months compared with 41.7% in the TAU arm (OR 6.1, 95% CI 2.5 to 15.0;  $p < 0.001$ ) and 75.0% in the WCBT arm (OR 3.6, 95% CI 2.0 to 6.3;  $p < 0.001$ ). PEQ had a 78.3% response rate in the TCBT arm compared with 23.5% in the TAU arm (OR 9.3, 95% CI 4.5 to 19.3;  $p < 0.001$ ) and 54.8% in the WCBT arm (OR 3.5, 95% CI 2.0 to 5.9;  $p < 0.001$ ). For HADS, compared with the TAU arm [mean HADS score of 16.4 (SD 6.9) at 12 months], scores were 2.8 (95% CI 4.1 to 1.5) lower ( $p < 0.001$ ) in the TCBT arm and 2.3 (95% CI 3.7 to 1.0) lower ( $p < 0.001$ ) in the WCBT arm at 12 months.

### Strengths and limitations

#### Strengths

To our knowledge, this is the largest trial of CBT for IBS worldwide to date and it has the advantage of a 12-month follow-up and assessment of both a higher-intensity therapist-led CBT (TCBT) and a lower-intensity CBT self-management intervention (WCBT) with a nested qualitative study and health economic evaluation.

The trial was rigorously conducted with high levels of research and clinical governance, a careful trial design, an explicit theoretical model, detailed patient and therapy manuals, a rigorously developed CBT website (Regul8) and highly trained therapists with experience in delivering CBT. The CBT interventions were specifically tailored to IBS rather than more generic CBT, and there was regular clinical supervision and good treatment fidelity.

**TABLE 31** Adverse events, by body system code and relatedness

Body system code	Trial arm (n)														
	TCBT					WCBT					TAU				
	Possible	Remote	None	Unknown	Total	Possible	Remote	None	Unknown	Total	Possible	Remote	None	Unknown	Total
1. Cardiovascular	0	0	5	0	5	0	0	1	0	1	0	0	5	0	5
2. Respiratory	0	0	5	0	5	0	0	3	0	3	0	0	6	0	6
3. Hepatic	0	0	2	0	2	0	0	2	0	2	0	0	0	0	0
4. Gastrointestinal	0	0	13	1	14	0	0	10	0	10	4	0	4	3	11
5. Genitourinary	0	0	5	0	5	0	0	2	0	2	0	0	8	0	8
6. Endocrine	0	0	0	0	0	0	0	2	0	0	0	0	0	0	0
7. Haematological	0	0	1	0	1	0	0	0	0	0	0	0	1	0	1
8. Musculoskeletal	0	0	15	0	15	0	0	8	0	8	0	0	4	0	4
10. Neurological	0	0	4	0	4	0	0	6	0	6	0	0	0	0	0
11. Psychological	0	1	17	0	18	0	0	14	3	17	0	0	10	0	10
12. Immunological	0	0	0	0	0	0	0	2	0	2	0	0	0	0	0
13. Dermatological	0	0	2	0	2	0	0	2	0	3	0	0	1	0	1
14. Allergies	0	0	0	0	0	0	0	0	0	0	0	0	1	0	1
15. Ear, nose, throat	0	0	0	0	0	0	0	2	0	2	0	0	4	0	4
16. Other	0	0	5	1	6	0	0	2	0	2	0	0	4	0	4
Unknown	0	0	0	0	0	0	0	2	0	2	4	0	0	0	0
Total	0	1	74	2	77	0	0	58	3	61	4	0	48	3	55

The baseline tables indicated that the three trial arms had very similar characteristics and, thus, that randomisation appeared to work well.

The results were highly significant in favour of the intervention arms for all primary and secondary outcomes despite positive improvements in outcome in the TAU group; thus, one can be fairly confident that the results are robust.

### Limitations

As with most RCTs, there is a potential for selection bias in the participants entering a trial compared with those with a diagnosis of IBS in the general population. We attempted to reduce this as much as possible by broad inclusive recruitment methods from both primary and secondary care. GPs invited all patients on their lists with a computer record of an IBS diagnosis; patients were also recruited through opportunistic recruitment and posters. However, only approximately 10% responded to the invitations. Among those who responded with a reason for declining participation in ACTIB, the main reasons were that their IBS symptoms did not need further management, they lacked time or they did not want to undertake CBT. Thus, the low response rate to invitation is probably partly a result of a proportion of people invited who no longer had troublesome IBS symptoms. This group would not have fulfilled screening for refractory IBS and would have appropriately self-selected to not participate. However, people with IBS who were unwilling to consider undertaking CBT for IBS are also likely to have declined to enter the trial and so this could affect generalisability of the findings to the wider population of those with refractory IBS. Encouragingly, the age and gender profiles of those invited were very similar to the age and gender profiles of those indicating that they would like to participate and those randomised, which suggests that, in terms of these basic demographics, the sample was representative of the broader population. We did not have data on the ethnicities of those invited so cannot be sure of the representativeness of the sample in terms of ethnicity. A total of 90.9% of those randomised were white, so people from ethnic minorities may have been under-represented.

Follow-up rates were lower than the 80% we had anticipated in the original sample size calculation despite extensive efforts to follow up participants. The 3-month follow-up rate was 76.5% and the 12-month follow-up rate was 70.3%. To mitigate this lower than anticipated follow-up, and to maintain power, we recruited more participants than initially planned (558 were randomised, compared with an initial estimated sample size of 495). In addition, an ITT analysis with MI was used to ensure that the results remained internally valid in the presence of missing data.

### Interpretation of ACTIB results

#### Clinical relevance and magnitude of effect

Our results show a statistically significant improvement in both therapy arms over TAU at all trial time points (3, 6 and 12 months) in both primary outcomes and most secondary outcomes, suggesting that both forms of CBT delivery are effective treatments for IBS when compared with TAU. It is also important to consider the clinical significance of the changes observed. We also found a clinically important improvement at all time points for both therapy arms compared with TAU for IBS SSS. The MCID between groups for IBS SSS was defined a priori in our sample size calculation as 35 (a within-patient change of 50 is deemed a significant clinical change and for group differences we assumed a 15-point placebo response in the TAU arm in the trial).<sup>15,24</sup> We saw a change in IBS SSS greater than the MCID even though the TAU arm had a much greater improvement in IBS SSS than we had anticipated (at 12 months the TAU arm had improved by 52.9 on average compared with baseline). This large change in the TAU arm also highlights the importance of the placebo or Hawthorne effect in trials in IBS and reinforces the importance of having a TAU arm.

The size of the difference in IBS SSS between therapy arm and the TAU arm was greater at all time points for TCBT than for WCBT, which is what would be expected given the significantly greater therapist time input for the TCBT arm (8 hours) than for the WCBT arm (2.5 hours). Previous trials of web-based or

lower-intensity CBT for IBS have commonly shown smaller effect sizes than TCBT for IBS.<sup>43</sup> TCBT also had greater adherence rates, with 84% of patients meeting our threshold for adherence, compared with 70% in the WCBT arm. This is consistent with a systematic review of CBT for depression, which reports greater adherence to individual face-to-face CBT than to guided WCBT.<sup>44</sup> However, the comparisons between face-to-face CBT and WCBT in this review are drawn from different trials.<sup>44</sup> The current study is one of the first studies to include TCBT and WCBT in the same trial.

Although adherence was lower in the WCBT arm, the changes were moderate, clinically significant and, most importantly, sustained at 12 months. Most other minimal-contact IBS interventions have relied on self-referral and shown larger dropout rates among patients referred to treatment.<sup>45</sup> As all IBS patients in participating centres were invited to the ACTIB trial, we can conclude that Regul8 with minimal contact is largely acceptable to a broad range of patients.

### Comparison with results of other studies

Previous research<sup>7,8,20</sup> has shown face-to-face CBT to be helpful for IBS, particularly immediately after completing treatment. However, a Cochrane review<sup>8</sup> concluded that it was unclear whether or not the effects were maintained in the longer term.

In this ACTIB trial, we found that the beneficial results of the TCBT arm were maintained at 12 months. This may be related to the comprehensive CBT manual supplied to participants and the two booster sessions at 4 and 8 months, which were aimed at maintaining improvement. It may also be because the interventions were based on a clear theoretical model that targeted specific cognitive and behavioural responses to IBS symptoms, which gave it good face validity, and participants perceived it to be high quality in the nested ACTIB qualitative study.

In addition, previous research<sup>8</sup> into the use of CBT for IBS found that adherence to therapy was limited, especially with face-to-face therapy, although also with web-based therapy.<sup>43</sup> For instance, in the trial by Kennedy *et al.*,<sup>7</sup> which assessed therapist-delivered CBT, fewer than half of the participants were considered to have completed therapy by the end of the intervention and 41% were recorded as declining therapy or dropping out, often because of time issues such as work and childcare commitments. However, we found good adherence to therapy, with 84% of participants compliant in the TCBT arm and 70% compliant in the WCBT arm. The improved concordance rates may have been because therapy was delivered over the telephone but also because participants were offered flexibility regarding appointment times. A key component of ensuring engagement in the intervention is likely to be the provision of a physiological explanation of IBS symptoms and how these physiological changes may link to factors such as the lack of an eating routine and an autonomic nervous system response to stress.

Some recent small pilot trials<sup>1,12,16,17</sup> have shown promise for web-based CBT for IBS but suggested that some therapist input is needed. Our results indicate that significant improvements in IBS symptoms can be achieved and maintained at 12 months with quite low levels of therapist input (2.5 hours in total). However, our qualitative work reinforces the importance of some therapist input, rather than a standalone website. In the qualitative study, it was found that participants felt that therapists had an important role to play in supporting patients to engage with CBT and to make sense of the therapy and their IBS. Patients valued having therapist support available alongside Regul8 and this may have helped enhance their engagement and outcomes.

### Generalisability of findings

As described in *Strengths and limitations*, we made every effort to ensure that a broad range of patients were included in this trial with recruitment from primary and secondary care from different regions of the UK. This will enhance generalisability of the findings. However, all of those who entered the trial were willing to participate in a trial of CBT for IBS and this may not be the case for all people with refractory IBS. Interestingly, the qualitative findings showed that even those with some initial scepticism about CBT were able to engage with the CBT interventions and make improvements. Other factors that may affect the

generalisability of the results were our sample had limited ethnic diversity and participants were relatively highly educated. We found in the MI statistical model that a high baseline deprivation score was predictive of missing outcomes.

## Conclusion

Both CBT intervention arms showed clinically and statistically significant improvements in IBS outcome measures, compared with TAU, that were sustained at 12 months.

## Implications for health care

Currently, clinicians have few options to offer people with refractory IBS. This study shows that providing CBT has the potential to provide significant improvement in symptoms and is achievable within a NHS setting (NHS therapists delivered the interventions). Both the higher-intensity TCBT and the web-based self-management (Regul8) with minimal therapist support showed significant clinically important improvements in symptom severity. Therapists who currently work in the Improving Access to Psychological Therapies (IAPT) services have suitable skills, are well placed to provide CBT for IBS and could be trained using the manuals carefully developed for this study. A potential option could be a 'matched' approach in which people with IBS are initially offered the most appropriate type of CBT for them, or a 'stepped care' approach in which all patients are offered lower-intensity WCBT and further therapist input is considered for those with particularly troublesome or resistant symptoms. We are currently undertaking a process evaluation that is likely to provide further useful information on which form of CBT is most appropriate for which patients with IBS.

## Recommendations for research

Further research is needed to clarify the best ways to implement CBT for IBS in clinical settings and whether or not CBT therapy effects can be maintained in the longer term.



## Chapter 2 Qualitative study

### Summary

#### *Objectives of the qualitative work*

The objectives were to identify the factors that facilitate or impede adherence to web-delivered and TCBT in patients with refractory IBS, to provide insight into the quantitative results of the ACTIB trial and to identify social and psychological processes of change that took place during the trial.

#### *Background*

Face-to-face CBT has been shown to improve IBS symptom severity and QoL. However, its availability in primary care is limited and its cost-effectiveness is uncertain. Furthermore, it has been associated with high dropout rates. Both telephone- and web-based CBT are becoming widely used psychological interventions to treat a diverse range of medical and mental health conditions. Web-based CBT affords individuals the opportunity to engage in a therapy by overcoming some of the known barriers to traditional face-to-face CBT.

#### *Methods*

Semistructured interviews were undertaken with 52 ACTIB trial participants at 3 months and 42 interviews were undertaken at 12 months post baseline (see *Appendix 10* for interview schedules). Inductive thematic analysis was used.

#### *Findings*

Key themes related to the perceived benefits of CBT, the role of the therapist and the processes by which CBT may have elicited benefits. Perceived benefits of CBT include reduced symptoms and, arguably more importantly, an increased capacity to cope with symptoms, negative emotions and other challenges of daily life. Therapists have an important role to play in supporting patients to engage with CBT and to make sense of the therapy and their IBS. Patients valued having therapist support available alongside Regul8 and this may have helped enhance their engagement, adherence and outcomes. The perceived high quality of the intervention itself also facilitated adherence. CBT appeared to help patients make changes to their ways of thinking and behaving in relation to their IBS, broadly consistent with the theoretical mechanisms of change underpinning this intervention.

#### *Conclusion*

Telephone- and web-based CBT for IBS appears to help patients change how they think and feel about IBS, and can produce benefits that go beyond symptom reduction to more fundamental changes in coping and self-management strategies. If rolled out in practice, such interventions would benefit from offering therapist support alongside any web-based intervention, could be offered to patients despite initial scepticism regarding psychological interventions and could be augmented with longer-term support for maintenance.

### Introduction

Web-based CBT is becoming a widely used psychological intervention to treat a diverse range of medical and mental health conditions, with continued success.<sup>46</sup> Furthermore, a growing body of evidence has shown reliable improvements in mental health conditions if CBT is delivered in a web-based format and accompanied by a text-based manual with therapist support.<sup>47,48</sup> WCBT provides individuals with an opportunity to access a psychological therapy that they would otherwise not have access to. Irrespective of the documented success rates for CBT in IBS,<sup>6</sup> it is not without its significant barriers to access and implementation. For example, there are shortages of adequately trained individuals to run sessions; getting

to a session can be a burden because of issues around travel, family and cost; individuals do not always have the time to attend sessions for various personal and professional reasons; individuals are known to experience various psychosocial issues such as embarrassment and stigmatisation; and not all people who are offered help take it up because of a limited perceived need for treatment and a preference for managing their condition independently.<sup>49-55</sup> In addition, findings from RCTs of WCBT have found it to be comparable to face-to-face CBT<sup>56</sup> in the development of a therapeutic relationship.<sup>57</sup>

In a study by Hadjistavropoulos *et al.*<sup>58</sup> exploring participants' views on therapist-assisted WCBT, participants completed, on average, 8.57 of the 12 modules over 18 weeks, with approximately 51% completing all 12 modules.<sup>58</sup> Acceptability of this form of therapy was rated as high (mean 5.58, SD 1.52) on a rating scale of 0 to 7. Furthermore, participants reported valuing the information they were given (e.g. 'knowing I am not alone' and 'finally having access to good information') and the skills they learned (e.g. 'challenging negative thoughts'). Participants also acknowledged the role of the therapist in their experiences of WCBT, noting 'really a good therapist is what has kept me here', and how they benefited from the therapist's support (e.g. 'the best part were the email exchanges'). More importantly, participants noted a preference for web-based CBT over face-to-face CBT because of 'more frequent treatment than seeking a counsellor'. Another such study<sup>59</sup> found that participants like the anonymity that this mode of therapy provides. There appears to be a variation in how people respond to and engage with the programmes and participants need a differing amount of support to keep them engaged. However, the qualitative research on the use of non-face-to-face CBT for health conditions is limited.

Moreover, Hadjistavropoulos *et al.*<sup>58</sup> noted that most participants reported negative aspects of CBT rather than WCBT, for instance with regard to completing the recommended homework (e.g. 'the exercises after each module') and not liking certain aspects of CBT that involved confronting their fears (e.g. 'worry exposure').<sup>58</sup> Regarding the WCBT, it was found that motivation was a particularly hard aspect of completing the web-based modules, and participants found it difficult to open up to a therapist about their problems (e.g. 'having to put everything into words'). Conversely, it was also found that some of the participants felt that they needed more contact with the therapist (e.g. 'communication only being weekly') or that the information was too generalised (e.g. 'the fact that it was generalised'). Furthermore, when asked about limitations of WCBT, participants expressed that they 'can't really think of a worst part!'

Specific to IBS, the MIBS feasibility study<sup>60</sup> is the only known trial to date that has explored whether or not an internet-delivered CBT programme is acceptable to IBS patients. Using qualitative methods, this study found that, on the whole, participants perceived web-based CBT positively. In reporting their findings, Tonkin-Crine *et al.*<sup>60</sup> noted that 'the website was well designed and easy to understand and use', although 'a user had to be self-motivated to work through the material'. Participants engaged with the website to varying degrees, with some having limited or no engagement because 'they did not find the website relevant to them' or 'the website was too impersonal'. Participants differed in terms of the aspect they engaged with most; for example, some found cognitive aspects, such as challenging negative thoughts, most helpful, whereas others found the website more helpful for encouraging lifestyle changes.<sup>60</sup>

Exploring participants' experiences of complex interventions and other health interventions has many benefits that quantitative measures cannot capture,<sup>61,62</sup> for example to examine whether or not the intervention was delivered as it was intended, to explore the deliverers' and participants' responses to the intervention, to explore reasons for the findings and to explain variations in effectiveness within the sample.<sup>62</sup> Similarly, others<sup>63,64</sup> have found that interviewees find the interview an opportunity for self-reflection, appraisal, catharsis, their conditions being validated and a feeling of being listened to. Furthermore, inductive qualitative methods allow an in-depth insight into a topic area and can add valuable information to quantitative analysis to enrich the data as a whole, for example by explaining how an intervention may succeed or fail, how the intervention can be optimised and how acceptable the intervention was to participants.<sup>63</sup>

The current qualitative study was nested within the ACTIB RCT. As previously mentioned, the ACTIB trial aims to determine the clinical effectiveness and cost-effectiveness of TCBT and WCBT in IBS. At present, there is a dearth of literature exploring the use of telephone- and web-based CBT for IBS, so this qualitative study will add to what is already known while supplementing the quantitative findings.

## Aims and objectives

The overarching aim was to explore patients' experiences of the CBT for IBS. The objectives were to identify factors that facilitate or impede adherence to web-delivered and therapist telephone-delivered CBT in this patient group, to provide insight into the quantitative results of this complex trial and to identify social and psychological processes of change that took place during the trial. The purpose was to use qualitative methods to add scientific value concerning understanding of change processes and practical value concerning the relative merits of each type of CBT and delivery issues to attend to in any future widespread implementation.

## Methods

### Design

This qualitative study was nested within the main ACTIB trial. Semistructured interviews were subjected to thematic analysis, incorporating techniques from grounded theory and framework analysis. Data collection and initial analysis proceeded iteratively, with coding beginning after completing the first few interviews and informing subsequent interviews. The analysis was data driven (i.e. inductive) in that the researchers sought to identify themes in the data rather than imposing any pre-existing interpretive framework. Subsequently, inductively identified themes were compared across subgroups, mapping the qualitative findings against prespecified quantitative data. This approach enabled the strengths of qualitative data and inductive analysis to be realised while also relating these findings to their context, that is, the main trial.

### Ethics consideration

At the beginning of the trial, all trial participants completed an online consent form (see *Appendix 2*) and agreed to be contacted to discuss their involvement in a qualitative interview at 3 months post baseline (i.e. post treatment) and at 12 months post baseline. On subsequently being invited to take part in interviews, the purpose and scope of the interviews were reiterated. Before commencing each interview, interviewers obtained and recorded oral consent. All interviews were anonymised on transcription; pseudonyms and/or participant numbers have been used throughout the reporting of this study, and to minimise the risk of participant identification, combinations of multiple participant characteristics are not reported at an individual participant level.

The qualitative study was included in the main ethics application approved by the NRES Committee South Central – Berkshire (REC reference 13/SC/0206) on 11 June 2013. The interview topic guides were approved by the same committee on 4 February 2014.

### Sampling and recruitment

The aim was to interview a diverse sample of approximately 17–20 interviewees per arm at baseline (i.e. 10–12%). Interviewing participants from each active arm allows factors to be identified that relate to adherence and change processes; including participants from the TAU arm provides insight into the quantitative results. Interviewing the same individuals at 3 and 12 months allows greater depth to explore change processes over time and the potential to better understand any differences in the quantitative results between 3 and 12 months. Interviewees were sampled purposively to encompass variety in gender, age, ethnic background, baseline symptom severity scores, recruiting site (London/Southampton) and setting (primary/secondary care). Sampling for variety on such key characteristics helps ensure that the qualitative findings capture the breadth of participants' experiences and are not dominated by any one subgroup.

Participants were invited in batches to permit iterative sampling, interviewing and analysis. The researchers attempted to contact participants via two e-mails, one text message and two telephone calls, after which no further attempts were made. In total, 100 trial participants were contacted in this way. Recruitment to interviews ended when no new themes emerged and existing themes were well developed within a diverse sample. The ACTIB trial recruited a total of 558 participants, 52 of whom were interviewed.

### Interviews

Semistructured interviews were used to elicit interviewees' experiences of taking part in the trial and IBS more broadly. Separate topic guides for the 3- and 12-month interviews (see *Appendix 10*) were developed collaboratively by the research team and refined after being piloted with two people with IBS. The topic guides comprised a series of open-ended questions and prompts used by the interviewer to elicit participants' experiences of, reflections on and thoughts and feelings about the trial within the broader context of managing IBS. The questions were open ended and designed to elicit concrete descriptions of interviewees' experiences and reflections thereon. The questions were grouped into four sections: taking part in the trial and trial treatments, other treatments tried for IBS, experiencing and managing feelings and thoughts about the future. Topic guides were used flexibly to ensure that interviewees covered all required topics while allowing for interviewees to introduce unanticipated issues and to have some control over the flow of the interviews. Interviewees were offered the choice of being interviewed by telephone or face to face. All interviews were audio-recorded using a digital audio-recorder.

#### The 3-month interviews

The 3-month interviews explored interviewees' experiences of taking part in the trial and the treatment they were allocated to, their experiences of other treatments for IBS and their thoughts about the future. Most of the interviews were conducted by a female research assistant ( $n = 42$ ) and the remainder ( $n = 10$ ) were conducted by a male postgraduate student. Most 3-month interviews were conducted over the telephone ( $n = 42$ ); the remainder were conducted face to face at the request of participants ( $n = 10$ ). The 3-month interviews lasted from 23 to 116 minutes (mean 56 minutes). They took place over a 19-month period (between September 2014 and July 2016).

#### The 12-month interviews

The 12-month interviews explored interviewees' reflections on taking part in the trial and the treatment they were allocated to, any other treatments they had tried since the 3-month interviews and their thoughts about the future. The 12-month interviews were all conducted by a female research assistant. Forty were conducted over the telephone and two face to face. These interviews lasted from 11 to 107 minutes (mean 45.52 minutes). They took place over a 23-month period (from July 2015 to June 2017).

### Analysis methods

Interviews were transcribed verbatim with identifying details (e.g. names) removed. Analysis began on completion of the first few interviews and proceeded iteratively; this allowed early insights or puzzling findings to be explored more fully in later interviews and, if necessary, for improvements to be made to the topic guide and interviewing technique. An inductive thematic analysis employing supplementary techniques from grounded theory<sup>65,66</sup> was used to code the data and to identify themes that captured key concepts and processes. The thematic analysis procedure outlined by Braun and Clarke<sup>67</sup> was used, moving (as recommended) backwards and forwards through the phases, rather than approaching the analysis in a linear fashion. These phases were supplemented with techniques from grounded theory, as shown in *Table 32*.

NVivo version 11 (QSR International, Warrington, UK) was used to facilitate data management and coding and to undertake thematic comparisons across subgroups of participants. In addition to the analytic procedures described above, the following procedures were used to enhance the trustworthiness of the analysis: multiple researchers contributed to the analysis to avoid producing idiosyncratic interpretations, a 'member check' was conducted whereby interviewees were invited to comment on summaries of their interviews, an audit trail was produced to enhance transparency, including memos and a coding manual, and field notes were written after each interview to capture initial impressions and non-verbal/contextual observations.

**TABLE 32** Analytic techniques from thematic analysis and grounded theory

Phase	Thematic analysis	Supplementary techniques
1	Familiarisation with the data through reading and re-reading transcripts	Listen to audio-recordings
2	Generate initial codes	Line-by-line open coding on a portion of the data; constant comparison
3	Searching for themes	Constant comparison; identifying key concepts in the data; write memos
4	Reviewing themes for fit with coded extracts and entire data set; generate a thematic 'map'	Constant comparison; search for negative/deviant cases; generate case summaries for individual interviewees to capture whole stories and changes across the 3- and 12-month interviews
5	Defining and naming themes and their inter-relations	Constant comparison
6	Reporting: select compelling examples, final analysis and contextualisation with the literature and research objectives	Identify the limits of the analysis

## Findings

### Participants

Fifty-two trial participants took part in 3-month interviews; their characteristics are shown in *Table 33*. Ten individuals declined to take part in follow-up interviews: five from each of the CBT arms. Forty-two interviewees were interviewed again at 12 months; their characteristics are shown in *Table 34*. The reasons participants did not take part in the second interview were that they had no time available in their schedule ( $n = 3$ ), they had childcare responsibilities ( $n = 2$ ) or they were not contactable ( $n = 5$ ).

**TABLE 33** Baseline characteristics of interviewees at 3 months

Characteristic	Trial arm			Total ( $N = 52$ )
	TCBT ( $N = 17$ )	WCBT ( $N = 17$ )	TAU ( $N = 18$ )	
Gender ( $n$ )				
Female	13	14	13	40
Male	4	3	5	12
Ethnicity ( $n$ )				
African	1			1
Indian			1	1
Irish			1	1
White				
Asian	1			1
British	11	12	15	38
Other	4	4	1	9
Other		1		1
Age (years), mean (SD)	39.94 (11.71)	42.41 (17.31)	39.72 (13.23)	40.67 (14.06)
IBS SSS, mean (SD)	283.37 (117.11)	259.65 (124.39)	236.83 (86.36)	259.54 (109.61)
Recruitment site ( $n$ )				
Primary care	11	13	11	35
Secondary care	6	4	7	17

**TABLE 34** Baseline characteristics of interviewees at 12 months

Characteristic	Trial arm			Total (N = 52)
	TCBT (N = 17)	WCBT (N = 17)	TAU (N = 18)	
Gender (n)				
Female	10	9	13	31
Male	3	3	5	11
Ethnicity (n)				
African	1			1
Indian			1	1
Irish			1	1
White				
Asian	1			1
British	8	9	15	31
Other	4	3	1	8
Other		1		1
Age (years), mean (SD)	40.38 (12.26)	45.00 (18.63)	40.82 (12.76)	41.88 (14.31)
IBS SSS, mean (SD)	290.62 (128.26)	219.58 (123.01)	232.53 (87.54)	246.81 (113.03)
Recruitment site (n)				
Primary care	6	9	10	25
Secondary care	7	3	7	17

***Facilitators to and barriers of web-delivered and therapist telephone-delivered cognitive-behavioural therapy for irritable bowel syndrome***

The facilitators to and barriers of engaging with CBT for IBS can be best understood within the broader context of interviewees’ previous experiences of IBS treatments and their reasons for entering the ACTIB trial. A focused analysis of 3-month interviews was conducted to explore interviewees’ experiences of seeking and appraising treatments for IBS before entering the trial.<sup>68</sup> In summary, this analysis demonstrated that interviewees entered the trial having previously tried a diverse range of treatments for IBS without satisfactory effects on their symptoms or QoL. Accounts of treatment seeking were characterised by a sense of being trapped within a ‘vicious cycle’ of alternating hope (for new treatments) and despair (on finding them ineffective). A desperation and willingness drove interviewees to try any treatment modality available if it offered potential relief. Interviewees derived hope that a new treatment would resolve their symptoms (at the extreme, provide a cure) from various sources, including word-of-mouth recommendations, internet sources, marketing claims and advice from health-care professionals. Treatments that had been tried included various medications (prescribed and over the counter), special diets and complementary or alternative therapies. Interviewees appraised treatments for their effects on symptoms and QoL while also considering, but rarely prioritising, other aspects, including convenience of the regimen itself in the broader context of one’s personal social and working life, whether or not it addressed the perceived root causes of IBS, perceived side effects and adverse impacts on QoL, and cost. On finding a treatment to be ineffective, disappointment often ensued before the search resumed for a more effective remedy for ongoing symptom flare-ups. Repeated disappointing experiences contributed to some interviewees feeling exploited by marketing companies, having reduced confidence in health-care professionals and feeling negatively about themselves and their QoL. Escaping the vicious cycle was helped when individuals found some symptom relief and began to accept that their IBS might need ongoing self-management rather than continuing to hope for a cure.

The invitation to take part in the ACTIB trial thus came to people within a complex context of treatment-seeking behaviours and disappointing experiences. Some of the reasons people gave for enrolling in ACTIB strongly reflected this context. For example, interviewees talked about wanting help with their IBS, being willing to try anything that might help or provide new insight into their IBS, wanting to try a non-medical approach in general or CBT in particular (having tried many medications previously), feeling that their GP had nothing else left to offer them and feeling frustrated or down about their ongoing symptoms and reduced QoL. Less commonly described reasons for participating were altruistic (e.g. to help research and other patients in the future) or passive (e.g. because they received an invitation from their GP):

*I was interested when I first heard about it because – of it being about CBT as a treatment because I've tried all the medications that my GP had suggested.*

*ID40370, TAU, 3 months*

*I was just feeling really miserable about my symptoms and – and anything would help, really.*

*ID28570, WCBT, 3 months*

Typically, interviewees were commencing CBT with some hope that it would provide either a cure or effective relief, but this hope was often tempered by a long history of disappointing experiences of treatments. At the most extreme, some interviewees described fearing that CBT would become another in a long line of disappointing treatments, whereas others were simply desperate for some relief:

*I did the programme at a time when I was desperate to find a solution, so I was really willing to – give it a try; so I was motivated, but same time I really didn't believe it would.*

*ID40015, TCBT, 12 months*

### Facilitators

Two key factors appeared to facilitate engagement with both forms of CBT in the trial: the perceived high quality of the intervention itself and the relationship that patients developed with their therapist. Interviewees reported finding the materials and sessions informative and well structured, and liked particular features, such as having some flexibility to self-pace, the follow-up sessions and reminders, the online/telephone format and the ability to refer back to materials at a later date. The relationship that patients developed with their therapist encouraged interviewees to continue engaging with both therapist telephone-delivered and web-delivered CBT. Especially (but not only) in the TCBT arm, this relationship helped interviewees to overcome challenges and to make sense of their experiences over the course of therapy; interviewees particularly valued working with the same therapist across all sessions and praised their support, compassion and professionalism:

*Well I liked the fact that – I was not left on my own, I was just – I had someone to talk to and actually follow the progress and then – it was really good because there were some really – there were some times when it was quite hard, like emotionally – I mean things happened last year and at some point I think – I think the symptoms got – they actually began to get worse again and then the fact that I could speak to [therapist] about this, she explained and we went through everything, I think it just really helped, because I think – a month into the programme I would have given [up] because of what happened. And because [therapist] was there, she really gave me the support I needed at that point, so it was really good. I mean otherwise I think I would have stopped the programme before I finished it.*

*ID40015, WCBT, 3 months*

Interviewees from the WCBT arm appeared to value the therapist interactions (which took the form of telephone support calls) predominantly in practical terms (as reminders and/or opportunities to clarify and

ask questions about the materials) or in terms of feeling supported and listened to (i.e. having someone to talk to about their IBS):

*Except that it made me feel a bit better, to talk to somebody who understood, that I had the freedom to talk about these things that people don't normally talk about and other people don't really want to hear. So it was nice to be able to talk to someone about that and be listened to with some understanding; that was great and that was helpful in that sense.*

*ID39958, WCBT, 12 months*

A sense of progression during the trial also appeared to encourage some participants to continue engaging with CBT. This could take the form of experiencing early improvements in symptoms and/or revising and then introducing new topics in each session:

*Literally after the second week of doing it, sort of reading through the books and then – talking to [therapist] for the hour and going through everything, it was brilliant and the fact that it did really help, you know, week by week we were talking about different behaviours and – and I think, literally, I sort of saw improvement quite quickly really.*

*ID24527, TCBT, 3 months*

### Barriers

An initial scepticism about having CBT for IBS was a potential barrier to engagement mentioned by interviewees from both CBT arms. This scepticism appeared to be driven by having a physical model of IBS, in which there was no logical place for mental processes such as thoughts and feelings. However, many of the interviewees who described initial scepticism also typically reported overcoming this during therapy, suggesting that the intervention materials successfully addressed this issue for most people:

*To be honest, when I started I was very sceptical, I couldn't see how thought processes and things would actually affect your tummy, but when it's explained through the literature and when you speak to a therapist, you can really see the connection between how you think and how your tummy reacts and – I think it just takes somebody to tell you . . .*

*ID25119, TCBT, 3 months*

The demands that the interventions made on the interviewees and their time presented an ongoing barrier or challenge to engagement with both web-delivered and therapist telephone-delivered CBT. Participants in both therapy arms referred to the need for self-discipline to complete the homework tasks in the CBT programme. A few interviewees felt that the web-delivered sessions were repetitive, which exacerbated the sense of the intervention making excessive demands on their time:

*I found it hard um . . . I'm not very good at doing homework and never have been and I don't suppose I was, um . . . so where it's given my homework to do, I've not – I've not been, um let's say a grade A student.*

*ID21339, WCBT, 3 months*

**Interviewer:** *What did you dislike about being in this group?*

**Participant:** *I think probably the discipline of having to do the homework, but then I wanted to do the – it's kind of a bit of a paradox; I wanted to do the homework because I'm keen to participate and kind of make the best of it, but it's kind of remembering to do it and – having something else to do during the week.*

*ID25044, TCBT, 3 months*

Some interviewees from the WCBT arm reported disengaging with therapy when they felt that the materials were not right for them. This manifested in three main ways:

1. Some interviewees felt that the materials did not provide for their particular level of symptom severity (typically, they felt that their symptoms were more severe than those described in the materials).
2. Some felt that they were not learning anything new about IBS, often describing how they had had it for many years and had already tried the strategies recommended by Regul8.
3. Some felt that the topics were covered in the wrong order for them; for example, they wanted to address stress earlier on so that they would then feel better able to engage with other topics:

*I've followed all the little sections on the trial, looking at your diet, looking at your stress, looking at your activity and I've kind of gone through all of those on my own in the last few, you know, over the years. So from – from my point of view, I didn't get an awful lot out of it because it was already telling what I already knew.*

*ID20066, WCBT, 3 months*

A sense of reluctance about, or discomfort with, talking about IBS symptoms was an initial deterrent for some interviewees, particularly, but not only, those allocated to the TCBT arm. It may have been that the increased frequency and intensity of telephone conversations in the therapist-delivered group helped these individuals to become more accustomed to speaking about their symptoms and to be more at ease with their specific therapist than those in the web-delivered group, who received fewer telephone calls:

*I did think it is odd to do counselling over the phone, but now I think – actually – it doesn't matter, it doesn't really matter at all as long as the counselling is good.*

*ID40210, TCBT, 3 months*

*The phone calls were OK but I wasn't as comfortable discussing stuff over the phone.*

*ID40567, WCBT, 12 months*

### **Insight into the quantitative results of ACTIB**

The quantitative results showed that, compared with the TAU arm, both the TCBT and WCBT intervention arms showed significant improvement in primary (IBS SSS and WSAS) and secondary (PEQ and SGA of relief of symptoms) outcomes. Expanding on these results, interviewees described, in their own words, the benefits that they perceived as resulting from their participation in ACTIB and, specifically, from the CBT that they received. The majority of participants in the therapy arms reported improvements that they attributed to CBT. Perceived benefits included symptom-related improvements (e.g. reduced symptoms and less severe symptoms), reduced use of medications/other health services and broader improvements in coping (e.g. with symptoms, emotions, stress, life events, interpersonal relationships) and QoL (e.g. confidence in daily life, re-engaging with social activities):

*I think it is much improved really; I've not had as much sort of constipation as what I used to have, so – so yes – for me, it has been really, really good.*

*ID24547, TCBT, 3 months*

*Previously I would maybe see the doctor every 6 months maybe or when I was about to have a flight or a journey or some stressful situation and I'd end up with some omeprazole or something, to stop acid and IBS-type symptoms. And I haven't had to do that for all of the time since the course finished, the ACTIB course finished.*

*ID20822, TCBT, 12 months*

*I think, in a way, it has helped me cope with some of the emotional side of that better than if I hadn't had any therapy. I mean actually I think probably if I hadn't had the CBT at all and I'd gone through the same problems, I would be even worse than it is at the moment.*

*ID40210, TCBT, 12 months*

*I've learned some new things about the condition and things that you can do to – help any symptoms when they come on and they were things that were different, from things I've been told by the doctor.*

*ID20068, WCBT, 12 months*

*But I mean overall I've seen a huge difference in who I am, how I am, what I say, think, how I behave and my outlook on life; there has been a lot of changes in that sense.*

*ID10074, WCBT, 12 months*

*... [it has changed] the way that I feel about my IBS, it's just something there and if it happens it happens and I can deal with it, whereas it's not kind of overtaking my life any more.*

*ID28570, WCBT, 12 months*

*Yes, I think it's really helped me to – not ignore my symptoms, but to see them for what they are and so knowing that, OK, I know what's happening now, I know why it's happening, but still [carry on with] my day-to-day life much more confidently. I think I've become more confident and will just go out anyway and stuff like that.*

*ID25044, TCBT, 12 months*

It is possible that some of the subjective perceived effects of CBT had not been fully captured by the quantitative outcome measures. A small number of interviewees described struggling to express their experiences within the confines of the questionnaires:

*Some questions I felt you could elaborate on, um [Interviewer: Uh huh], for instance, if it said – 'does it stop you going out?'. I mean, I could put yes, but I – I said no because I force myself to go out, but just to answer no, it makes you feel like you're not worrying about it.*

*ID21140, TAU, 3 months*

*So it's been very frustrating and it's frustrating because – my experience of IBS – does not seem to fit the questions.*

*ID39958, WCBT, 3 months*

A few interviewees reported not experiencing benefits from CBT, particularly in the longer term, when interviewees talked about forgetting or neglecting newly learned practices and finding old habits returning:

*I would like to say that – things changed and it was helpful . . . but . . . but I don't think so.*

*ID39958, WCBT, 12 months*

*I found it very helpful at the beginning, and obviously as time [fades], you forget about the practices.*

*ID40192, TCBT, 12 months*

### **Potential social and psychological change processes**

In addition to the changes in symptoms, QoL and other 'outcomes' described above, interviewees talked about changes that might have contributed to these outcomes. Notably, many of these changes mapped well onto the theoretical model underpinning CBT. For example, interviewees described changes in the attitudes, beliefs and behaviours that are broadly consistent with the CBT model of IBS:

*So I think – there isn't enough – promotion of anxiety and stress and things that can make your IBS worse; so I think understanding that more and [learning] techniques to help manage those situations has helped.*

*ID40567, WCBT, 12 months*

*I have now come to understand that the physical is just the manifestation of what is going on in the head.*

*ID10074, WCBT, 12 months*

*I don't know what your name for them was but there are reminders of things to say or do just to remind yourself of – of some of the thought processes. And I had three or four of those as tools to use, so if I did feel the anxiety coming on then a little bit of deep breathing, diaphragm-type breathing, I felt that that was the solution and if it was a solution or not, it worked. So that gives you confidence and that works. Also looking – looking at things from a much wider perspective, so – look at the evidence, that was another one, a real little trick. You're sitting in an aeroplane, everyone around you is just chatting, reading their books, having drinks, nobody's fretting and getting unwell or anything; it's just a journey. So the evidence all around you is overwhelming and positive, compared to the tiny little bit that your brain is trying to manoeuvre you into, to feeling negative or anxious. So that's another little tool I've remembered and set aside to use if I need to. All those things like eating well, going to bed earlier, exercise. Another one: if I feel that I'm going to have a situation where stress has built up to a point, I can sense, if you like, the triggers of maybe being a bit forgetful or whatever and your mind being too much on stressful things, to get some exercise and get the cortisol levels down and do something physical. So I've maintained physical exercise that I hadn't had before the CBT, which I think is probably favourable, as well.*

ID20822, TCBT, 12 months

*I started thinking to myself, you know, I don't need to stress and worry about it, there is a toilet here, it's there if I can use it, which has helped, because I used to go home early from parties and things like that with a tummy ache. But now I can just think, you know, I'm working myself up about it and then, more often than not, the feeling goes away and then I'm absolutely fine.*

ID25119, TCBT, 3 months

*I think like with the thoughts, just being aware of the sort of things that can kind of perpetuate the cycle of stress. I think catastrophising or black-and-white thinking and things like that, I think I can see them in myself and I think just being aware of that, you can kind of try and take a back step and see it in another way and re-evaluate the situation.*

ID26417, TCBT, 3 months

Interviewees also described gaining greater insight into the nature of IBS. Crucially for some, this entailed the realisation that they should no longer be seeking a single curative treatment. In other words, it helped them to break out of the vicious cycle of treatment seeking that had characterised their approach before enrolling in ACTIB. This was made easier by having gained effective coping strategies from the CBT:

*Well managing stress and obviously helping to reduce or minimise the flare-ups of the IBS; that's the benefits that I got out of it; understanding what's happening, I suppose is a benefit, because when you understand something a lot better, you're better prepared to deal with it, so that's obviously very important, very useful.*

ID20850, TCBT, 12 months

*I think that I understand a bit more about my IBS and stop thinking that there is going to be one solution to this, because before I used to think that.*

ID16045, TCBT, 12 months

*I just think that I can cope much better with my symptoms, which is maybe not that – has helped me with not having so many bad stomach aches, because I sort of do know how to manage my symptoms now. Before, I think my mindset was – I'm never going to get over this, it's not going to go away; whereas now I can understand – it doesn't stop me – my symptoms don't stop me from doing stuff.*

ID24547, TCBT, 12 months

For some participants, the CBT offered during the trial seemed to improve their understanding of emotional states and triggers:

*I do think that – the therapy [received during the trial] I guess, because I think sometimes you – you don't – know what triggers your emotions and I think, you know, going on the sort of different courses has helped understand how to control and trigger.*

ID24547, TCBT, 3 months

*The CBT has helped untangle what upsets me sometimes [Interviewer: OK] or what – like – how I feel about things and writing it down. Previously it's been quite difficult to figure out how I feel about things. [Interviewer: OK] I just can't figure it out – but now I can figure it out a bit better, because I think – if it's manually written down, I felt like this – this made me feel this – and then I've looked down the sheet and then I'm like, OK, so I feel anxious a lot of the time.*

ID33746, WCBT, 3 months

Furthermore, only participants from the CBT groups tended to describe their personalities as strong or resilient when talking about problem-solving emotions, suggesting that they felt more empowered than the TAU group. A sense of empowerment to manage negative emotions was a common pattern reported by the CBT participants when asked about their experiences of the main trial. The way CBT participants talked about a perceived increased control over their IBS symptoms, gained through new self-management techniques learned during the study, may have had an impact on the way they subsequently identified and described active coping strategies related specifically to managing their negative emotions. Furthermore, emotional regulation may have been addressed with some individuals if it arose as a pertinent issue in the therapy sessions:

*I think it's just when I feel very negatively about something, I actually do something to correct it. So I'm not someone who just accepts the situation; I've got quite like a strong fighting personality, so – so when things get too negative, then I just – I just change them.*

ID40015, TCBT, 3 months

*Negative feelings? [. . .] so I'm not a negative person and when I deal with negative things, I try and turn it around to positive.*

ID40102, TCBT, 3 months

Participants receiving CBT also explained in more detail the analytical processes that allowed them to reframe a situation. Some explicitly acknowledged the positive role CBT played in changing their thought processes:

*Yes. I think I am getting better because – so yes – they're going down because I'm more aware of – that the feelings that I'm getting, I can recognise a bit more when I'm feeling anxious or when I'm feeling stressed. And I am trying to put into use the things I've learned from my online sessions and my sessions with the therapist [. . .] Yes, so the sessions have helped with that, the way you have to think about what's causing you to feel like that and what's the worst that can happen; kind of breaking it down to try and think better or more helpful thoughts. So that's what I'm trying to do now.*

ID40567, WCBT, 3 months

*I think, in a way, it has helped me cope with some of the emotional side of that better than if I hadn't had any therapy. I mean actually I think probably if I hadn't had the CBT at all and I'd gone through the same problems, I would be even worse than it is at the moment.*

ID40210, TC, 12 months

## Conclusions

### Summary

- The benefits of CBT included reduced symptoms and, arguably more importantly, an increased capacity to cope with symptoms, negative emotions and other challenges of daily life.
- Therapists had an important role to play in supporting patients to engage with CBT and to make sense of the therapy and their IBS. Patients valued having therapist support available alongside Regul8 and this may have helped enhance their engagement and outcomes.
- The CBT appeared to help patients make changes to their ways of thinking and behaving in relation to their IBS, which was broadly consistent with the underpinning theoretical mechanisms of change underpinning this intervention.

### Strengths and limitations

#### Strengths

Using purposive sampling meant that a diverse sample of participants from each trial arm were included in the qualitative study. This ensures that our findings do not relate to a narrow subset of the people who took part in the trial.

The rigorous analysis of interviews has produced novel insights into the subjective experience of having CBT for IBS. The findings capture participants' more immediate perceptions as well as their longer-term reflections on the process and outcomes of CBT.

Conducting interviews with the same participants repeatedly over time permitted a detailed analysis of potential mechanisms of change that might underpin the effects of CBT that were described by participants and captured by the quantitative outcomes.

#### Limitations

Although the breadth of topics addressed in the interviews enabled a wide-ranging analysis of participants' experiences of different aspects of the trial and the perceived effects of CBT, it meant that some issues were not addressed in depth (e.g. the perceived limitations of the outcome measures).

Although we used purposive sampling to gain a diverse range of views, participants willing to undertake the qualitative interviews may not hold the same views as of all of the participants in the study.

Given the inclusion criteria for the main trial, the qualitative findings may not transfer to people earlier in their IBS journey.

### Implications for practice

If the interventions were rolled out in practice, the qualitative data suggest that it would be important to:

- offer therapist support alongside Regul8
- consider augmenting the intervention to provide additional support for sustaining behaviour changes over time
- help GPs/consultants to encourage even those patients who are initially sceptical about a talking therapy to try CBT for IBS.



## Chapter 3 Economic analysis

### Health economic objectives

- To investigate the differences in health service costs and societal costs between participants allocated to TCBT or WCBT and those allocated to TAU at all outcome time points (3, 6 and 12 months after randomisation) and over the entire follow-up period.
- To compare the cost-effectiveness of both TCBT and WCBT with TAU over the follow-up period using quality-adjusted life-years (QALYs) and the primary outcome measures.

### Methods

We measured costs and assessed the cost-effectiveness from both a health service and a societal perspective over a 1-year period after baseline. To calculate the cost of TCBT, the number of sessions with therapists was recorded and combined with the unit cost of therapist time. The latter was calculated using therapy costs reported in the Personal Social Services Research Unit's annual compendium,<sup>69</sup> which gave a figure of £98 per session. Data were available on the number and duration of sessions attended. For TCBT, the median length of sessions was 55 minutes, and this was used with the £98 to derive a cost per minute of therapist time that was combined with both TCBT and WCBT therapist time. WCBT also incurred a cost of the system. The WCBT development costs were estimated and apportioned over those using the intervention and this was estimated at £13.51 per participant. Other service use was measured with the CSRI<sup>28</sup> at baseline (going back 6 months) and each follow-up (with measurements covering the whole period since the previous interview). The schedule was based on other versions of the CSRI used in similar research.<sup>28</sup> Services included primary and secondary health care (including inpatient stays), investigations and medication. Service costs were generated by combining these data with appropriate unit cost information (e.g. *NHS Reference Costs*<sup>69</sup> and the *British National Formulary*<sup>70</sup>) for the year 2015/16, and these costs were added to the intervention costs to generate total health costs per person. A table of unit costs is provided in *Appendix 11*.

Societal costs were calculated by including family care costs and lost work. Family care costs were recorded by asking patients to state how much time per week family members (and friends) spent providing support in specific areas because of IBS. This time was combined with an average hourly wage rate of £15.73. Lost days from work were recorded on the schedule and combined with an average daily wage rate of £105 to generate lost work costs. Cost comparisons between the three groups were made at 3, 6 and 12 months and over the entire follow-up period, in both cases controlling for baseline costs. Intervention costs were added to the costs for only the whole follow-up period rather than for each individual time period. Although medication costs were calculated, the data were not of high quality and these costs were excluded from the analysis of total costs.

### Analysis

The study was not statistically powered to detect differences between TCBT and WCBT. In these economic analyses, we have made this comparison given the focus on non-frequentist approaches in many economic studies. However, caution is necessary in interpreting these differences. Non-intervention cost comparisons between the three groups were made at 3, 6 and 12 months, controlling for baseline costs. Costs over the follow-up were then combined with the intervention costs and again compared between the three groups. Cost data are usually skewed and cost comparisons used bootstrapped regression models to generate appropriate 95% CIs around the cost differences.

Cost-effectiveness was assessed from the health-care perspective by combining the cost data with the follow-up scores on the IBS SSS and WSAS and with QALYs. The latter were generated from the EQ-5D combined with UK-specific tariffs. Area under the curve methods were used to calculate the number of QALYs accrued over the follow-up period and comparisons between groups were made using a regression model controlling for baseline EQ-5D scores. Similar models were used for the IBS SSS and WSAS but the coefficient for group differences was subsequently multiplied by  $-1$  so that a positive score represented an improvement.

In deterministic analyses, mean incremental costs and incremental QALYs were calculated for both intervention arms, TCBT and WCBT, compared with TAU. The main analyses were conducted on cases in which data on both costs and QALYs were available. If outcomes were better for one intervention group than another, and costs were lower, then that intervention was defined as being 'dominant'. If outcomes were better and costs were higher, then an incremental cost-effectiveness ratio (ICER) was generated to indicate the extra cost incurred to achieve an extra QALY. Cost-effectiveness planes were produced using 1000 cost and outcome differences (from bootstrapped regression models) for TCBT compared with TAU and for WCBT compared with TAU. For completeness, we also produced a cost-effectiveness plane comparing TCBT with WCBT. Cost-effectiveness acceptability curves (CEACs) were generated from the incremental cost and QALY data and also the differences between groups on the IBS SSS and WSAS. Net benefit values were produced by multiplying incremental effects by a range of assumed values placed on a 1-unit difference and subtracting the incremental cost. The assumed values are straightforward for QALYs because NICE commonly approves interventions that have a cost per QALY below around £20,000. Therefore, we used a range of £0–60,000 in these analyses. For the IBS SSS and WSAS, there is no accepted threshold, so a range was chosen based on the ICER using the mean differences. We also tried to demonstrate situations in which one intervention had a 60%, 70%, 80% and 90% likelihood of being the most cost-effective option.

Sensitivity analyses were conducted by changing the intervention costs upwards and downwards by 25% and 50%. We also imputed for missing cost and EuroQol-5 Dimensions, five-level version (EQ-5D-5L), data using the impute procedure in Stata. Available cost data were used for the cost imputations, and for EQ-5D-5L scores we used available EQ-5D-5L data and the WSAS scores and IBS SSS. Further sensitivity analyses were conducted by using the minimum wage of £7.50 per hour to value informal care and lost work days (assuming 7.5 hours per day) and by using the unit cost of a home care worker (£20 per hour) to value informal care.<sup>71</sup>

Modelling beyond the trial period and making comparisons with other interventions was not in the scope of this project.

## Health economic results

Service use and lost employment data were available for 186 TCBT, 185 WCBT and 187 TAU participants at baseline; 142 (76% of baseline number) TCBT, 132 (71%) WCBT and 134 (72%) TAU participants at the 3-month follow-up; 135 (73%) TCBT, 115 (62%) WCBT and 128 (68%) TAU participants at the 6-month follow-up; and 130 (70%) TCBT, 120 (65%) WCBT and 130 (70%) TAU participants at the 12-month follow-up.

### Service use and costs by time period

In the 6 months prior to baseline, > 80% of participants had contact with GPs (*Table 35*). Relative to other services, there were high rates of contact with other doctors, pharmacists and practice nurses. Relatively few had inpatient stays. Medication was received by just over half of each group and investigations

**TABLE 35** Service use, lost employment and costs at baseline, by treatment group

	Trial arm								
	TCBT (N = 186)			WCBT (N = 185)			TAU (N = 187)		
Health-care contacts/days	n (%)	Mean number of contacts/days (SD)	Mean cost (£) (SD)	n (%)	Mean number of contacts/days (SD)	Mean cost (£) (SD)	n (%)	Mean number of contacts/days (SD)	Mean cost (£) (SD)
Gastroenterologist	29 (16)	1.5 (0.7)	32 (85)	28 (15)	2.8 (5.5)	57 (317)	37 (20)	2.6 (4.8)	69 (320)
GP	149 (80)	3.9 (3.2)	106 (106)	160 (86)	3.8 (3.2)	110 (106)	162 (87)	4.2 (4.2)	122 (136)
Other doctor	37 (20)	3.6 (4.8)	97 (346)	38 (21)	2.1 (1.4)	57 (140)	51 (27)	3.4 (5.4)	124 (432)
Pharmacist	53 (28)	3.6 (2.3)	26 (51)	60 (32)	4.4 (5.2)	36 (90)	67 (36)	4.4 (5.3)	40 (95)
Physiotherapist	18 (10)	3.2 (2.7)	15 (62)	19 (10)	6.5 (7.7)	33 (153)	24 (13)	6.0 (4.2)	38 (122)
Practice nurse	67 (36)	2.1 (2.3)	11 (25)	61 (33)	2.2 (1.8)	11 (22)	80 (43)	1.7 (0.8)	11 (15)
Other nurse at home	1 (1)	2.0 (0.0)	< 1 (4)	0 (0)	–	0 (0)	0 (0)	–	0 (0)
Other nurse in hospital	11 (6)	2.7 (2.1)	7 (35)	14 (8)	2.0 (1.2)	7 (26)	21 (11)	1.4 (0.7)	7 (21)
Psychiatrist	5 (3)	3.0 (2.3)	11 (81)	6 (3)	2.0 (1.5)	9 (59)	0 (0)	–	0 (0)
Social worker	4 (2)	3.5 (3.0)	3 (25)	2 (1)	6.0 (2.8)	3 (26)	2 (1)	1.0 (0.0)	< 1 (4)
Other therapist	15 (8)	5.7 (4.7)	36 (160)	21 (11)	7.3 (7.1)	66 (261)	16 (9)	5.9 (4.4)	40 (163)
Acupuncturist	10 (6)	4.4 (3.0)	12 (59)	5 (3)	4.8 (3.2)	6 (46)	11 (6)	5.4 (2.5)	16 (70)
Dietitian	27 (15)	1.7 (0.7)	20 (53)	23 (12)	1.6 (0.8)	16 (49)	29 (16)	1.8 (1.1)	22 (62)
Homeopath	8 (4)	2.5 (1.2)	5 (28)	5 (3)	2.4 (1.5)	3 (22)	4 (2)	11.0 (12.7)	12 (114)
Occupational therapist	3 (2)	4.3 (4.9)	6 (59)	3 (2)	3.3 (4.0)	4 (47)	1 (1)	1.0 (0.0)	< 1 (6)
Osteopath	12 (6)	3.1 (2.5)	10 (48)	15 (8)	4.0 (4.0)	16 (78)	12 (6)	3.3 (2.1)	10 (47)
Inpatient	13 (7)	–	163 (745)	11 (6)	–	71 (335)	18 (10)	–	156 (335)
A&E	24 (13)	1.3 (0.9)	23 (73)	19 (10)	1.2 (0.5)	16 (53)	27 (14)	1.3 (0.9)	27 (80)

continued

**TABLE 35** Service use, lost employment and costs at baseline, by treatment group (*continued*)

Health-care contacts/days	Trial arm								
	TCBT (N = 186)			WCBT (N = 185)			TAU (N = 187)		
	n (%)	Mean number of contacts/days (SD)	Mean cost (£) (SD)	n (%)	Mean number of contacts/days (SD)	Mean cost (£) (SD)	n (%)	Mean number of contacts/days (SD)	Mean cost (£) (SD)
Medication	99 (53)	–	23 (35)	109 (59)	–	28 (41)	108 (58)	–	36 (92)
Investigations	147 (79)	2.6 (1.8)	98 (182)	138 (75)	2.7 (2.9)	99 (202)	151 (81)	2.6 (1.8)	108 (196)
Total health cost			681 (948)			620 (881)			802 (1258)
Informal care	36 (19)	9.6 (14.8)	759 (3058)	36 (19)	11.5 (22.7)	915 (4456)	37 (20)	12.9 (20.2)	1048 (4198)
Lost work days	96 (52)	10.3 (20.4)	556 (1627)	74 (40)	10.2 (23.1)	430 (1618)	91 (49)	9.8 (15.8)	502 (1266)
Total cost			1995 (4201)			1965 (5176)			2352 (5006)

A&amp;E, accident and emergency.

**Note**

Prices are in 2015/16 £s.

(usually blood tests) were carried out in around three-quarters of participants. The mean number of contacts in *Table 37* (and similar tables for other time periods) is only for those with at least one contact (i.e. excluding those not using the service). If a service was used, then there were usually < 10 contacts during the period. Health service costs were highest for inpatient care (despite its low use), GP contacts and other doctor contacts. There were few notable differences between the three groups prior to baseline. The mean total health-care costs were £681 for TCBT, £620 for WCBT and £802 for TAU. Although the TAU costs are relatively high, the SDs around the mean costs are substantial, as is common with cost data, at £122 more than for TCBT (bootstrapped 95% CI –£93 to £351) and £182 more than for WCBT (bootstrapped 95% CI –£27 to £393). During the baseline period, about one-fifth of each group received care from family or friends because of health problems. For those in receipt of this informal care, the number of hours was, on average, between 9 and 13 per week. This time, valued using the average hourly wage of £15, resulted in costs that were relatively high compared with the health-care costs. Lost work days were experienced for about half of the TCBT and TAU groups and 40% of the WCBT group. An average of about 10 days were lost from work for those for whom this was the case. Combining the informal care and lost employment costs with the health-care costs results in mean societal costs at baseline of £1995 for TCBT, £1965 for WCBT and £2352 for TAU. TCBT had societal costs that were £357 lower than those for TAU (bootstrapped 95% CI –£607 to £1214) and WCBT had costs that were £387 lower than those for TAU (bootstrapped 95% CI –£683 to £1349).

In the period prior to the 3-month follow-up, around half of participants in each group had GP contacts (*Table 36*). The next most used service was pharmacist contacts. No clear differences in service use were observed between the groups. Inpatient use was low in each group, but in the WCBT group the cost of inpatient care was very high because of one participant having an extended period of time in hospital. Again, costs tended to be high for GP and other doctor contacts. Inpatient costs for the WCBT group were substantially higher than for the other two groups. Medication was used by around one-third of the TCBT group and slightly more of the other two groups. Investigations were received by around one-third of each group. Overall, the groups were similar in terms of service use. The mean total health-care costs excluding the intervention were £271 for TCBT, £346 for WCBT and £227 for TAU. Controlling for baseline, the TCBT group had costs that were £52 higher than those for TAU (bootstrapped 95% CI –£60 to £170) and WCBT had costs that were £152 higher than those for TAU (bootstrapped 95% CI –£66 to £508). Informal care was received by similar proportions in each group, but TAU participants received more hours per week, which resulted in higher informal care costs for this group. Lost work days were similar in each group. The mean societal costs were £682 for TCBT, £723 for WCBT and £836 for TAU. Controlling for baseline, TCBT had mean costs that were £28 higher than those for TAU (bootstrapped 95% CI –£309 to £361) and WCBT had costs that were £218 higher than those for TAU (bootstrapped 95% CI –£226 to £649).

During the 3 months prior to the 6-month follow-up, similar patterns of service use as before were observed, with around half of all participants receiving GP care, around one-quarter seeing a pharmacist and small numbers having inpatient care (*Table 37*). Costs tended to be highest for GPs and other doctors. Mean non-intervention health-care costs were £281 for TCBT, £224 for WCBT and £206 for TAU. After controlling for baseline costs, it was shown that TCBT had £84 higher costs than TAU (bootstrapped 95% CI –£41 to £230) and WCBT had costs that were £41 higher than those for TAU (bootstrapped 95% CI –£70 to £165). Informal care costs were very different during this period. Although the proportions in receipt were similar, the mean number of hours per week was far greater for the TAU group. The number of lost work days was lowest for the WCBT group. The mean societal costs were £840 for TCBT, £503 for WCBT and £1344 for TAU. Controlling for baseline resulted in TCBT having costs that were, on average, £350 lower than those for TAU (bootstrapped 95% CI –£332 to £996) and WCBT having costs that were £407 lower than those for TAU (bootstrapped 95% CI –£74 to £923). It is of interest that none of these differences was statistically significant. This is due to the large SDs around the costs and the pre-existing baseline differences.

**TABLE 36** Service use, lost employment and costs at 3-month follow-up, by treatment group

Health-care contacts/days	Trial arm								
	TCBT (N = 142)			WCBT (N = 132)			TAU (N = 134)		
	n (%)	Mean number of contacts/days (SD)	Mean cost (£) (SD)	n (%)	Mean number of contacts/days (SD)	Mean cost (£) (SD)	n (%)	Mean number of contacts/days (SD)	Mean cost (£) (SD)
Gastroenterologist	6 (4)	1.2 (0.4)	7 (34)	5 (4)	1.4 (0.5)	7 (39)	12 (9)	1.2 (0.4)	14 (48)
GP	71 (50)	2.4 (3.9)	39 (98)	67 (51)	2.1 (1.8)	36 (55)	69 (51)	3.0 (3.7)	50 (100)
Other doctor	18 (13)	2.3 (2.1)	39 (143)	20 (15)	1.8 (0.9)	36 (96)	21 (16)	1.8 (1.4)	37 (113)
Pharmacist	41 (29)	3.0 (6.9)	22 (98)	37 (28)	2.7 (4.1)	19 (62)	32 (24)	2.8 (5.2)	17 (69)
Physiotherapist	14 (10)	3.4 (3.8)	16 (75)	9 (7)	3.0 (2.8)	10 (50)	15 (11)	1.9 (1.0)	11 (34)
Practice nurse	23 (16)	1.7 (2.1)	4 (16)	27 (20)	1.6 (1.8)	5 (15)	29 (22)	1.3 (0.6)	4 (9)
Other nurse at home	0 (0)	–	0 (0)	0 (0)	–	0 (0)	0 (0)	–	0 (0)
Other nurse in hospital	3 (2)	1.7 (1.2)	2 (12)	14 (11)	1.7 (1.6)	8 (32)	6 (4)	1.2 (0.4)	2 (11)
Psychiatrist	2 (1)	2.5 (2.1)	5 (47)	0 (0)	–	0 (0)	1 (1)	1.0 (0.0)	1 (12)
Social worker	1 (1)	3.0 (0.0)	1 (10)	2 (2)	6.0 (5.7)	4 (35)	1 (1)	1.0 (0.0)	< 1 (3)
Other therapist	7 (5)	5.6 (3.3)	22 (110)	11 (8)	3.8 (3.5)	25 (113)	7 (5)	3.9 (2.0)	16 (76)
Acupuncturist	6 (4)	1.8 (0.8)	4 (20)	1 (1)	5.0 (0.0)	2 (22)	3 (2)	2.0 (0.0)	2 (15)
Dietitian	4 (3)	1.0 (0.0)	2 (13)	3 (2)	3.0 (3.5)	6 (50)	7 (5)	1.4 (0.5)	6 (27)
Homeopath	3 (2)	3.3 (1.5)	4 (26)	0 (0)	–	0 (0)	3 (2)	1.0 (0.0)	1 (7)
Occupational therapist	1 (1)	6.0 (0.0)	3 (40)	1 (1)	3.0 (0.0)	2 (21)	1 (1)	1.0 (0.0)	1 (7)
Osteopath	7 (5)	1.7 (0.8)	4 (20)	6 (5)	2.3 (1.9)	5 (30)	8 (6)	2.4 (1.2)	7 (31)

Health-care contacts/days	Trial arm								
	TCBT (N = 142)			WCBT (N = 132)			TAU (N = 134)		
	n (%)	Mean number of contacts/days (SD)	Mean cost (£) (SD)	n (%)	Mean number of contacts/days (SD)	Mean cost (£) (SD)	n (%)	Mean number of contacts/days (SD)	Mean cost (£) (SD)
Inpatient	3 (2)	–	56 (424)	2 (2)	–	121 (1349)	2 (1)	–	13 (117)
A&E	7 (5)	1.0 (0.0)	7 (30)	8 (6)	1.1 (0.4)	9 (39)	9 (7)	1.6 (1.1)	14 (66)
Medication	50 (35)	–	6 (11)	56 (42)	–	12 (47)	64 (48)	–	15 (48)
Investigations	45 (32)	1.8 (1.2)	35 (126)	42 (32)	2.5 (5.4)	52 (231)	42 (31)	2.0 (1.3)	32 (101)
Total health cost			271 (623)			346 (1691)			227 (326)
Informal care	21 (15)	6.7 (9.0)	203 (846)	20 (15)	7.5 (10.1)	232 (961)	26 (19)	10.7 (17.7)	423 (1795)
Lost work days	33 (23)	8.5 (16.5)	208 (907)	36 (27)	5.1 (11.7)	145 (679)	45 (34)	5.3 (6.2)	186 (456)
Total cost			682 (1571)			723 (2707)			836 (1950)

A&E, accident and emergency.

**Note**

Prices are in 2015/16 £s.

**TABLE 37** Service use, lost employment and costs at 6-month follow-up, by treatment group

Health-care contacts/days	Trial arm								
	TCBT (N = 135)			WCBT (N = 115)			TAU (N = 128)		
	n (%)	Mean number of contacts/days (SD)	Mean cost (£) (SD)	n (%)	Mean number of contacts/days (SD)	Mean cost (£) (SD)	n (%)	Mean number of contacts/days (SD)	Mean cost (£) (SD)
Gastroenterologist	4 (3)	2.3 (2.5)	9 (73)	2 (2)	11.0 (14.1)	26 (268)	10 (8)	1.3 (0.5)	14 (51)
GP	71 (53)	2.0 (1.5)	34 (49)	52 (45)	2.3 (3.3)	35 (82)	68 (53)	2.7 (2.5)	47 (75)
Other doctor	19 (14)	4.7 (11.2)	90 (597)	16 (14)	2.1 (1.2)	39 (113)	20 (16)	1.5 (0.8)	32 (86)
Pharmacist	35 (26)	2.0 (1.7)	13 (31)	25 (22)	2.2 (1.7)	12 (30)	32 (25)	2.0 (1.3)	13 (27)
Physiotherapist	19 (14)	3.6 (2.2)	25 (74)	8 (7)	2.9 (2.4)	10 (46)	14 (11)	3.7 (7.7)	20 (133)
Practice nurse	23 (17)	1.9 (2.3)	5 (18)	27 (23)	1.3 (0.6)	5 (10)	27 (21)	1.5 (0.8)	5 (10)
Other nurse at home	0 (0)	–	0 (0)	0 (0)	–	0 (0)	0 (0)	–	0 (0)
Other nurse in hospital	6 (4)	2.2 (2.9)	4 (31)	5 (4)	1.6 (0.9)	3 (16)	7 (5)	1.3 (0.8)	3 (14)
Psychiatrist	0 (0)	–	0 (0)	1 (1)	3.0 (0.0)	4 (38)	2 (2)	2.0 (1.4)	4 (38)
Social worker	2 (1)	3.0 (0.0)	2 (15)	2 (2)	1.0 (0.0)	1 (5)	1 (1)	1.0 (0.0)	< 1 (4)
Other therapist	5 (4)	4.4 (3.4)	13 (80)	9 (8)	4.8 (4.6)	30 (140)	6 (5)	2.0 (2.0)	7 (46)
Acupuncturist	5 (4)	3.6 (2.2)	7 (39)	2 (2)	2.0 (0.0)	2 (13)	4 (3)	1.5 (1.0)	2 (15)
Dietitian	0 (0)	–	0 (0)	3 (3)	1.0 (0.0)	2 (13)	9 (7)	1.7 (0.7)	9 (38)
Homeopath	3 (2)	1.7 (1.2)	2 (14)	0 (0)	–	0 (0)	0 (0)	–	0 (0)
Occupational therapist	3 (2)	1.7 (1.2)	3 (20)	0 (0)	–	0 (0)	0 (0)	–	0 (0)
Osteopath	9 (7)	2.3 (1.6)	8 (35)	8 (7)	1.3 (0.7)	4 (18)	7 (5)	1.7 (1.0)	5 (22)

Health-care contacts/days	Trial arm								
	TCBT (N = 135)			WCBT (N = 115)			TAU (N = 128)		
	n (%)	Mean number of contacts/days (SD)	Mean cost (£) (SD)	n (%)	Mean number of contacts/days (SD)	Mean cost (£) (SD)	n (%)	Mean number of contacts/days (SD)	Mean cost (£) (SD)
Inpatient	3 (2)	–	24 (175)	1 (1)	–	17 (184)	3 (2)	–	17 (116)
A&E	8 (6)	1.0 (0.0)	8 (33)	9 (8)	1.3 (0.7)	14 (56)	7 (5)	1.0 (0.0)	8 (32)
Medication	45 (33)	–	5 (10)	39 (34)	–	6 (17)	58 (45)	–	12 (45)
Investigations	44 (33)	1.9 (1.6)	36 (117)	24 (21)	1.6 (1.0)	22 (102)	35 (27)	1.9 (1.5)	21 (79)
Total health cost			280 (728)			224 (532)			206 (308)
Informal care	24 (18)	7.2 (15.8)	261 (1449)	19 (17)	4.8 (4.1)	161 (495)	21 (16)	26.0 (35.0)	873 (3459)
Lost work days	39 (29)	9.9 (18.3)	299 (1128)	42 (37)	3.1 (6.4)	118 (435)	47 (37)	6.9 (11.1)	265 (784)
Total cost			840 (2090)			503 (858)			1344 (3850)

A&E, accident and emergency.

**Note**

Prices are in 2015/16 £s.

Finally, in the 6 months prior to the 12-month follow-up, we see highest use for GPs, other doctors, pharmacists and practice nurses (*Table 38*). Inpatient use was slightly higher than before and this resulted in relatively high inpatient costs, especially in the TCBT and TAU arms. The mean total health-care costs were £519 for TCBT, £325 for WCBT and £393 for TAU. After controlling for baseline, TCBT was shown to have non-intervention health-care costs that were, on average, £141 higher than those for TAU (bootstrapped 95% CI –£118 to £474) and WCBT had costs that were £43 lower than those for TAU (bootstrapped 95% CI –£115 to £205). The higher level of informal care for TAU was maintained during this period. TAU also had higher lost employment costs than the other two arms. The mean societal costs were £1055 for TCBT, £1029 for WCBT and £2103 for TAU. Controlling for baseline, TCBT had costs that were £850 lower than those for TAU (bootstrapped 95% CI –£262 to £2181) and WCBT had costs that were £748 lower than those for TAU (bootstrapped 95% CI –£175 to £1953).

### Costs over follow-up

The mean total health-care costs, including the intervention, over the 1-year follow-up period were £1650 (SD £1931) for TCBT, £943 (SD £955) for WCBT and £715 (SD £884) for TAU. Adjusting for baseline differences, TCBT was on average, £943 more costly than TAU, a difference that was statistically significant (bootstrapped 95% CI £572 to £1363), and WCBT was £278 more costly than TAU, which was also a statistically significant difference (bootstrapped 95% CI £11 to £514). The cost differences for the participants for whom EQ-5D-5L data were available (which is relevant for the complete-case analysis) were £956 (bootstrapped 95% CI £601 to £1435) for TCBT and £224 (bootstrapped 95% CI –£11 to £448) for WCBT.

The mean societal costs over the follow-up period, including therapy costs, were £3065 (SD £5179) for TCBT, £2094 (SD £3069) for WCBT and £4374 (SD £11,843) for TAU. After controlling for baseline, it was found that TCBT cost £858 less than TAU (bootstrapped 95% CI –£1063 to £2812) and WCBT costs £1028 less than TAU (bootstrapped 95% CI –£404 to £2626).

As stated above, medication costs were not included in the totals because of the quality of the data. We did know what medications were taken but the data on frequency and dose were not complete. What is evident from *Tables 35–38* is that there was a slight reduction in medication use after baseline and participants in the TAU group were slightly more likely to be on medication. The majority of prescriptions were for very inexpensive oral drugs and so any cost saving would be very small.

### Quality-adjusted life-years

*Table 39* shows that EQ-5D-5L scores were relatively high for each group at each time point. It is evident that improvements were greater for the two therapy groups than for TAU. Controlling for baseline EQ-5D-5L utility scores, TCBT resulted in 0.0414 more QALYs than TAU (95% CI 0.0194 to 0.0635 QALYs) and WCBT resulted in 0.0269 more QALYs than TAU (95% CI 0.0041 to 0.0497 QALYs). The QALY differences for those with follow-up cost data are 0.0429 QALYs (95% CI 0.0205 to 0.0653 QALYs) and 0.0290 QALYs (95% CI 0.0063 to 0.0518 QALYs), respectively.

### Cost-effectiveness results: complete-case analyses

Dividing the health-care cost differences by the QALY differences for those with both sets of data results in the following ICERs: TCBT versus TAU, £22,280; and WCBT versus TAU, £7724. The ICER for TCBT versus WCBT was £52,662.

**TABLE 38** Service use, lost employment and costs at 12-month follow-up, by treatment group

Health-care contacts/days	Trial arm								
	TCBT (N = 130)			WCBT (N = 120)			TAU (N = 130)		
	n (%)	Mean number of contacts/days (SD)	Mean cost (£) (SD)	n (%)	Mean number of contacts/days (SD)	Mean cost (£) (SD)	n (%)	Mean number of contacts/days (SD)	Mean cost (£) (SD)
Gastroenterologist	7 (5)	1.3 (0.5)	9 (42)	8 (7)	1.6 (1.1)	15 (66)	15 (12)	3.7 (10.0)	59 (480)
GP	82 (63)	2.0 (1.7)	42 (56)	71 (59)	2.4 (2.2)	47 (68)	73 (56)	2.6 (1.9)	48 (63)
Other doctor	42 (32)	1.6 (1.0)	70 (127)	27 (23)	2.1 (1.4)	65 (152)	28 (22)	2.6 (3.7)	77 (273)
Pharmacist	44 (34)	2.0 (1.5)	17 (32)	34 (28)	2.1 (1.7)	15 (33)	32 (25)	2.6 (1.8)	16 (36)
Physiotherapist	16 (12)	3.9 (7.2)	24 (135)	12 (10)	4.3 (2.5)	21 (74)	12 (9)	3.2 (2.9)	14 (62)
Practice nurse	27 (21)	1.6 (1.3)	5 (13)	26 (22)	1.5 (0.9)	5 (11)	25 (19)	1.6 (0.9)	5 (11)
Other nurse at home	1 (1)	20.0 (0.0)	4 (49)	0 (0)	–	0 (0)	2 (2)	2.0 (1.4)	1 (8)
Other nurse in hospital	13 (10)	1.8 (1.8)	8 (34)	11 (9)	1.4 (1.2)	5 (23)	11 (8)	1.8 (1.3)	7 (26)
Psychiatrist	2 (2)	2.5 (2.1)	5 (49)	1 (1)	2.0 (0.0)	2 (25)	0 (0)	–	0 (0)
Social worker	3 (2)	2.3 (1.5)	2 (16)	1 (1)	1.0 (0.0)	< 1 (4)	1 (1)	4.0 (0.0)	1 (14)
Other therapist	7 (5)	2.9 (1.8)	12 (59)	7 (6)	5.0 (8.4)	23 (176)	6 (5)	2.7 (1.9)	10 (53)
Acupuncturist	8 (6)	4.1 (2.5)	13 (58)	1 (1)	1.0 (0.0)	< 1 (5)	6 (5)	3.3 (4.3)	8 (55)
Dietitian	2 (2)	1.0 (0.0)	1 (10)	6 (5)	2.2 (1.5)	9 (46)	5 (4)	1.4 (0.9)	4 (25)
Homeopath	4 (3)	1.0 (0.0)	2 (9)	2 (2)	1.0 (0.0)	1 (6)	2 (2)	2.5 (0.7)	2 (16)
Occupational therapist	0 (0)	–	0 (0)	2 (2)	4.0 (4.2)	5 (51)	1 (1)	1.0 (0.0)	1 (7)

continued

**TABLE 38** Service use, lost employment and costs at 12-month follow-up, by treatment group (*continued*)

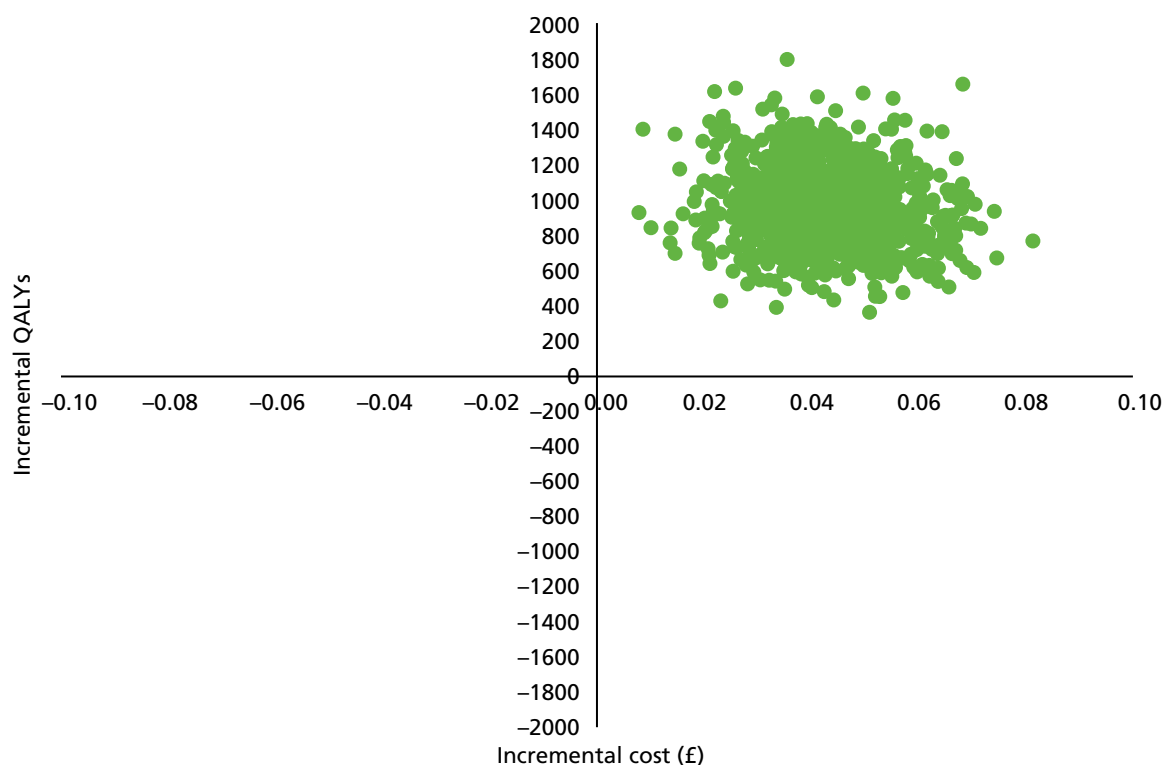
Health-care contacts/days	Trial arm								
	TCBT (N = 130)			WCBT (N = 120)			TAU (N = 130)		
	n (%)	Mean number of contacts/days (SD)	Mean cost (£) (SD)	n (%)	Mean number of contacts/days (SD)	Mean cost (£) (SD)	n (%)	Mean number of contacts/days (SD)	Mean cost (£) (SD)
Osteopath	7 (5)	1.9 (0.9)	5 (23)	5 (4)	5.2 (8.3)	11 (92)	8 (6)	2.1 (1.4)	7 (30)
Inpatient	8 (6)	–	202 (1381)	5 (4)	–	36 (191)	7 (5)	–	103 (504)
A&E	14 (11)	1.1 (0.4)	17 (52)	7 (6)	1.0 (0.0)	8 (32)	15 (12)	1.3 (0.5)	20 (60)
Medication	48 (37)	–	11 (18)	46 (38)	–	15 (38)	60 (46)	–	20 (47)
Investigations	62 (48)	3.1 (4.0)	81 (273)	42 (35)	2.0 (1.7)	55 (195)	51 (39)	2.0 (1.2)	43 (153)
Total health cost			519 (1635)			325 (597)			393 (791)
Informal care	13 (10)	5.6 (6.7)	230 (1082)	15 (13)	10.0 (14.6)	510 (2454)	22 (17)	16.5 (36.4)	1144 (6532)
Lost work days	48 (37)	7.9 (21.3)	307 (1409)	52 (43)	4.3 (5.3)	195 (430)	61 (47)	11.5 (23.6)	566 (1798)
Total cost			1055 (3496)			1029 (2665)			2103 (6959)

A&E, accident and emergency.  
**Note**  
Prices are in 2015/16 £s.

**TABLE 39** The EQ-5D-5L utility scores, by time period and QALYs

Time period and QALYs	Trial arm					
	TCBT (N = 186)		WCBT (N = 185)		TAU (N = 187)	
	n (%)	Mean utility score (SD)	n (%)	Mean utility score (SD)	n (%)	Mean utility score (SD)
Baseline	185 (99)	0.8191 (0.1283)	185 (100)	0.8016 (0.1651)	187 (100)	0.8101 (0.1468)
3-month follow-up	147 (79)	0.8499 (0.1253)	133 (72)	0.8392 (0.1657)	132 (71)	0.8083 (0.1547)
6-month follow-up	134 (72)	0.8761 (0.1128)	112 (60)	0.8563 (0.1404)	128 (68)	0.8251 (0.1438)
12-month follow-up	120 (65)	0.8799 (0.1425)	113 (61)	0.8459 (0.1513)	123 (66)	0.8265 (0.1497)
QALYs	106 (57)	0.8786 (0.0786)	92 (50)	0.8525 (0.1244)	102 (55)	0.8254 (0.1313)

Figures 8–10 show the uncertainty around the ICERs. The points on these cost-effectiveness planes represent a pair of incremental costs and QALYs from 1000 bootstrapped samples. Figure 8 shows that TCBT is certain to result in higher costs than TAU and to produce more QALYs. From Figure 9, which compares WCBT with TAU, we see that there is a 96.2% likelihood that WCBT is more expensive than TAU and produces more QALYs, a 3.2% likelihood of lower costs and more QALYs, a 0% likelihood of lower costs and fewer QALYs and a 0.6% likelihood of higher costs and fewer QALYs. Figure 10 reveals that, compared with WCBT, there is a 91.4% likelihood that TCBT is more expensive and produces more QALYs, a 0.0% likelihood that it is less expensive and produces more QALYs, a 0% likelihood it is less expensive and produces fewer QALYs and a 8.6% likelihood it is more expensive and produces fewer QALYs. Finally, the CEACs in Figure 11 reveal that, at very low values placed on a QALY gain, TAU is most likely to be cost-effective. With higher values placed on a QALY, WCBT becomes the most likely treatment to be cost-effective. The probability that TCBT is most cost-effective does increase but only exceeds the probability for WCBT at £55,000 per QALY. At the £20,000 threshold commonly used in evaluations in the UK, WCBT is most likely to be cost-effective, followed by TAU and then TCBT.

**FIGURE 8** Cost-effectiveness plane for TCBT vs. TAU (health-care perspective, complete-case analysis).

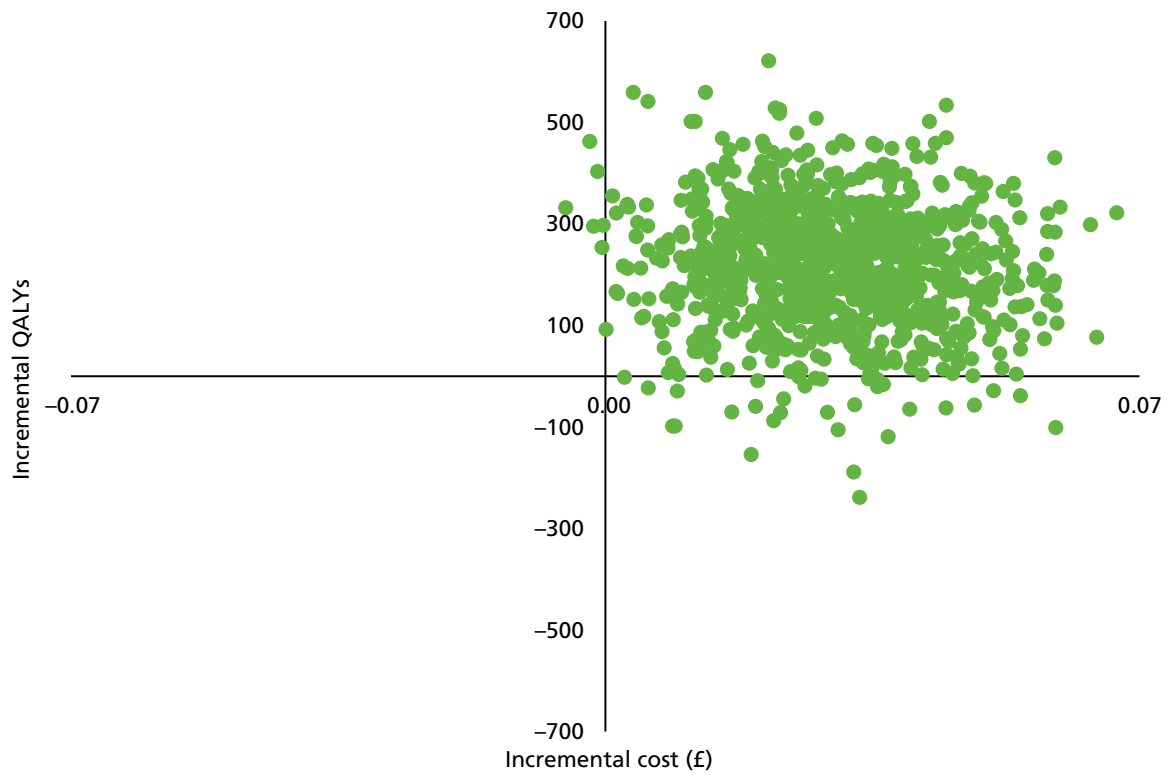


FIGURE 9 Cost-effectiveness plane for WCBT vs. TAU using QALYs.

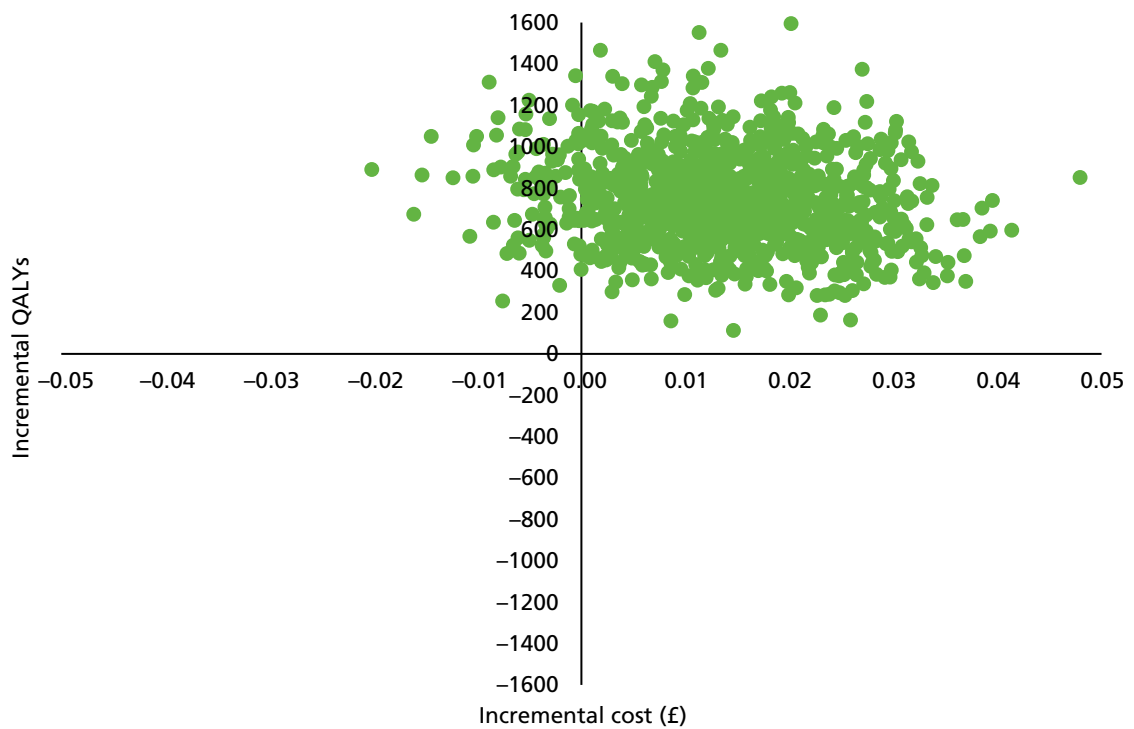
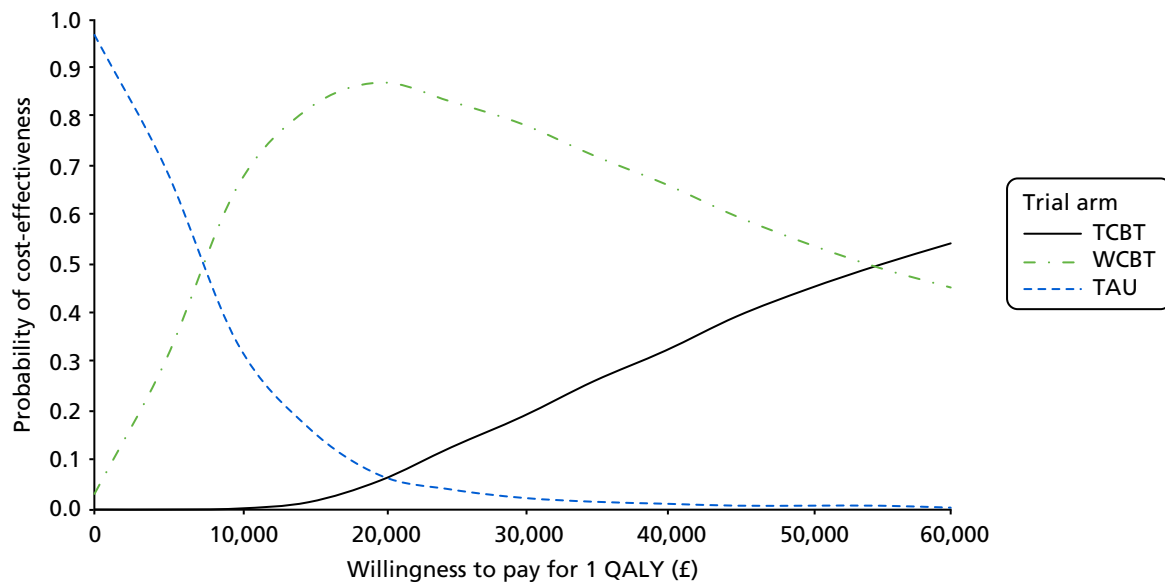


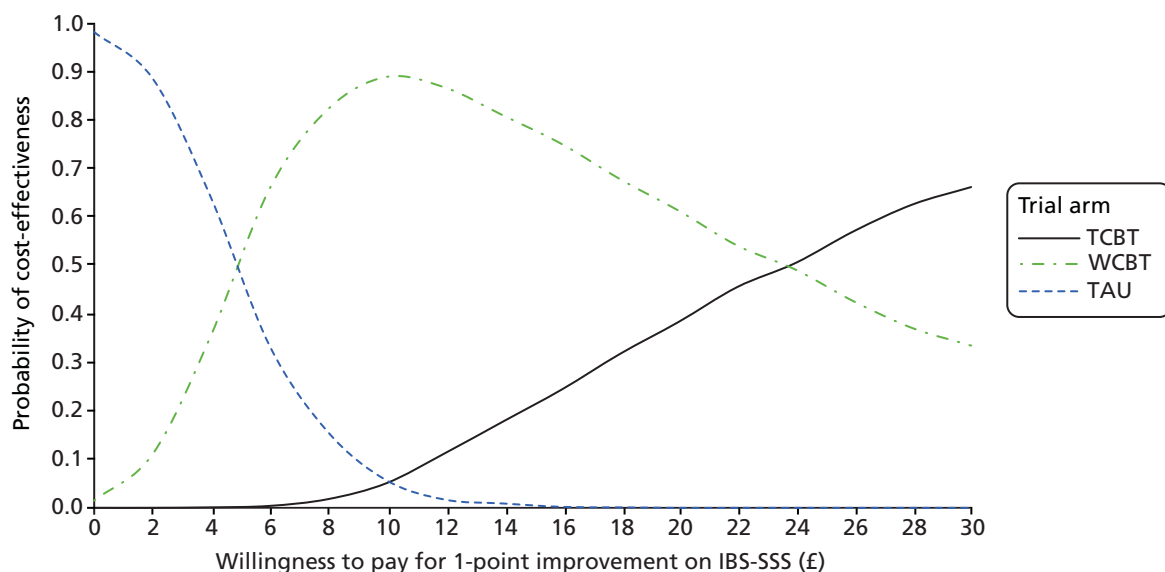
FIGURE 10 Cost-effectiveness plane for TCBT vs. WCBT.



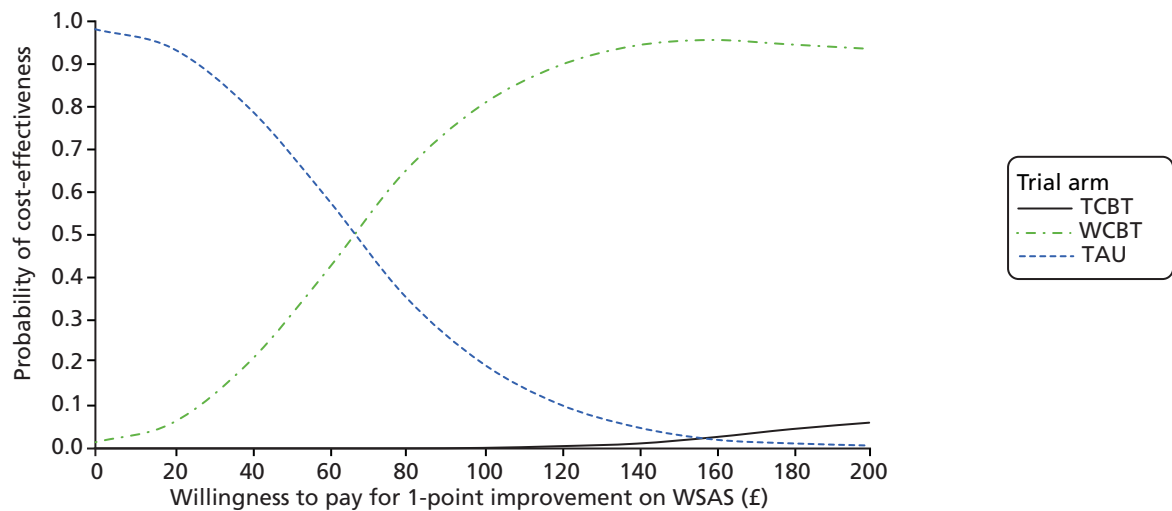
**FIGURE 11** Cost-effectiveness acceptability curves based on QALYs.

Using complete data, the difference in IBS SSS at 12 months compared with TAU, controlling for baseline, was 84 for TCBT and 56 for WCBT. The corresponding cost differences are £962 and £281, respectively. This leads to an ICER for TCBT compared with TAU of £11 per unit improvement on the IBS SSS, and an ICER for WCBT compared with TAU of £5. CEACs based on the IBS SSS outcome measure are shown in *Figure 12*. As with the QALYs, TAU is most likely to be cost-effective for very small values placed on a 1-point improvement on this measure. However, if the value is around £5 per 1-point improvement, then WCBT becomes the option that is most likely to be cost-effective. TCBT becomes most likely to be cost-effective if the value placed on a 1-unit improvement exceeds £24.

The difference at 12 months on the WSAS between TCBT and TAU was 5.1 and between WCBT and TAU was 4.0. The corresponding cost differences are £943 and £278, respectively. The ICERs based on these figures are £185 for TCBT and £70 for WCBT. In *Figure 13*, it can be seen that, when the WSAS is used, the probability that WCBT is the most cost-effective option occurs for values placed on a 1-unit improvement on this measure in excess of £60. TCBT is unlikely to be the most cost-effective option for values placed on a 1-unit improvement on the WSAS within the range £0–200.



**FIGURE 12** Cost-effectiveness acceptability curves based on IBS SSS.



**FIGURE 13** Cost-effectiveness acceptability curves based on WSAS scores.

**Cost-effectiveness results: sensitivity analyses**

When therapy costs were reduced by 25% and 50%, the ICERs (health-care perspective) compared with TAU were reduced for both groups and brought TCBT well below the £20,000 threshold (*Table 40*). Increasing therapy costs had the opposite effect, but even with a 50% increase the WCBT option was still well below the £20,000 threshold.

As stated previously, there were many cases with missing EQ-5D-5L data and, consequently, with missing QALYs. After imputation, the number of QALYs over the follow-up was 0.8519 for TCBT, 0.8300 for WCBT and 0.8184 for TAU. After controlling for baseline, the incremental QALY gain for TCBT compared with TAU was 0.0280 and for WCBT compared with TAU was 0.0172. The mean service costs after imputation were £1650 for TCBT, £1151 for WCBT and £886 for TAU. The incremental costs compared with TAU were £812 for TCBT and £337 for WCBT. This results in an ICER for TCBT of £29,000 per QALY and an ICER for WCBT of £19,593 per QALY.

When the minimum wage was used to value informal care and lost work days, the mean societal costs were reduced to £2362 for TCBT, £1520 for WCBT and £2518 for TAU. After controlling for baseline, TCBT cost £45 more than TAU (bootstrapped 95% CI –£1145 to £1124), whereas WCBT cost £389 less than TAU (bootstrapped 95% CI –£391 to £1283). When informal care was valued using the cost of a home-care worker, the mean societal costs were £3281 for TCBT, £2275 for WCBT and £5098 for TAU. After controlling for baseline, we found that TCBT cost £1228 less than TAU (bootstrapped 95% CI –£1061 to £3917) and WCBT cost £1241 less than TAU (bootstrapped 95% CI –£498 to £3351).

**TABLE 40** Sensitivity analyses based on different therapy costs

Incremental costs and ICERs (£) following reductions/increases in therapy costs	Therapy 50% less	Therapy 25% less	Base case	Therapy 25% more	Therapy 50% more
<b>TCBT</b>					
Incremental cost	614	785	956	1126	1297
ICER	14,312	18,298	22,284	26,247	30,233
<b>WCBT</b>					
Incremental cost	97	160	224	288	352
ICER	3345	5517	7724	9931	12,138

## Health economic discussion

This cost-effectiveness analysis found that TCBT, and to a lesser extent WCBT, increased health-care costs over the follow-up period. This finding is not surprising because any health-care cost savings would have required a high use to start with and most patients receive relatively low-cost care. Therefore, any active therapy would be likely to increase costs. Cost-effectiveness does not mean cost saving, and higher costs can be justified if outcomes are sufficiently improved. In terms of the main clinical outcomes, WCBT produced improvements for lower costs than TCBT did. Interpretation of clinically specific outcomes is problematic for decision-makers and so QALYs were also used. The complete-case analysis showed that the cost per QALY for WCBT was very much lower than the threshold often assumed to guide NICE decisions in England (£20,000). TCBT had a cost-effectiveness ratio slightly above this threshold. On this basis, WCBT would be the preferred option. An analysis of uncertainty around the estimates suggests that these are robust findings. When imputation for the missing data was carried out, the ICERs both increased substantially.

From a societal perspective, we found that both interventions resulted in reduced costs. This was particularly because of reduced informal care from family and friends compared with TAU. From this perspective, then, we may deduce that TCBT and WCBT both dominate TAU (i.e. they are more effective and less expensive). However, the CIs are wide and do not exclude zero cost differences. Furthermore, NICE does not usually consider carer costs in its decision-making process.

### Limitations

There were limitations to this economic evaluation. First, and most importantly, the number of missing EQ-5D-5L data was a concern. Those with missing data had worse IBS SSS and WSAS scores at each time point and so imputation from these resulted in smaller QALY gains for TCBT and WCBT relative to TAU. Second, service use data were provided by participants themselves and there may have been recall accuracy problems. However, this would not be likely to affect one group more than another and it was the only option for collecting comprehensive data. Third, medication data were not of high quality. We did know what medications were taken but quantities and durations were not complete. However, these costs would be a small proportion of the total and their inclusion would have only a marginal effect. Finally, this was a trial and the implementation and delivery of interventions outside the trial setting may be less than optimal.

## Health economic conclusion

In conclusion, the complete-case analysis suggests that the therapies are cost-effective from a health-care perspective but this is reduced when using imputation methods. The interventions appear to produce important savings in terms of carer time and, if this is valued, then the interventions do cover their cost, although the societal costs are not significantly statistically different. However, when imputation for missing data was carried out, the ICERs increased to levels at which NICE would not usually recommend a treatment.



## Chapter 4 Drawing all workstreams together

The HTA ACTIB trial was a rigorously conducted three-arm RCT of TCBT and WCBT compared with TAU in adults with refractory IBS with 12-month follow-up. It consisted of a RCT with a nested qualitative study and health economic evaluation.

Recruitment from both primary and secondary care sites in London and the south of England was undertaken to maximise the range of patients included and the generalisability of the findings. Recruitment was achieved on time and over target to allow for lower than initially predicted follow-up rates. A total of 558 participants were recruited, with 70.3% followed up at 12 months. We believe that this is the largest trial of CBT for IBS to date.

Clinical effectiveness outcomes showed that, compared with the TAU arm, both the TCBT and WCBT intervention arms showed clinically and statistically significant improvements in primary (IBS SSS and WSAS) and secondary outcomes over the trial period.

A large nested qualitative study consisted of interviews with 52 participants from the three trial arms to identify the factors that facilitate or impede adherence to web-delivered and therapist telephone-delivered CBT in patients with refractory IBS, to provide insight into the quantitative results of the ACTIB trial and to identify social and psychological processes of change that took place during the trial. The qualitative findings highlighted an increased capacity to cope with symptoms, negative emotions and other challenges of daily life in those in the CBT trial arms. It also indicated that therapists have an important role to play in supporting patients to engage with CBT and to make sense of the therapy and their IBS. Patients reported valuing the therapist support available alongside the website (Regul8), and this may have helped enhance their engagement and outcomes. The results suggest that, if rolled out in practice, such interventions would benefit from offering therapist support alongside any web-based intervention, could be offered to patients despite initial scepticism regarding psychological interventions and could be augmented with longer-term support for maintenance.

The health economic analysis aimed to investigate the treatment differences in cost-effectiveness of health service use (as measured using the CSRI and EQ-5D) between participants allocated to TCBT or WCBT and those allocated to TAU at all outcome time points (3, 6 and 12 months after randomisation). It showed that at 12 months the ICER (QALYs) for TCBT versus TAU was £20,125 and for WCBT versus TAU was £9905 in a complete-case analysis. However, cost-effectiveness was reduced after imputation for missing values on the EQ-5D. From a societal perspective, both interventions resulted in reduced costs (but not significantly) because of reduced informal care from family and friends in the CBT arms compared with TAU.

### Overall conclusion

In this large, rigorously conducted RCT, both CBT arms showed significant improvements in IBS outcomes compared with TAU. WCBT had a lower cost per QALY than TCBT. Sustained improvements in IBS symptoms are possible at an acceptable cost.



# Acknowledgements

The authors would like to acknowledge the key role played by the following people/groups:

- all patients who volunteered for the study
- all patient and public involvement (PPI) input, particularly from Jill Durnell and Kate Riley
- the local CRNs who assisted with recruitment to the study
- all general practices and gastroenterology clinics that hosted the study.

## Trial Steering Committee and Data Monitoring and Ethics Committee members

### *Trial Steering Committee*

Professor Peter White, Professor of Psychological Medicine (Chairperson); Professor Else Guthrie, Professor of Psychological Medicine and Medical Psychotherapy; Professor Qasim Aziz, Professor of Neurogastroenterology; Professor Tom Sensky, Emeritus Professor in Psychological Medicine; and Ms Jill Durnell, Owner and Managing Director at JayDee Solutions (PPI member). Observers: Dr Hazel Everitt, Professor Trudie Chalder, Professor Rona Moss-Morris, Dr Gilly O'Reilly, Dr Martina Prude (Sponsor Representative) and Dr Jenny Baverstock (Primary Care Research Network Representative).

### *Data Monitoring and Ethics Committee members*

Professor Astrid Fletcher, Professor of Epidemiology of Ageing (Chairperson); Dr Charlotte Feinman, Consultant Psychiatrist; Professor Ronan O'Carroll, Professor of Psychology. Observers: Dr Hazel Everitt, Professor Trudie Chalder, Professor Rona Moss-Morris and Dr Gilly O'Reilly.

## Contributions of authors

**Hazel Everitt** (Associate Professor in General Practice) was the chief investigator and led the ACTIB trial.

**Sabine Landau** (Professor of Statistics) was a co-applicant and led the ACTIB statistics.

**Paul Little** (Professor of Primary Care) was a co-applicant who provided expert trials advice and oversight.

**Felicity L Bishop** (Senior Researcher) led the qualitative study.

**Gillian O'Reilly** (Trial Manager of ACTIB) assisted with trial management.

**Alice Sibelli** (Research Assistant for ACTIB) assisted with trial recruitment and management.

**Rachel Holland** (Statistician) provided statistical support.

**Stephanie Hughes** (Research Assistant for ACTIB) assisted with trial recruitment and management.

**Sula Windgassen** (Research Assistant for ACTIB) assisted with trial recruitment and management.

**Paul McCrone** (Professor of Health Economics) was a co-applicant and led the health economics study.

**Kim Goldsmith** (Statistician, ACTIB Senior Researcher in Statistics) assisted with statistics.

**Nicholas Coleman** (Consultant Gastroenterologist) was a co-applicant and assisted with recruitment in Southampton secondary care.

**Robert Logan** (Consultant Gastroenterologist) was a co-applicant and assisted with recruitment in London secondary care.

**Trudie Chalder** (Professor of Health Psychology) was a co-applicant, was co-principal investigator and co-led the therapist supervision.

**Rona Moss-Morris** (Professor of Health Psychology) was a co-applicant, was co-principal investigator and co-led the therapist supervision.

## Publications

Everitt H, Landau S, Little P, Bishop FL, McCrone P, O'Reilly G, *et al.* Assessing Cognitive behavioural Therapy in Irritable Bowel (ACTIB): protocol for a randomised controlled trial of clinical-effectiveness and cost-effectiveness of therapist delivered cognitive behavioural therapy and web-based self-management in irritable bowel syndrome in adults. *BMJ Open* 2015;**5**:e008622.

Everitt HA, Landau S, O'Reilly G, Sibelli A, Hughes S, Windgassen S, *et al.* Assessing telephone-delivered cognitive-behavioural therapy (CBT) and web-delivered CBT versus treatment as usual in irritable bowel syndrome (ACTIB): a multicentre randomised trial [published online ahead of print April 11 2019]. *Gut* 2019.

## Data-sharing statement

All data requests should be submitted to the corresponding author for consideration. Access to anonymised data may be granted following review. The CBT patient and therapist manuals used in the telephone CBT arm are freely available on the IAPT for the Long Term Conditions/Medically Unexplained Symptoms website as part of evidenced-based resources for IAPT.

## Patient data

This work uses data provided by patients and collected by the NHS as part of their care and support. Using patient data is vital to improve health and care for everyone. There is huge potential to make better use of information from people's patient records, to understand more about disease, develop new treatments, monitor safety, and plan NHS services. Patient data should be kept safe and secure, to protect everyone's privacy, and it's important that there are safeguards to make sure that it is stored and used responsibly. Everyone should be able to find out about how patient data are used. #datasaveslives You can find out more about the background to this citation here: <https://understandingpatientdata.org.uk/data-citation>.

## References

1. Everitt H, Moss-Morris R, Sibelli A, Tapp L, Coleman N, Yardley L, *et al.* Management of irritable bowel syndrome in primary care: the results of an exploratory randomised controlled trial of mebeverine, methylcellulose, placebo and a self-management website. *BMC Gastroenterol* 2013;**13**:68. <https://doi.org/10.1186/1471-230X-13-68>
2. Hellier M, Sanderson J, Morris A, Elias E, De Caestecker J. *Care Of Patients with Gastrointestinal Disorders in the United Kingdom: A Strategy for the Future*. London: British Society of Gastroenterology; 2006.
3. Akehurst R, Kaltenthaler E. Treatment of irritable bowel syndrome: a review of randomised controlled trials. *Gut* 2001;**48**:272–82. <https://doi.org/10.1136/gut.48.2.272>
4. Spiller R, Aziz Q, Creed F, Emmanuel A, Houghton L, Hungin P, *et al.* Guidelines on the irritable bowel syndrome: mechanisms and practical management. *Gut* 2007;**56**:1770–98. <https://doi.org/10.1136/gut.2007.119446>
5. Prior A, Whorwell PJ. Double blind study of ispaghula in irritable bowel syndrome. *Gut* 1987;**28**:1510–13. <https://doi.org/10.1136/gut.28.11.1510>
6. Hayee B, Forgacs I. Psychological approach to managing irritable bowel syndrome. *BMJ* 2007;**334**:1105–9. <https://doi.org/10.1136/bmj.39199.679236.AE>
7. Kennedy T, Jones R, Darnley S, Seed P, Wessely S, Chalder T. Cognitive behaviour therapy in addition to antispasmodic treatment for irritable bowel syndrome in primary care: randomised controlled trial. *BMJ* 2005;**331**:435. <https://doi.org/10.1136/bmj.38545.505764.06>
8. Zijdenbos IL, de Wit NJ, van der Heijden GJ, Rubin G, Quartero AO. Psychological treatments for the management of irritable bowel syndrome. *Cochrane Database Syst Rev* 2009;**1**:CD006442. <https://doi.org/10.1002/14651858.CD006442.pub2>
9. National Institute for Health and Care Excellence (NICE). *Irritable Bowel Syndrome in Adults: Diagnosis and Management of Irritable Bowel Syndrome in Primary Care*. Manchester: NICE; 2015.
10. Andersson G, Bergström J, Holländare F, Carlbring P, Kaldö V, Ekselius L. Internet-based self-help for depression: randomised controlled trial. *Br J Psychiatry* 2005;**187**:456–61. <https://doi.org/10.1192/bjp.187.5.456>
11. Andersson G, Strömberg T, Ström L, Lyttkens L. Randomized controlled trial of internet-based cognitive behavioural therapy for distress associated with tinnitus. *Psychosom Med* 2002;**64**:810–6.
12. Moss-Morris R, McCrone P, Yardley L, van Kessel K, Wills G, Dennison L. A pilot randomised controlled trial of an Internet-based cognitive behavioural therapy self-management programme (MS Invigor8) for multiple sclerosis fatigue. *Behav Res Ther* 2012;**50**:415–21. <https://doi.org/10.1016/j.brat.2012.03.001>
13. National Institute for Health and Care Excellence (NICE). *Depression and Anxiety – Computerised Cognitive Behavioural Therapy (CCBT)*. Manchester: NICE; 2006.
14. Gilbody S, Littlewood E, Hewitt C, Brierley G, Tharmanathan P, Araya R, *et al.* Computerised cognitive behaviour therapy (cCBT) as treatment for depression in primary care (REEACT trial): large scale pragmatic randomised controlled trial. *BMJ* 2015;**351**:h5627. <https://doi.org/10.1136/bmj.h5627>

15. Everitt HA, Moss-Morris RE, Sibelli A, Tapp L, Coleman NS, Yardley L, *et al.* Management of irritable bowel syndrome in primary care: feasibility randomised controlled trial of mebeverine, methylcellulose, placebo and a patient self-management cognitive behavioural therapy website. (MIBS trial). *BMC Gastroenterol* 2010;**10**:136. <https://doi.org/10.1186/1471-230X-10-136>
16. Ljótsson B, Falk L, Vesterlund AW, Hedman E, Lindfors P, Rück C, *et al.* Internet-delivered exposure and mindfulness based therapy for irritable bowel syndrome – a randomized controlled trial. *Behav Res Ther* 2010;**48**:531–9. <https://doi.org/10.1016/j.brat.2010.03.003>
17. Hunt MG, Moshier S, Milonova M. Brief cognitive-behavioral internet therapy for irritable bowel syndrome. *Behav Res Ther* 2009;**47**:797–802. <https://doi.org/10.1016/j.brat.2009.05.002>
18. Everitt H, Landau S, Little P, Bishop F, McCrone P, O'Reilly G, *et al.* Assessing Cognitive behavioural Therapy in Irritable Bowel (ACTIB): protocol for a randomised controlled trial of clinical-effectiveness and cost-effectiveness of therapist delivered cognitive behavioural therapy and web-based self-management in irritable bowel syndrome in adults. *BMJ Open* 2015;**5**:e008622. <https://doi.org/10.1136/bmjopen-2015-008622>
19. Drossman DA. The functional gastrointestinal disorders and the Rome III process. *Gastroenterology* 2006;**130**:1377–90.
20. Moss-Morris R, McAlpine L, Didsbury LP, Spence MJ. A randomized controlled trial of a cognitive behavioural therapy-based self-management intervention for irritable bowel syndrome in primary care. *Psychol Med* 2010;**40**:85–94. <https://doi.org/10.1017/S0033291709990195>
21. Howie JG, Heaney DJ, Maxwell M, Walker JJ. A comparison of a Patient Enablement Instrument (PEI) against two established satisfaction scales as an outcome measure of primary care consultations. *Fam Pract* 1998;**15**:165–71. <https://doi.org/10.1093/fampra/15.2.165>
22. Burgess M, Chalder T. *PACE Manual for Therapists: Cognitive Behaviour Therapy for CFS/ME*. London: King's College London, PACE Trial Management Group; 2004.
23. White PD, Goldsmith KA, Johnson AL, Potts L, Walwyn R, DeCesare JC, *et al.* Comparison of adaptive pacing therapy, cognitive behaviour therapy, graded exercise therapy, and specialist medical care for chronic fatigue syndrome (PACE): a randomised trial. *Lancet* 2011;**377**:823–36. [https://doi.org/10.1016/S0140-6736\(11\)60096-2](https://doi.org/10.1016/S0140-6736(11)60096-2)
24. Francis CY, Morris J, Whorwell PJ. The irritable bowel severity scoring system: a simple method of monitoring irritable bowel syndrome and its progress. *Aliment Pharmacol Ther* 1997;**11**:395–402. <https://doi.org/10.1046/j.1365-2036.1997.142318000.x>
25. Mundt JC, Marks IM, Shear MK, Greist JH. The Work and Social Adjustment Scale: a simple measure of impairment in functioning. *Br J Psychiatry* 2002;**180**:461–4. <https://doi.org/10.1192/bjp.180.5.461>
26. Müller-Lissner S, Koch G, Talley NJ, Drossman D, Rueegg P, Dunger-Baldauf C, *et al.* Subject's Global Assessment of Relief: an appropriate method to assess the impact of treatment on irritable bowel syndrome-related symptoms in clinical trials. *J Clin Epid* 2003;**56**:310–16. [https://doi.org/10.1016/S0895-4356\(03\)00027-1](https://doi.org/10.1016/S0895-4356(03)00027-1)
27. Zigmond AS, Snaith RP. The hospital anxiety and depression scale. *Acta Psychiatr Scand* 1983;**67**:361–70. <https://doi.org/10.1111/j.1600-0447.1983.tb09716.x>
28. Beecham J, Knapp M. Costing Psychiatric Interventions. In Thornicroft G, editor. *Measuring Mental Health Needs*. London: Gaskell; 2011. pp. 200–4.
29. Brooks R. EuroQol: the current state of play. *Health Policy* 1996;**37**:53–72. [https://doi.org/10.1016/0168-8510\(96\)00822-6](https://doi.org/10.1016/0168-8510(96)00822-6)

30. Robinson A, Lee V, Kennedy A, Middleton L, Rogers A, Thompson DG, Reeves D. A randomised controlled trial of self-help interventions in patients with a primary care diagnosis of irritable bowel syndrome. *Gut* 2006;**55**:643–8. <https://doi.org/10.1136/gut.2004.062901>
31. Toner BB, Stuckless N, Ali A, Downie F, Emmott S, Akman D. The development of a cognitive scale for functional bowel disorders. *Psychosom Med* 1998;**60**:492–7. <https://doi.org/10.1097/00006842-199807000-00017>
32. Broadbent E, Petrie KJ, Main J, Weinman J. The brief illness perception questionnaire. *J Psychosom Res* 2006;**60**:631–7. <https://doi.org/10.1016/j.jpsychores.2005.10.020>
33. Reme SE, Darnley S, Kennedy T, Chalder T. The development of the irritable bowel syndrome-behavioral responses questionnaire. *J Psychosom Res* 2010;**69**:319–25. <https://doi.org/10.1016/j.jpsychores.2010.01.025>
34. Rimes KA, Chalder T. The Beliefs about Emotions Scale: validity, reliability and sensitivity to change. *J Psychosom Res* 2010;**68**:285–92. <https://doi.org/10.1016/j.jpsychores.2009.09.014>
35. Baker R, Thomas S, Thomas PW, Gower P, Santonastaso M, Whittlesea A. The Emotional Processing Scale: scale refinement and abridgement (EPS-25). *J Psychosom Res* 2010;**68**:83–8. <https://doi.org/10.1016/j.jpsychores.2009.07.007>
36. Watson D, Clark LA, Tellegen A. Development and validation of brief measures of positive and negative affect: the PANAS scales. *J Pers Soc Psychol* 1988;**54**:1063–70. <https://doi.org/10.1037/0022-3514.54.6.1063>
37. Crawford J, Henry J. The Positive And Negative Affect Schedule (PANAS): construct validity, measurement properties and normative data in a large non-clinical sample. *Br J Clin Psychol* 2004;**43**:245–65. <https://doi.org/10.1348/0144665031752934>
38. Brueton VC, Tierney JF, Stenning S, Meredith S, Harding S, Nazareth I, Rait G. Strategies to improve retention in randomised trials: a Cochrane systematic review and meta-analysis. *BMJ Open* 2014;**4**:e003821. <https://doi.org/10.1136/bmjopen-2013-003821>
39. Baldwin SA, Murray DM, Shadish WR, Pals SL, Holland JM, Abramowitz JS, et al. Intraclass correlation associated with therapists: estimates and applications in planning psychotherapy research. *Cogn Behav Ther* 2011;**40**:15–33. <https://doi.org/10.1080/16506073.2010.520731>
40. White IR, Royston P, Wood AM. Multiple imputation using chained equations: issues and guidance for practice. *Stat Med* 2010;**30**:377–99. <https://doi.org/10.1002/sim.4067>
41. Eddings WM, Marchenko Y. Diagnostics for multiple imputation in Stata. *Stata J* 2012;**12**:353–67. <https://doi.org/10.1177/1536867X1201200301>
42. Moher D, Schulz KF, Altman DG. The CONSORT statement: revised recommendations for improving the quality of reports of parallel-group randomised trials. *Lancet* 2001;**357**:1191–4. [https://doi.org/10.1016/S0140-6736\(00\)04337-3](https://doi.org/10.1016/S0140-6736(00)04337-3)
43. Ljótsson B, Andersson G, Andersson E, Hedman E, Lindfors P, Andréewitch S, et al. Acceptability, effectiveness, and cost-effectiveness of internet-based exposure treatment for irritable bowel syndrome in a clinical sample: a randomized controlled trial. *BMC Gastroenterol* 2011;**11**:110. <https://doi.org/10.1186/1471-230X-11-110>
44. van Ballegooijen W, Cuijpers P, van Straten A, Karyotaki E, Andersson G, Smit JH, Riper H. Adherence to internet-based and face-to-face cognitive behavioural therapy for depression: a meta-analysis. *PLOS ONE* 2014;**9**:e100674. <https://doi.org/10.1371/journal.pone.0100674>
45. Pajak R, Lackner J, Kamboj SK. A systematic review of minimal-contact psychological treatments for symptom management in irritable bowel syndrome. *J Psychosom Res* 2013;**75**:103–12. <https://doi.org/10.1016/j.jpsychores.2013.05.007>

46. McCombie A, Geary R, Andrews J, Mikocka-Walus A, Mulder R. Computerised cognitive behavioural therapy for psychological distress in patients with physical illnesses: a systematic review. *J Clin Psychol Med Settings* 2015;**22**:20–44. <https://doi.org/10.1007/s10880-015-9420-0>
47. Andersson G, Bergstrom J, Buhrman M, Caribring P, Hollandare F, Kaldø V, et al. Development of a new approach to guided self-help via the internet: the Swedish experience. *J Tech Hum Serv* 2008;**26**:161–81. <https://doi.org/10.1080/15228830802094627>
48. Spek V, Cuijpers P, Nyklíček I, Riper H, Keyzer J, Pop V. Internet-based cognitive behaviour therapy for symptoms of depression and anxiety: a meta-analysis. *Psychol Med* 2007;**37**:319–28. <https://doi.org/10.1017/S0033291706008944>
49. Andrade LH, Alonso J, Mneimneh Z, Wells JE, Al-Hamzawi A, Borges G, et al. Barriers to mental health treatment: results from the WHO World Mental Health surveys. *Psychol Med* 2014;**44**:1303–17. <https://doi.org/10.1017/S0033291713001943>
50. Castelein S, Bruggeman R, Davidson L, van der Gaag M. Creating a supportive environment: peer support groups for psychotic disorders. *Schizophr Bull* 2015;**41**:1211–13. <https://doi.org/10.1093/schbul/sbv113>
51. Bennett-Levy J, Perry H. The promise of online cognitive behavioural therapy training for rural and remote mental health professionals. *Australas Psychiatry* 2009;**17**(Suppl. 1):121–4. <https://doi.org/10.1080/10398560902948126>
52. Cartreine JA, Ahern DK, Locke SE. A roadmap to computer-based psychotherapy in the United States. *Harv Rev Psychiatry* 2010;**18**:80–95. <https://doi.org/10.3109/10673221003707702>
53. Coulson NS. Receiving social support online: an analysis of a computer-mediated support group for individuals living with irritable bowel syndrome. *Cyberpsychol Behav* 2005;**8**:580–4. <https://doi.org/10.1089/cpb.2005.8.580>
54. Prasko J, Jelenova D, Mihal V. Psychological aspects and psychotherapy of inflammatory bowel diseases and irritable bowel syndrome in children. *Biomed Pap Med Fac Univ Palacky Olomouc Czech Repub* 2010;**154**:307–14. <https://doi.org/10.5507/bp.2010.046>
55. van den Berg S, Shapiro DA, Bickerstaffe D, Cavanagh K. Computerized cognitive-behaviour therapy for anxiety and depression: a practical solution to the shortage of trained therapists. *J Psychiatr Ment Health Nurs* 2004;**11**:508–13. <https://doi.org/10.1111/j.1365-2850.2004.00745.x>
56. Cuijpers P, Donker T, van Straten A, Li J, Andersson G. Is guided self-help as effective as face-to-face psychotherapy for depression and anxiety disorders? A systematic review and meta-analysis of comparative outcome studies. *Psychol Med* 2010;**40**:1943–57. <https://doi.org/10.1017/S0033291710000772>
57. Klein B, Mitchell J, Gilson K, Shandley K, Austin D, Kiropoulos L, et al. A therapist-assisted Internet-based CBT intervention for posttraumatic stress disorder: preliminary results. *Cogn Behav Ther* 2009;**38**:121–31. <https://doi.org/10.1080/16506070902803483>
58. Hadjistavropoulos HD, Alberts NM, Nugent M, Marchildon G. Improving access to psychological services through therapist-assisted, internet-delivered cognitive behaviour therapy. *Can Psychol* 2014;**55**:303–11. <https://doi.org/10.1037/a0037716>
59. Beattie A, Shaw A, Kaur S, Kessler D. Primary-care patients' expectations and experiences of online cognitive behavioural therapy for depression: a qualitative study. *Health Expect* 2009;**12**:45–59. <https://doi.org/10.1111/j.1369-7625.2008.00531.x>
60. Tonkin-Crine S, Bishop FL, Ellis M, Moss-Morris R, Everitt H. Exploring patients' views of a cognitive behavioral therapy-based website for the self-management of irritable bowel syndrome symptoms. *J Med Internet Res* 2013;**15**:e190. <https://doi.org/10.2196/jmir.2672>

61. Campbell M, Fitzpatrick R, Haines A, Kinmonth AL, Sandercock P, Spiegelhalter D, Tyrer P. Framework for design and evaluation of complex interventions to improve health. *BMJ* 2000;**321**:694–6. <https://doi.org/10.1136/bmj.321.7262.694>
62. Lewin S, Glenton C, Oxman AD. Use of qualitative methods alongside randomised controlled trials of complex healthcare interventions: methodological study. *BMJ* 2009;**339**:b3496. <https://doi.org/10.1136/bmj.b3496>
63. Clark T. On 'being researched': why do people engage with qualitative research? *Qual Res* 2010;**10**:399–419. <https://doi.org/10.1177/1468794110366796>
64. Campbell R, Adams AE, Wasco SM, Ahrens CE, Sefl T. 'What has it been like for you to talk with me today?': the impact of participating in interview research on rape survivors. *Violence Against Women* 2010;**16**:60–83. <https://doi.org/10.1177/1077801209353576>
65. Strauss AL, Corbin JM. *Basics of Qualitative Research: Grounded Theory Procedures and Techniques*. Newbury Park, CA: Sage Publications Ltd; 1990.
66. Glaser BG, Strauss AL. *The Discovery of Grounded Theory: Strategies for Qualitative Research*. Chicago, IL: Aldine Publisher Company; 1967.
67. Braun V, Clarke V. Using thematic analysis in psychology. *Qual Res Psych* 2006;**3**:77–101. <https://doi.org/10.1191/1478088706qp063oa>
68. Harvey JM, Sibelli A, Chalder T, Everitt H, Moss-Morris R, Bishop FL. Desperately seeking a cure: Treatment seeking and appraisal in irritable bowel syndrome [published online ahead of print March 5 2018]. *Br J Health Psychol* 2018. <https://doi.org/10.1111/bjhp.12304>
69. Curtis L. *Unit Costs of Health and Social Care 2011*. Canterbury: Personal Social Services Research Unit, University of Kent; 2011.
70. Joint Formulary Committee. *British National Formulary*. 75th edn. London: BMJ Group and Pharmaceutical Press; 2018.
71. Curtis L, Burns A. *Unit Costs of Health and Social Care 2016*. Canterbury: Personal Social Services Research Unit, University of Kent; 2016.
72. Department of Health and Social Care. *NHS Reference Costs 2015 to 2016*. URL: [www.gov.uk/government/publications/nhs-reference-costs-2015-to-2016](http://www.gov.uk/government/publications/nhs-reference-costs-2015-to-2016) (accessed 12 October 2018).
73. Office for National Statistics. *Annual Survey of Hours and Earnings: 2016 Provisional Results*. URL: [www.ons.gov.uk/employmentandlabourmarket/peopleinwork/earningsandworkinghours/bulletins/annualsurveyofhoursandearnings/2016provisionalresults](http://www.ons.gov.uk/employmentandlabourmarket/peopleinwork/earningsandworkinghours/bulletins/annualsurveyofhoursandearnings/2016provisionalresults) (accessed 12 October 2018).
74. White IR, Thompson SG. Adjusting for partially missing baseline measurements in randomized trials. *Stat Med* 2005;**24**:993–1007. <https://doi.org/10.1002/sim.1981>
75. Angrist JD, Imbens GW, Rubin DB. Identification of causal effects using instrumental variables. *J Am Stat Assoc* 1996;**91**:444–55. <https://doi.org/10.2307/2291629>



## Appendix 1 Screening questionnaire

Questionnaire not reproduced owing to copyright restrictions. Please contact the corresponding author for more information.



## Appendix 2 Consent form

ID

### ONLINE CONSENT FORM

**ACTIB (assessing Cognitive behavioural therapy in Irritable Bowel): A randomized controlled trial of clinical and cost-effectiveness of therapist delivered cognitive behavioural therapy and web-based self-management in irritable bowel syndrome**

**Chief Investigator: Dr Hazel Everitt**

**Research team email address:** [REDACTED]

**Research team telephone number:** [REDACTED]

**Patient ID:**

*Please tick the box(es) if you agree with the statement(s):*

- 1.) I have read and understood the information sheet (dated .....,  
version no. ....) and have had the opportunity to ask questions about the study  
 **yes**  **no**
  
- 2.) I agree to take part in this research project and agree for my data to be used  
for the purpose of this study.  
 **yes**  **no**
  
- 3.) I understand that I may be contacted at a later date to take part in an interview  
about my experiences of being involved in the study.  
 **yes**  **no**
  
- 4.) I understand that my GP notes will be accessed at the end of the study to gather data  
on GP consultations for IBS.  
 **yes**  **no**

5.) I confirm that I am aware that if I am randomised to the therapist or low intensity CBT trial arm that the telephone sessions will be audio recorded.

**yes**  **no**

6.) I understand that the data I provide may be monitored by a regulatory authority such as the University of Southampton or the NHS trust that is hosting the study.

**yes**  **no**

7.) I understand my participation is voluntary and I may withdraw at any time without my legal rights being affected

**yes**  **no**

8.) I agree to my GP being told about my participation in the study.

**yes**  **no**

9.) I agree to being contacted in the future for any studies related to this one.

**yes**  **no**

10.) I agree to have a blood test and for that sample to be analysed at the Pathology

**yes**  **no**

Laboratory at Southampton General Hospital.

Signed.....Date.....

## Appendix 3 Baseline questionnaire

Questionnaire not reproduced owing to copyright restrictions. Please contact the corresponding author for more information.



## Appendix 4 Short questionnaire

Questionnaire not reproduced owing to copyright restrictions. Please contact the corresponding author for more information.



## Appendix 5 The 3-, 6- and 12-month questionnaire

Questionnaires not reproduced owing to copyright restrictions. Please contact the corresponding author for more information.



## Appendix 6 Statistical analysis plan

### Assessing Cognitive-behavioural Therapy in Irritable Bowel (ACTIB) Trial.

A randomised controlled trial of clinical and cost effectiveness of therapist-delivered CBT and web-based self-management in irritable bowel syndrome.

Version 1.1 9 March 2017

#### A) QUANTITATIVE ANALYSIS PLAN

##### **Investigators**

Dr Hazel Everitt, University of Southampton  
 Professor Rona Moss-Morris, King's College London  
 Professor Trudie Chalder, King's College London  
 Professor Paul McCrone, King's College London  
 Professor Paul Little, University of Southampton  
 Professor Sabine Landau, King's College London  
 Dr Flis Bishop, University of Southampton  
 Dr Robert Logan, King's College Hospital  
 Dr Nicholas Coleman, Southampton University Hospital Trust

##### **Chief investigator**

Dr Hazel Everitt, University of Southampton

##### **Trial manager**

Dr Gilly O'Reilly, University of Southampton

##### **Research assistants**

Ms Stephanie Hughes, University of Southampton  
 Ms Alice Sibelli, King's College London  
 Ms Sula Windgassen, King's College London

##### **Trial statisticians**

Ms Rachel Holland, King's College London  
 Dr Kimberley Goldsmith, King's College London

##### **Trial health economist**

Professor Paul McCrone, King's College London

##### **Sponsor**

University of Southampton

##### 1. Description of the trial

This is a pragmatic trial of cognitive behavioural therapy (CBT) and web-based CBT self-management for adults with irritable bowel syndrome. The trial will examine the treatment effect of high intensity therapist delivered CBT (TCBT) plus treatment as usual (TAU) or lower intensity web-based CBT (LIBT) plus TAU on severity of symptoms, functioning, symptom relief, distress, enablement, quality of life and health care costs. The trial will examine the effectiveness, acceptability and cost-effectiveness of the two experimental interventions in comparison with treatment as usual. The protocol has been published<sup>29</sup>.

### 1.1 Principal research objectives to be addressed

To investigate whether therapist delivered CBT (plus TAU) or lower intensity web-based CBT (plus TAU) for people with irritable bowel syndrome affects symptom severity, functioning, other clinical outcomes and cost-effectiveness of health service use as compared to TAU only.

#### Primary objectives

1. To examine the treatment differences in symptom severity scores (as measured using the Irritable Bowel Syndrome Symptom Severity Scale (IBS-SSS)) between participants who are allocated to a course of TCBT or LIBT compared to those allocated to treatment as usual (TAU) at 12 months after randomisation.
2. To investigate the treatment differences in functioning (as measured using the Work and Social Adjustment Scale (WASAS)) between participants allocated to TCBT or LIBT and those allocated to TAU at 12 months after randomisation.

#### Secondary objectives

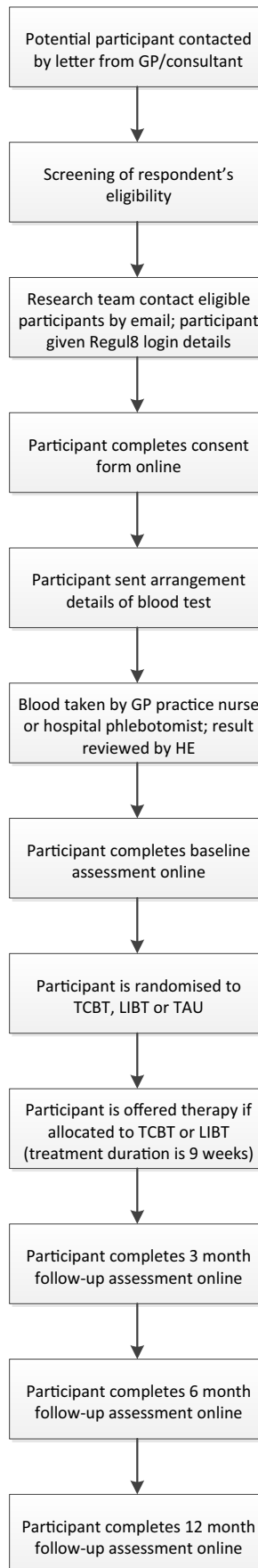
3. To examine the treatment differences in symptom severity scores (as measured using the IBS-SSS) between participants who are allocated to a course of TCBT or LIBT compared to those allocated to TAU at three and six months after randomisation.
4. To investigate the treatment differences in functioning (as measured using the WASAS) between participants allocated to TCBT or LIBT and those allocated to TAU at three and six months after randomisation.
5. To investigate the treatment differences in participants' relief from IBS symptoms (as measured using the Subject's Global Assessment of Relief scale (SGA)) between participants allocated to TCBT or LIBT and those allocated to TAU at all outcome time points (three, six and 12 months after randomisation).
6. To examine the treatment effects on patients' distress (as measured using the Hospital Anxiety and Depression Scale (HADS)) between participants allocated to TCBT or LIBT and those allocated to TAU at all outcome time points (three, six and 12 months after randomisation).
7. To investigate the treatment effects on patients' ability to cope with their illness (as measured using the Patient Enablement Questionnaire (PEQ)) between participants allocated to TCBT or LIBT and those allocated to TAU at all outcome time points (three, six and 12 months after randomisation).
8. To investigate the treatment differences in participants' quality of life (as measured using the EQ-5D scale) between participants allocated to TCBT or LIBT and those allocated to TAU at all outcome time points (three, six and 12 months after randomisation).
9. To summarise participants' perception of the acceptability of self-management treatment for participants allocated to TCBT or LIBT at all outcome time points (three, six and 12 months after randomisation).
10. To investigate the treatment differences in cost-effectiveness of health service use (as measured using the Client Services Receipt Inventory (CSRI)) between participants allocated to TCBT or LIBT and those allocated to TAU at all outcome time points (three, six and 12 months after randomisation).
11. To examine the treatment effect on number of GP contacts during follow-up between participants allocated to TCBT or LIBT and those allocated to TAU.

## 1.2 Trial design including blinding

The ACTIB trial is a parallel design, three-arm, multi-centre randomised controlled trial for adults with irritable bowel syndrome. Randomisation uses random block sizes stratified by treatment centre. Participants are randomised to receive either TCBT (plus TAU), LIBT (plus TAU) or TAU only. Blinding is planned for outcome assessors and the trial statistician.

Following database lock, a decision will be taken on whether to use multiple imputation (see section 2.6 assessment of outcome measures). If multiple imputation is not needed the trial statistician (RH) and outcome assessors will remain blind until after all databases are locked and the main analyses have been completed. Parts of the analyses which involve process variables or measures specific to treatment arm cannot be performed blind. These will be done at the end of the analysis in order to preserve blindness for as long as possible. If it is necessary to use multiple imputation in the main analysis, the trial statistician and assessors will be unblinded before the main analysis.

Figure 1. Trial design flow diagram



### 1.3 Method of allocation of groups

Once consent has been provided and baseline assessments have been completed, individuals will be randomised to one of the three treatment arms. Randomisation will be done in a 1:1:1 ratio. Randomisation is at the patient level and is performed using an online randomisation system set up by the King's Clinical Trials Unit (KCTU) at the Institute of Psychiatry, Psychology and Neuroscience at King's College London. Randomisation is stratified by type of treatment centre (Southampton GP practices, Southampton secondary care, London GP practices, London secondary care) with variable block sizes to ensure that equal numbers of patients are allocated to the three arms within each stratum. The procedure is as follows: on receipt of the baseline questionnaire, the trial manager or research assistant electronically submits details of each participant to the KCTU. This includes: participant ID number, site, initials and date of birth. The system immediately notifies the unblinded researchers and records the randomisation outcome.

### 1.4 Duration of the treatment period

The main treatment period for both TCBT and LIBT arms is nine weeks. Participants in the TCBT arm will have six one-hour telephone sessions with a CBT therapist during this time at approximately weeks one, two, three, five, seven and nine. They will also receive two one-hour booster sessions at four and eight months after randomisation.

Participants in the LIBT arm will undertake eight online sessions over nine weeks at home. They will receive three 30-minute telephone support calls from a therapist during this time at approximately two, four and six weeks and two booster telephone calls at four and eight months after randomisation.

### 1.5 Frequency and duration of follow-up

Participants will complete follow-up measures online at three, six and 12 months after randomisation using the LifeGuide website. 'Baseline complete' date is the closest date to the randomisation date which is available within the LifeGuide data, it is used as a proxy for randomisation date. Those who are unable to complete the measures online will receive a paper copy of the questionnaires (IBS-SSS, SGA, WASAS, PEQ, HADS). If this is not completed they will receive a telephone call from a researcher who will take the participant through a limited selection of the outcome measures. These are the IBS-SSS, WASAS, SGA, PEQ and HADS. Responses of participants contacted in this manner will be recorded in the MACRO database.

### 1.6 Visit windows

Participants will be sent an email and text one week before the questionnaire due date at each outcome time point to remind them to complete the measures. A copy of the paper questionnaire is also sent with a reminder by letter at the due date. If this is not done within a week of this email, a further two reminders by email and text will be sent. If no data have been entered one week after that, a researcher will call the participant to ask if they can collect the data over the telephone.

The acceptable time window for completion of questionnaires at any given time point is no more than 7 days before the expected due date of follow-up and no more than 28 days after the expected due date of follow-up. Treatment effects are expected to be reasonably constant over such a 5 week period.

## 1.7 Data collection

### 1.7.1 Eligibility screening

Eligibility was assessed at enrolment based on a screening questionnaire and blood tests.

#### **Inclusion criteria**

- Patient is aged 18 years old or over
- Patient has refractor IBS (clinically significant symptoms defined by a IBS-SSS > 75)
- Patient fulfils ROME III criteria
- Patient has been offered first-line therapies (e.g. anti-spasmodics, anti-depressants or fibre based medications) but still has continuing IBS symptoms for 12 months or more
- If over 60 years old, patient has had a consultant review in the previous two years to confirm symptoms are related to IBS and that other serious bowel conditions have been excluded.

#### **Exclusion criteria**

- Patient has unexplained rectal bleeding or weight loss
- Patient has diagnosis of inflammatory bowel disease
- Patient has diagnosis of coeliac disease
- Patient has diagnosis of peptic ulcer disease
- Patient has diagnosis of colorectal carcinoma
- Patient is unable to participate in CBT due to speech or language difficulties
- Patient has no access to an internet computer to be able to undertake the LIBT
- Patient has received CBT for IBS in the last two years
- Patient has had previous access to the MIBS website
- Patient is currently participating in an IBS / intervention trial

### 1.7.2 Measures

A detailed description of data collected is given in the Schedule of Assessments and Measures (section C of this document). What follows is a list of measures to aid understanding of the analysis plan.

Text or fields subsidiary to a free text variable will not be analysed or reported as part of the work described in this statistical analysis plan and are labelled (\*\*).

### 1.7.2.1 Demographics and clinical information (measured at baseline only)

#### Demographics

- Sex (male; female)
- Age
- Ethnicity (Caribbean; African; other black background; British; Irish; other white background; Indian; Pakistani; Bangladeshi; other Asian background; white and black Caribbean; white and black African; white and Asian; other mixed background; Chinese; other ethnic group; not stated)
- Marital status (single; married; living with partner; separated; divorced; widowed)
- Who do you live with? (spouse/partner; spouse/partner and children; children (without spouse); parents; alone; other)
- Do you have any dependents?
  - Number of children under five years old
  - Number of children over five years old
  - Number of elderly
  - Number of other dependents
- Usual place of residence (owner occupied flat/house; privately rented flat/house; flat/house rented from local authority; other)
- Index of Multiple deprivation IMD 2010
- Education level (no formal education; GCSE/O-level or equivalent; A-level or equivalent; degree; postgraduate; other)
- Do you have an IBS specialist/consultant?
- If you had a choice, which arm of the trial would you choose to participate in? (TCBT; LIBT; TAU)

#### Clinical information (measured at baseline only)

- When were you diagnosed with IBS? (year and month)
- For how long before diagnosis did you experience symptoms relating to IBS? (years and months)
- Are you, or have you ever had any experience with any of the following remedies for your IBS? (relaxation techniques; hypnotherapy; acupuncture; herbal remedies; counselling; previous CBT; any other psychological therapies; seen a dietician)
- Have you tried any specific diets? (yes; no)
- If so, which diets? (FODMAP; other) (\*\*)
- Have you ever been treated for depression? (yes; no)
- Have you ever been treated for anxiety? (yes; no)
- Are you a member of a patient organisation/self-help group for IBS? (yes; no)

- If you are a member of a patient organisation/self-help group, how often do you participate in face-to-face meetings? (never; several times/year; monthly; fortnightly; weekly or more often)
- If you are a member of a patient organisation/self-help group, how often do you participate in online forums/groups? (never; several times/year; monthly; fortnightly; weekly or more often)

#### **1.7.2.2 Primary outcome measures (measured at baseline, 3, 6 and 12 months)**

There are two primary outcomes, IBS-SS and WASAS. These are recorded at baseline with the primary outcome recorded at 12 months. Time points of three and six months are treated as secondary outcomes.

- Symptom severity at 12 months after randomisation (as measured by the IBS Symptom Severity Scale (IBS-SSS))
- Functioning at 12 months after randomisation (as measured by the Work and Social Adjustment Scale (WASAS))

#### **1.7.2.3 Secondary outcome measures (measured at baseline, 3, 6 and 12 months)**

- Symptom severity at three and six months after randomisation (as measured by the IBS-SSS)
- Functioning at three and six months after randomisation (as measured by the WASAS)
- Relief from IBS symptoms at 3,6,12 month outcome time points (as measured by the Subject's Global Assessment of Relief (SGA))
- Distress at 3,6,12 month outcome time points (as measured by the Hospital Anxiety and Depression Scale (HADS))
- Ability to cope with illness at 3,6,12 month outcome time points (as measured by the Patient Enablement Questionnaire (PEQ))
- Quality of life at 3,6,12 month outcome time points (as measured by the EQ-5D)
- Cost-effectiveness of health service use at all outcome time points (as measured by the Client Services Receipt Inventory (CSRI))
- Number of GP contacts during follow-up

#### **1.7.2.4 Other measures in protocol – hypothesized mediators (measured at baseline, 3, 6 and 12 months)**

Mediation analysis is not covered in this document. The variables listed below were recorded for testing mediation theories, not for the purpose of clinically characterising the sample. They will therefore not be reported as part of this primary analysis plan. Summaries of these variables at baseline will be covered in later secondary analysis.

- Unhelpful cognitions related to IBS (as measured by the Cognitive Scale for Functional Bowel Disorders (CS-FBD))
- Perception of illness (as measured by the Brief Illness Perception Questionnaire for IBS (B-IPQ))
- Behaviour specific to managing IBS symptoms (as measured by the IBS Behavioural Responses Questionnaire (BRQ))

- Beliefs about the unacceptability of experiencing and expressing negative emotion (as measured by the Beliefs about Emotion Scale (BES))
- Awareness of emotional events (as measured by the Impoverished Emotions Experience (IEE) of the Emotional Processing Scale)
- Positive affect (as measured by the Positive and Negative Affect Schedule (PANAS)) (negative affect is measured by the HADS)

#### **1.7.2.5 Adverse events (measured at time of event)**

- Description of adverse event
- Body system
- Duration of AE
- Intensity
- Related to study intervention? (definite; probable; possible; remote; none)
- Outcome (resolved; resolved with sequelae)

#### **1.7.2.6 Therapist details (recorded at therapist's start)**

- Core profession of therapist (psychologist – clinical; CBT psychotherapist; other)
- Number of years working in core profession
- Number of years working with MUS
- Sex (male; female)
- Age of therapist

#### **1.7.2.7 Process variables (measured during treatment period, not at baseline)**

- Number of phone sessions
- Duration of phone sessions
- Count of web sessions accessed
- Homework task completion (completed; partially completed; not completed)
- Engagement with homework
- Continuing use of strategies learnt during treatment
- Perception of the acceptability of self-management treatment at all outcome time points

### 1.8 Sample size estimation (including clinical significance)

A 35 point difference between therapy groups and TAU on IBS SSS at 12 months is regarded as clinically significant (assuming a 15 point placebo response in the TAU arm in the trial<sup>1, 15, 24</sup>). Assuming a within-group IBS-SSS standard deviation of 76 points (taken from MIBS pilot study<sup>15</sup>) this equates to an effect size of 0.46. To achieve 90% power to detect such an effect or larger using a two-sided independent samples t-test at the 2.5% significance level (adjusting for 2 primary outcomes) would require 119 subjects per group. Based on each of 10 therapists delivering therapy to 17 patients within LIBT and TCBT groups and an intraclass correlation of 0.02, taken from Baldwin<sup>38</sup>, this sample size needs to be increased by an inflation factor of 1.32 to take account of therapist effects. We will measure IBS SSS at baseline and assume that baseline values are predictive of post treatment values (correlation 0.4). Accounting for this in our statistical analysis model allows us to decrease the sample size by a deflation factor of 0.84. Finally, assuming that attrition will be less than 20% we apply a further inflation factor (factor 1.25) to allow for this. The final sample size requirement is 165 patients per group or 495 patients in total.

As the trial progressed we found that the attrition rate was closer to 30% (Nov 2014 estimate). The sample size was recalculated using the same group size of 119 subjects with inflation and deflation factors of 1.32 and 0.84 kept constant. The updated attrition rate of 30% gives a sample size of 189 patients per group and a total of 567 patients.

In terms of our second primary outcome (WASAS), this sample size would be sufficient to detect a clinically important difference between the LIBT (or TCBT) and TAU groups in the WASAS. Specifically, we can assume inflation factors of 1.32 for correlation of outcomes within therapists and of 1.25 for attrition and a deflation factor of 0.84 for correlation between baseline and follow-up measures. Therefore, a moderate effect size of 0.46 could be found with 90% power at the 2.5% significance level, given 119 participants per group. Assuming a standard deviation of 8.0 (as estimated in a study of CBT for IBS<sup>8</sup>) this would equate to a clinically meaningful treatment difference of 3.7 points on this scale. This is less than the difference of 5.4 points in change of means that was found in a trial of a CBT-based self-management intervention for IBS<sup>20</sup>.

### 1.9 Brief description of proposed analyses

What follows is a brief introduction to the analyses. Further details are given later on in this document.

Analyses will be carried out by the trial statistician (RH). In the first instance data will be analysed under intention-to-treat assumptions (i.e. analyse all those with data in groups as randomised irrespective of treatment received).

The primary outcome measures, symptom severity (IBS-SSS) and functioning (WASAS), will be analysed using longitudinal linear mixed modelling, including outcome measures at all time points and adjusting for the stratification variable (treatment centre) and baseline measures.

The secondary outcome measures will be also analysed using longitudinal linear mixed modelling, including outcome measures at all time points and adjusting for the stratification variable and baseline measures.

In the case of missing assessments, such analysis can include these participants provided that pre-randomisation values are available for the respective scales. The analysis presumes that the drop-out mechanism is missing at random (MAR). We will use multiple imputation instead of linear mixed modelling if this assumption is found to be incorrect.

Sensitivity analyses will be performed to assess the robustness of the conclusions to the assumptions made regarding the missing value generating process.

Data summaries and analyses will be carried out in Stata 14.

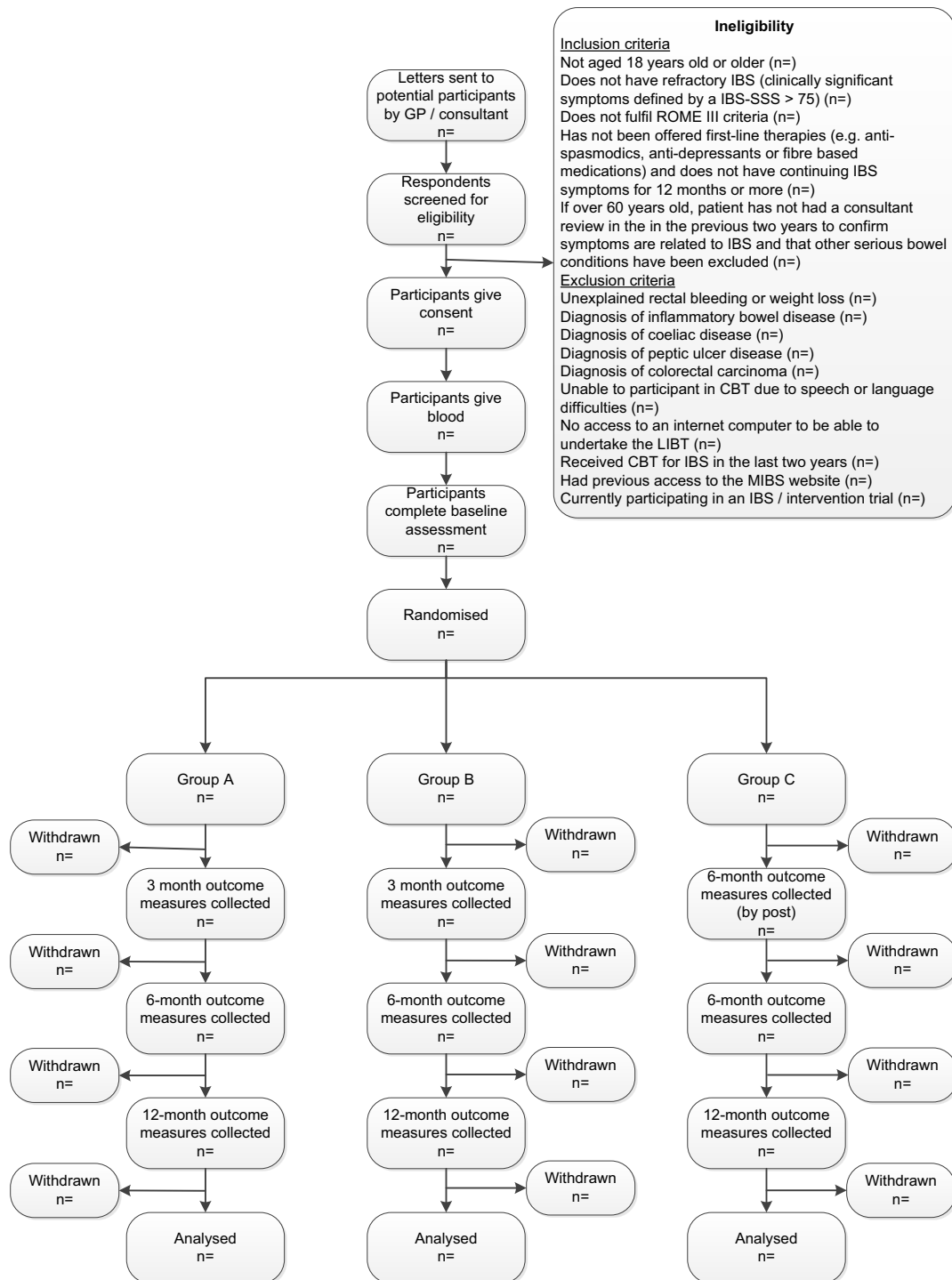
## 2. Data analysis plan – Data description

### 2.1 Recruitment and representativeness of recruited patients

A CONSORT flow chart will be constructed<sup>42</sup> – see Figure 2. This will include the number of potential patients contacted, number screened, number of eligible patients, number of patients agreeing to enter the trial, number of patients refusing, then by treatment arm: the number of patients adherent with treatment, the number continuing through the trial, the number withdrawing, the number lost to follow-up and the numbers excluded/analysed.

Treatment adherence is defined separately for the two active treatment arms. Participants allocated to TCBT who complete at least four of the initial telephone calls will be deemed as adherent with treatment. Those who are offered LIBT and complete four or more website sessions and at least one telephone support call will be considered as treatment adherent.

Figure 2. Template CONSORT diagram for ACTIB trial



## 2.2 Baseline comparability of randomised groups

Baseline descriptions of participants by treatment and overall: minimums and maximums, means and standard deviation, medians and quartiles for continuous variables as appropriate. Frequencies and proportions will be presented for categorical variables. No significance testing will be used to test baseline differences between the trial arms.

Categorical and continuous baseline variables listed in section 1.7.2 will be reported overall and by trial arm.

## 2.3 Adherence to allocated treatment

Binary adherence with a treatment course is defined in section 2.1. Resulting adherence rates will be calculated. The reasons for non-adherence (withdrawal from treatment) will be summarised. In addition further process variables listed in section 1.7.2 will also be summarised by trial arm. See section 2.6 for details on blinding.

Baseline characteristics of those who adhere with allocated treatment will be contrasted to those who do not adhere within treatment arms.

## 2.4 Loss to follow-up and other missing data

Withdrawal from trial follow-up (attrition) will be reported by intervention group. Moreover, the proportions of participants missing each variable will be summarised in each arm and at each time point.

The baseline characteristics of those missing follow-up at 12 months will be compared to those with complete follow-up. The relationship between baseline characteristics and missing data will also be investigated graphically. Factors affecting missingness will be examined using a logistic regression. This will be done by generating a binary variable for missingness for IBS\_SSS and WASAS at 12 months after randomisation and regressing this on baseline variables.

The relationship between adherence and drop-out will also be assessed for the two therapy groups. This will be done using binary variables to indicate adherence to therapy as defined in section 2.1, and for drop-out at 12 months. The relationship between these variables within trial arms will be tested using a chi-squared test. The results of these analyses will inform the need to use multiple imputation in the formal analysis. This is due to the fact that these post-randomisation variables cannot be included as covariates in the model without changing the meaning of the results.

Finally, we will assess whether the assumption of MAR is reasonable. If it is found not to be reasonable, we will consider multiple imputation.

## 2.5 Adverse event reporting

Adverse events (AE), adverse reactions (AR), serious adverse events (SAE) and serious adverse reactions (SAR) will be summarised by treatment arm.

## 2.6 Assessment of outcome measures (unblinding)

Outcome assessors and the trial statistician are being kept blind to treatment allocation and will remain blind until all databases are locked for all participants for the baseline, three month, six month and 12 month time points. At this time an independent statistician will identify whether missing 12 month outcomes is associated with adherence and a decision on using multiple imputation will be taken. If it is necessary to use multiple imputation the statistician will be unblinded. If multiple imputation is not needed the statistician will stay blinded until the primary analysis is complete.

## 2.7 Scoring of questionnaire outcomes

### IBS Symptom Severity Scale (IBS-SSS)<sup>24</sup>

The IBS-SSS is a visual analogue scale which can be used to rate the severity of IBS symptoms. The possible range of scores is 0-500.

The total score comprises the sum of responses to five questions, four of which are rated out of 100. Question 1c) is the frequency of pain over the last ten days – therefore this score must be multiplied by ten before the total score is computed.

Higher scores indicate greater levels of IBS symptom severity.

#### *Scoring:*

The primary publication for this questionnaire does not give instructions for how to deal with missing data. In the absence of such guidelines, the total pro-rata score will be calculated provided that the level of missingness is less than or equal to 20%. In this way, the total score will be calculated provided that at least four out of five items are present. If four items are non-missing, the mean of these four will be used to impute the fifth.

### Work and Social Adjustment Scale (WASAS)<sup>25</sup>

The WASAS is a measure of impairment of functioning. The possible range of scores is 0-40.

The total score comprises the sum of responses to five questions, each of which is on a nine-point Likert scale (i.e. 0-8).

Higher scores indicate that ability to complete day-to-day tasks is more greatly impaired.

#### *Scoring:*

The primary publication for this questionnaire does not give instructions for how to deal with missing data. In the absence of such guidelines, the total pro-rata score will be calculated provided that the level of missingness is less than or equal to 20%. In this way, the total score will be calculated provided that at least four out of five items are present. If four items are non-missing, the mean of these four will be used to impute the fifth.

### Subject's Global Assessment of Relief (SGA)<sup>26</sup>

The SGA is a measure of overall wellbeing, abdominal pain/discomfort, and bowel function and uses a single item with a five-point Likert scale.

Greater scores indicate deterioration of wellbeing / pain / discomfort / bowel function.

#### *Scoring:*

Patients scoring from 1–3 (completely relieved; considerably relieved; somewhat relieved) are considered responders, those scoring 4–5 (unchanged; worse) are non-responders.

### Hospital Anxiety and Depression Scale (HADS)<sup>27</sup>

The scale asks seven questions each about depression and anxiety; the total scores for each are analysed separately. The possible range of scores for each scale is 0-21. The combined scales representing distress as an overall score range from 0 to 42.

The depression items include:

- I feel as if I am slowed down;
- I still enjoy the things I used to enjoy;
- I have lost interest in my appearance;
- I can laugh and see the funny side of things;
- I look forward with enjoyment to things;
- I feel cheerful;
- I can enjoy a good book or radio or television programme.

The anxiety items include:

- I feel tense or 'wound up';
- I get a sort of frightened feeling like 'butterflies' in the stomach;
- I get a sort of frightened feeling as if something awful is about to happen;
- I feel restless as if I have to be on the move;
- Worrying thoughts go through my mind;
- I get sudden feelings of panic;
- I can sit at ease and feel relaxed.

Higher scores indicate either greater anxiety or depression. We will consider the separate scores for anxiety and depression, plus the combined score for distress<sup>23,24</sup>. Studies using the combined HADS scores to determine the presence of psychological distress use scores from 13 to 19<sup>24</sup>, we will use the midpoint 17 as our cut-off score<sup>25</sup> indicating any mental disorder. The HADS anxiety score will use a cut-off of 10<sup>27</sup>, the HADS depression score will use a cut-off of 7<sup>27</sup>.

#### *Scoring:*

Find the pro-rata mean for the seven items of the anxiety and depression scales separately and multiply by seven to give a total score for each construct, provided that at least six out of seven items are present for each of the constructs. The sum of these two scores will give the overall psychological distress score. Greater than 17 will be considered as a case of distress.

#### Patient Enablement Questionnaire (PEQ)<sup>21</sup>

The PEQ is a measure of self-efficacy. The possible range of scores is 0-12.

The total score comprises the sum of responses to six questions, each of which is on a three-point Likert scale (i.e. 0-2).

Higher scores indicate that belief in ability to cope / self-efficacy has improved.

#### *Scoring:*

The primary publication for this questionnaire does not give instructions for how to deal with missing data. In the absence of such guidelines, the total pro-rata score will be calculated provided that the level of missingness is less than or equal to 20%. In this way, the total score will be calculated provided that at least five out of six items are present. If five items are non-missing, the mean of these five will be used to impute the sixth.

## 2.8 Descriptive statistics for outcome measures

The primary and secondary outcomes listed will be summarised overall at 3, 6 and 12 months and by trial arm; IBS-SSS, WASAS, HADS, SGA, PEQ.

Each of the outcome measures will be described by treatment group and time point. Means and standard deviations or medians and interquartile ranges will be used for continuous variables; box plots, histograms and Q-Q plots will be used to assess whether the distribution of a variable is normal. Frequencies and proportions will be used to describe categorical variables.

## 2.9 Descriptive statistics for process variables

Process variables will be summarised for each treatment arm, including the three questions on acceptability.

For the two CBT arms, acceptability of treatment by treatment arm at 3, 6 and 12 months will be compared. Specifically, this will consider the responses to the questions; How useful did you find the telephone CBT or Regul-8 programme overall? Compared to other treatments you have received for your IBS how do rate this programme? Overall, how satisfied are you with the treatment you received? The numbers and percentages in each of the 4 categories from very useful to useless will be reported for both of the treatment groups at each time point. Fisher's exact test will be used to examine the difference between the therapy arms at the 12 month time point. See the section of handling multiple comparisons in 3.1.4.

## 2.10 Description of therapists/therapies

Details of the therapists will be summarised in tables using appropriate summary statistics.

Relevant variables are listed in section 1.7.2.

## 3. Data analysis plan – Inferential analysis

### 3.1 Main analysis of treatment differences

The main statistical analyses will estimate the difference in mean outcomes between patients randomised to TCBT and TAU, LIBT and TAU or TAU alone by intention to treat at the various post-treatment observation time points. This trial is not powered to provide comparisons between CBT and LIBT, thus such analyses are not included in this SAP. Group difference estimates of the IBS-SSS change between the TCBT with TAU and TAU group and between the LIBT with TAU and TAU group, associated confidence intervals and standardised effect sizes will be reported.

Missing post randomisation assessments will be dealt with by fitting adequate linear models to all the variables using maximum likelihood methods. Such an approach provides valid inferences under the assumption that the missing data mechanism is ignorable (MAR) and provided that predictors of missingness are included as covariates in the model. If the MAR assumption is found not to hold, e.g. because process variables are found to predict missing data, multiple imputation will be used instead.

Group difference estimates and associated 95% confidence intervals (or 97.5% confidence intervals for primary outcomes) will be reported. The trial statistician (RH) will remain blind as long as possible; for details regarding the unblinding procedures see sections 1.2 and 2.6.

The significance level will be 2.5% (two-sided) for each of the two primary outcomes. Secondary analyses will be carried out at the 5% level but will have to be interpreted with care as the effect of multiple testing is not taken account of.

Sensitivity analyses will be used to assess the robustness of conclusions from assumptions such as non-ignorable missing outcome data or, departures from randomised treatment.

### 3.1.1 Analysis of primary outcomes

The analysis population will include all patients with non-missing baseline measurements. The primary outcomes are symptom severity (IBS-SSS) and overall functioning (WASAS) at 12 months post randomisation. Outcome data at all three post treatment time points (three, six and 12 months after randomisation) will be modelled simultaneously. These outcomes will constitute the dependent variable and symptom severity / functioning at baseline, treatment centre, predictors of drop-out, trial arm, time dummy variables and a treatment\*time interaction term will be included as explanatory variables. The covariance matrix of the repeated measures will be carefully modelled. An unstructured covariance matrix and the covariance matrix implied by a random intercept model will be formally compared, and the best covariance structure identified. This analysis is valid provided that outcomes are missing at random (MAR). This is to say that given the observed data, the missingness pattern does not depend on unobserved data.

The relationship between baseline variables and missing outcome data will be assessed using logistic regression with an outcome variable that represents whether outcome symptom severity / functioning data are present or missing at 12 months. Should any baseline variables be predictive of missingness then these will be included as covariates in models. Should the post-treatment variable "adherence with treatment" predict missingness then multiple imputation will be used to allow for this form of MAR. The impact of departures from MAR on treatment effects will be assessed using sensitivity analysis.

Random therapist effects will be modelled: It will be tested whether a significant interaction exists between randomisation arm and therapist. Potential clustering due to patients being treated by the same therapist in the TCBT or LIBT arms will then be allowed for by adding respective random effects for therapists in these arms.

Besides expressing effects as standardised differences (Cohen's *d*), numbers needed to treat (NNT) will also be calculated for each of the two primary outcomes. We define an event as a participant improving their score across the study (between baseline and the final outcome of 12 months) by the pre-specified differences given below. The NNT for each treatment arm is calculated as the inverse of the event rate in the treatment arm minus the event rate in the control arm. This can be interpreted as the number of patients who must be treated in order for one patient to improve their score on the IBS-SSS or WASAS by at least the pre-specified point difference.

A 35 point difference between therapy groups and TAU on IBS SSS at 12 months is regarded as clinically significant (see section 1.8). Assuming an expected 15 point placebo response in the TAU arm in the trial<sup>1, 15, 24</sup> this translates into an expected improvement of 50 points in the therapy arms. Following on from this we define participant improvement on the IBS SSS as a decrease of 50 points or more. Thus the number of participants making at least the specified improvement of 50 points will be calculated in each arm of the trial arms.

There is no agreed clinically significant improvement in points between baseline and final outcome for WASAS. In order to calculate the NNT, we therefore apply the same threshold for defining clinical significance as used for IBS SSS: The minimal clinically important group difference in IBS SSS translates into a moderate standardised effect size of 0.46 (see section 1.8). Assuming that the standard deviation on the WASAS is 8 points (Kennedy et al<sup>2</sup>) this equates to a difference of 3.7 points between treatment arms and TAU on the WASAS. If we further assume an expected improvement of 2.2 points between baseline and 12 months for the TAU arm, then this suggests an expected change of 5.9 points in the treatment arms. Thus the number of participants in each trial arm improving their score by at least 5.9 points will be calculated.

### 3.1.2 Analysis of secondary outcomes

Secondary patient outcomes relating to symptom severity and functioning (at three and six months after randomisation), distress (HADS) and ability to cope with illness (PEQ) will be analysed using linear mixed models in a similar method to that described above.

Relief from IBS symptoms (SGA) is a binary measure (responders; non-responders). A mixed logistic model will be considered for this outcome.

Health economic outcomes are discussed below in the section ECONOMIC ANALYSIS PLAN.

### 3.1.3 Sensitivity analyses

#### 3.1.3.1 *Departure from MAR assumption*

If clinical input can be provided we will test sensitivity to the impact of departures from the assumption that missing data in the 12 month outcome data for IBS-SSS and WASAS is missing at random. This assumption implies that the mean change within the 3 groups would be the same regardless of whether data is missing or not. We intend to test the sensitivity to this assumption by using a range of possible mean differences in outcome between those with missing data and those with observed values in the three trial arms. This will be based on the investigators' opinion about the possible range of mean differences between those with missing data and those without.

#### 3.1.3.2 *Adherence to treatment*

Adherence to treatment will be summarised by treatment arm. If there is considerable non-adherence then the primary intention-to-treat analysis might be biased for the purpose of assessing efficacy, that is estimating the effect of actually receiving treatment as defined in the protocol (see the definition of adherence in section 2.1). In order to assess this non-compliance bias we will estimate the complier average causal effects (CACE) and contrast this estimate with the ITT estimate. Methods for CACE estimation are described in the CACE estimation section below.

#### 3.1.3.3 *Eligibility*

A further sensitivity analysis will be done to consider the effect of excluding those participants who were found to have refractor IBS at screening but were found to no longer have refractor IBS at the second pre-randomisation assessment time point (baseline). That is, those participants who had an IBS-SSS core of 76 or greater at screening but were found to have a score of less than 76 at baseline will be excluded.

#### 3.1.3.4 *Constancy of time effect (timeliness of questionnaire completion)*

The number of questionnaires completed on time will be summarised at 3, 6 and 12 months.

A further sensitivity analysis will be done to assess the effect of failure to complete follow-up questionnaires (IBS-SSS and WASAS) within the expected time period. The main analysis assumes that the treatment effect assigned to an assessment time point (3, 6 or 12 months) is constant across the assessment window. We look at how results change if we assume that the treatment effect is constant only within the defined time window by dropping data points recorded outside of the defined time window in a sensitivity analysis.

Follow-up questionnaires are completed at 3 months, 6 months and 12 months after randomisation. The acceptable time window for a questionnaire for a given follow-up time point is no more than 7 days before the expected due date of follow-up and no more than 28 days after the expected due date of follow-up.

### 3.1.4 Statistical considerations

#### *Stratification and clustering*

Randomisation is stratified by type of treatment centre (which has four levels). Therefore it is important to include this variable as a covariate in the modelling process.

The structure of the majority of the data is longitudinal with repeated measurements at baseline, three months, six months and 12 months after randomisation. This correlation of observations within participants is being taken into account by a modelling process for the covariance matrix.

Correlation between repeated measures and due to sharing the same therapist will be allowed for by including subject-varying random intercepts as well as therapist-varying random intercepts for TCBT and LIBT groups in the mixed models.

#### *Missing items in scales and subscales*

The number (%) with complete data will be reported. The ideal approach is to use missing value guidance provided for scales. Where this guidance is not available, scales will be pro-rated for an individual if 20% or fewer items are missing. For example, in a scale with 10 items, prorating will be applied to individuals with 1 or 2 items missing. The average value for the 8 or 9 complete items will be calculated for that individual and used to replace the missing values. The scale score will be calculated based on the complete values and these replacements. The scoring rules for each of the questionnaire scales are listed in section 2.7.

#### *Missing baseline data*

Missing baseline data should not be a problem. However, if we encounter missing baseline values of outcome variables then these can be singly imputed according to White and Thompson<sup>74</sup> without incurring bias of the treatment effect estimate.

#### *Missing outcome data*

Missing post-randomisation assessments will be dealt with by fitting linear mixed models to all the available data using maximum likelihood methods. Such an approach provides valid inferences under the assumption that the missing data mechanism is ignorable (or MAR). To test the assumption of MAR we will explore whether baseline variables are associated with missing outcome data at the 12 month time point. Binary variables will be created for each individual questionnaire indicating missing/not missing if the time point is missing for that questionnaire. We will perform univariate logistic regressions using the questionnaire indicator variable as the outcome and each of the baseline variables in turn as the independent variable. Non-compliance with treatment will also be considered as a potential factor affecting the missingness of outcome data. Baseline variables with a univariate p-value of 0.2 or less will be entered into a series of manual forward stepwise logistic regression analysis to find the most important variables associated with missing outcome for each questionnaire. Variables will be retained in all models based on likelihood ratio tests.

If post treatment variables, such as adherence with treatment, are found to be predictive of drop-out, multiple imputation will be considered.

*Method for handling multiple comparisons*

Hochberg - Bonferroni adjustment for multiple outcomes will be used for the two primary outcomes.

*Method for handling non-adherence (per protocol/CACE analyses)*

In addition to the primary intention-to-treat analysis, the effect of actually receiving treatment as defined in the protocol (see sensitivity analysis 3.1.3.2) will also be estimated. If “non-adherence” with the active treatment is high, a CACE analysis will be considered (see below).

Instrumental variable (IV) methods will be used to assess the efficacy of the TCBT/LIBT treatments. Specifically, we will use IV methods to evaluate the causal effect of TCBT/LIBT on clinical outcomes in the subpopulation who comply with intervention. The application of IV methods for explanatory evaluation of RCTs has been advocated because random allocation itself provides a strong instrument for treatment receipt.<sup>75</sup>

*Model assumption checks*

The models assume normally distributed outcomes; this will have been checked when describing the data and if substantial departures from normality occur, transformations will be considered. Residuals will be plotted to check for normality and inspected for outliers.

## 3.1.5 Planned subgroup analyses

No subgroup analyses are planned. The study is not powered to investigate interaction effects.

## 3.2 Interim analysis

No interim analyses are planned for this study.

## 4. Software

Data management: Two online data collection systems will be used. These are LifeGuide and MACRO (InferMed Ltd). The senior research assistant (SH) who is in charge of LifeGuide will extract the data from the main database when required. MACRO is hosted on a dedicated server at KCL and managed by the KCTU. The KCTU Data Manager will extract data periodically as needed and provide these in comma separated (.csv) format. The trial manager or trial team will extract the LifeGuide data, remove unblinding data if required or any disclosive information and provide these in comma separated (.csv) read-only format.

Statistical analysis: Stata 14 will be used for data description and the main inferential analysis.

## B) ECONOMIC ANALYSIS PLAN

*Health economic objectives*

As listed in section 1.1:

10. To investigate the treatment differences in cost-effectiveness of health service use (as measured using the Client Services Receipt Inventory (CSRI)) between participants allocated to TCBT or LIBT and those allocated to TAU at all outcome time points (three, six and 12 months after randomisation).
11. To examine the treatment effect on number of GP contacts during follow-up between participants allocated to TCBT or LIBT and those allocated to TAU.

### *Economic measures*

We will measure costs and assess cost-effectiveness from both a health service and a societal perspective. To calculate the cost of TCBT the number of sessions with therapists will be recorded and combined with the unit cost of therapist time. The latter will be calculated using information on the salary band of therapists, with additional costs representing capital, overheads, training and qualifications<sup>69</sup>. We will ask therapists to estimate how much time during a typical working week is spent in telephone contact with patients and combine this with the total cost and total hours worked per week, in order to produce a cost per hour of direct patient contact time. For LIBT, the number of times therapist support is provided will be recorded and costed in a similar way. The LIBT development costs will be estimated and apportioned over those using the intervention. Other service use will be measured with a service receipt schedule at baseline (going back six months) and each follow-up (with measurement covering the whole period since the prior interview). The schedule will be based on other questionnaires used in similar research<sup>28</sup>. Services will include primary and secondary healthcare, and medication. Service costs will be generated by combining these data with appropriate unit cost information (e.g. NHS Reference Costs<sup>69</sup>, and the British National Formulary) and these costs added to the intervention costs in order to generate total health costs per person.

Societal costs will be calculated by including family care costs and lost production. Family care costs will be recorded by asking patients to state how much time per week family members (and friends) spent providing support in specific areas *because of the IBS*. This time will be combined with average wage rates. Lost days and hours from work will be recorded on the schedule and combined with average wage rates to generate lost production costs. Cost comparisons between the three groups will be made at three, six and 12 months and over the entire follow-up period, in both cases controlling for baseline costs. Cost data are usually skewed and cost comparisons will use a bootstrapped regression model to generate appropriate 95% confidence intervals around the cost differences.

### *Analysis*

Cost-effectiveness will be assessed (from health and societal perspectives) by combining the cost data with the change score on the IBS-SSS and QALYs. The latter will be generated from the EQ-5D combined with UK-specific tariffs. Area under the curve methods, controlling for baseline utility, will be used to calculate the number of QALYs accrued over the follow-up period. If outcomes are better for one group compared to another and costs lower then it will be defined as being 'dominant'. If outcomes are better and costs are higher then an incremental cost-effectiveness ratio will be generated to indicate the extra cost incurred to achieve an extra point reduction in symptoms or extra QALY. Cost-effectiveness planes will be produced, using 1000 cost and outcome differences (from bootstrapped regression models) for each 2-way comparison to explore the uncertainty around the results. Cost-effectiveness acceptability curves will also be produced using bootstrapped regression models with net benefit values as the dependent variables. The net benefit approach requires an assumption about the value placed on a unit improvement in outcome. For QALYs, a range from £0 to £60,000 will be used, thus including the threshold thought to influence NICE decisions. For the IBS-SSS there is no accepted threshold so a range will be chosen such that the points at which one intervention has a 60%, 70%, 80% and 90% likelihood of being the most cost-effective option can be identified.

Sensitivity analyses will be conducted by changing the intervention costs upwards and downwards by 50%, using minimum wages to value lost production, family care and travel time, and by also using the replacement cost approach to value family care with the cost of a homecare worker used as a shadow price.

Modelling beyond the trial period and making comparisons with other interventions is not in the scope of this project.

## C) SCHEDULE OF ASSESSMENTS AND MEASURES

CRF	Recruitment & screening	Baseline assessment	Treatment	3-month assessment	6-month assessment	12-month assessment	Ongoing
<b>Main database</b>							
Screening questionnaire (M)	X						
ROME III (M)	X						
Patient registration form (M)		X					
Eligibility form (M)		X					
Randomisation form (M)		X					
Demographics (LG)		X					
About your IBS (LG)		X					
IBS Symptom Severity Score (LG; M)	X	X		X	X	X	
Work and Social Adjustment Scale (LG; M)		X		X	X	X	
Subject's Global Assessment of Relief (LG; M)				X	X	X	
Hospital Anxiety and Depression Scale (LG; M)		X		X	X	X	
Patient Enablement Questionnaire (LG; M)				X	X	X	
Thoughts on treatment (acceptability) (LG)				X	X	X	
ED-5D (LG)		X		X	X	X	
Client Services Receipt Inventory (LG)		X		X	X	X	
CS-FBD Cognitive Scale (LG) **		X		X	X	X	

B-IPQ for IBS (LG) **		X		X	X	X	
IBS Behavioural Responses Questionnaire (LG) **		X		X	X	X	
Beliefs about Emotions Scale (LG) **		X		X	X	X	
IEE factor of the Emotion Processing Scale (LG) **		X		X	X	X	
Positive and Negative Affect Schedule (LG)		X		X	X	X	
Note review form (M) ***						X	
Adverse events form (M)				X	X	X	X
Drop-out / withdrawal form (M)							X
<b>Therapy database</b>							
Registration form (M)		X					
Treatment session log (M)			X				
End of therapy review form (M) ***			X				
<b>Therapist database</b>							
Therapist registration and details (M)		X					

\*LG=LifeGuide; M=MACRO

\*\* Mediator variables which are not used in analyses discussed in this SAP but will be used in future secondary analyses.

\*\*\* These are not used in statistical analyses, other than those variables used in measuring adherence.

## D) QUALITATIVE ANALYSIS PLAN

A nested qualitative study will explore patients' experiences of treatments. The objectives of this study will be: to identify factors that facilitate or impede adherence to web-delivered and therapist-delivered CBT in this patient group; to provide insight into the quantitative results of this complex trial; to identify social and psychological processes of change that occur during the trial. The qualitative results can thus provide scientific value concerning understanding of change processes and practical value concerning the relative merits of each type of CBT and delivery issues to attend to in any future widespread implementation.

Semi-structured audio-recorded interviews will be conducted at three and 12 months with approximately 17 to 20 participants per arm (i.e. 10% to 12%, sampled purposively to encompass a mix of gender and ages and a range of baseline symptom severity scores). Interviewing participants from each active arm will enable us to identify factors related to adherence and change processes; including participants from the TAU arm will provide insight into the quantitative results. Interviewing the same participants at 3 and 12 months will allow us greater depth to explore change processes over time and the potential to understand better any differences in the quantitative results between 3 and 12 months.

The topic guides comprise a series of open-ended questions and prompts used by the interviewer to elicit participants' experiences of, reflections on, and thoughts and feelings about the trial within the broader context of managing IBS. The 3 month interviews explore participants' experiences of taking part in the trial and the treatment they were allocated to, their experiences of other treatments for IBS, and thoughts about the future. The 12 month interviews explore participants' reflections on taking part in the trial and the treatment they were allocated to, any other treatments they have tried since the 3 month interview, and thoughts about the future.

Interviews will be transcribed verbatim with identifying details (e.g. names) removed. Rigorous qualitative analysis techniques will be employed to ensure the objectives are addressed. Analysis will begin on completion of the first few interviews and will proceed iteratively; this will allow early insights or puzzling findings to be explored more fully in later interviews and for improvements to be made if necessary to the topic guide and interviewing technique. An inductive thematic analysis employing supplementary techniques from grounded theory<sup>65,66</sup> will be used to code the data and to identify themes that capture key concepts and processes. We will follow the thematic analysis procedure outlined by Braun and Clarke<sup>67</sup>, moving (as recommended) backwards and forwards through the phases, rather than approaching the analysis in a linear fashion. We will supplement these phases with techniques from grounded theory as follows.

Phase	Thematic analysis	Supplementary techniques
1	Familiarization with the data through reading and re-reading transcripts	Listen to audio-recordings
2	Generate initial codes	Line-by-line open coding on a portion of the data; constant comparison

3	Searching for themes	Constant comparison; identifying key concepts in the data; write memos
4	Reviewing themes for fit with coded extracts and entire dataset; generate a thematic 'map'	Constant comparison; search for negative/deviant cases; generate case summaries for individual interviewees to capture whole stories and changes across the 3 month and 12 month interviews
5	Defining and naming themes and their inter-relations	Constant comparison
6	Reporting – select compelling examples, final analysis and contextualisation with the literature and research objectives	Identify the limits of the analysis

After identifying the main themes we will use a mixed methods approach to explore the relationship between the qualitative themes and two aspects of the quantitative data: adherence to the interventions and intervention outcomes. This will involve mapping the themes against adherence rates and interventions, as illustrated in the grid:

	Theme 1	Theme 2	Theme 3	Theme 4...
Adherent				
Non-adherent				
TAU				
LIBT				
TCBT				

In addition to the analytic procedures described above, we will take the following steps to enhance the trustworthiness of the analysis: multiple researchers will contribute to the analysis to avoid producing idiosyncratic interpretations; a 'member check' will be conducted whereby interviewees will be invited to comment on summaries of their interviews; an audit trail will be produced to enhance transparency, including memos and a coding manual; field notes will be written after each interview to capture initial impressions and non-verbal/contextual observations.

**Amendments to SAP**

List here any amendments to the SAP that were made after the document was signed off by the TSC.

RH	Nov 2016	section 3.1.1	NNT assumptions were clarified.
RH	Nov 2016	section 2.7	HADS and PEQ scoring sections were clarified
RH	Nov 2016	section 3.1.1	Additions were made to missingness of data section.
RH	Nov 2016	section 3.1.2.1	Analysis of acceptability of treatment added.
RH	Dec 2016	section 2.6	Unblinding point was stated.
RH	Nov 2016	General	Correct typos.
RH	Nov 2016	Section 3.1.3	Added sensitivity analysis on timely completion of outcomes.
RH	Nov 2016	Section 3.1.2/3/4	Re-arranged content to improve readability and clarity.
RH	Nov 2016	Section 2.4	Clarified procedure for determining baseline predictors of missingness
RH	Nov 2016	Section 3	Removed exploratory moderator analysis as agreed by the TSC July 2014.
RH	Nov 2016	Section 2.2	Clarified which variables will be used.
RH	Nov 2016	Section 3.1.1	Added treatment and variables interaction.
RH	Nov 2016	Section 1.8	Included details of sample size update to account for re-estimated drop-out rate.
RH	Nov 2016	Section 1.7	Clarified types of variable and assessment time points.
RH	Nov 2016	Section 1.6	Added definition of visit windows
RH	Nov 2016	Section 1.5	Detail on procedures added.
RH	Nov 2016	Section 1.2	Added details on blinding procedure.
RH	Nov 2016	Front page	Updated name of statistician
RH	Nov 2016	Last page	Removed NCR note. Will be kept in File Notes and NCRs document.

## Glossary

ACTIB: Assessing Cognitive Behavioural Therapy in Irritable Bowel

AE: Adverse event

B-IPQ: Brief Illness Perception Questionnaire

BES: Beliefs about Emotion Scale

BRQ: Behavioural Responses Questionnaire

CACE: Complier average causal effect

CBT: Cognitive behavioural therapy

CS-FBD: Cognitive Scale for Functional Bowel Disorders

CSRI: Client Services Receipt Inventory

EQ-5D: European Quality of life 5-Dimension scale

HADS: Hospital Anxiety and Depression Scale

IBS-SSS: Irritable Bowel Syndrome – Symptom Severity Scale

IEE: Impoverished Emotions Experience

KCTU: King's Clinical Trials Unit

LIBT: Lower intensity web-based cognitive behavioural therapy

LifeGuide: An open source platform that is being used for online interventions and data entry and storage.

MAR: Missing at random

NNT: Number needed to treat

PANAS: Positive and Negative Affect Schedule

PEQ: Patient Enablement Questionnaire

QALY: Quality adjusted life year

Regul8: A CBT-based self-management website for IBS developed specifically for this study using LifeGuide.

SAE: Serious adverse event

SGA: Subject's Global Assessment of Relief

TAU: Treatment as usual

TCBT: Therapist-delivered cognitive behavioural therapy

TSC: Trial steering committee

WASAS: Work and Social Adjustment Scale

IAPT: Improving Access to Psychological Therapies



# Appendix 7 Note review form

**ACTIB**  
**A**ssessing **C**ognitive  
 behavioural **T**herapy  
 in **I**rritable **B**owel

## Note Review Form

Please complete the following form to collect  
 All consultations 12 m prior to study entry  
 IBS consultations 12 m prior to study entry  
 All consultations 12 m post study entry  
 IBS consultations 12 m post study entry  
 Any current major medical problems

Study ID

Site

1. Note Review Form Completion  
 Date ddmmyyyy

Patient's Date of Birth ddmmyyyy

Patient Randomisation Date ddmmyyyy

12 months Prior to Recruitment

2. Notes available Yes / No

Patient has left this surgery (tick if yes)  3b Date if

known

ddmmyyyy

Patient has died (tick if yes)  Date if known

ddmmyyyy

3c. Other reason notes not available

## All Consultations 12 months prior to Study Entry

4a. Is there a year of notes available in the 12 months prior to study entry (circle)

Yes / No

4b. Please write the **number** for each type of consultation (not just IBS). Include missed appointments. Do not include immunisations and screening checks.

	Number of Consultations
4c. Nurse	
4d. Doctor	
4e. Phone (doctor or nurse)	
4f. Unknown	

## IBS Consultations 12 months prior to Study Entry

Consultation	1	2	3	4
Date of Consultation dd/mm/yyyy	/ /	/ /	/ /	/ /
Nurse (N) Doctor (D) phone (P) unknown (U)	N/D/P/U	N/D/P/U	N/D/P/U	N/D/P/U
Diagnosis or Symptoms (tick all that apply to IBS)				
Diarrhoea	<input type="radio"/>	<input type="radio"/>	<input type="radio"/>	<input type="radio"/>
Constipation	<input type="radio"/>	<input type="radio"/>	<input type="radio"/>	<input type="radio"/>
Discomfort/pain anywhere in abdomen	<input type="radio"/>	<input type="radio"/>	<input type="radio"/>	<input type="radio"/>
More frequent bowel movements	<input type="radio"/>	<input type="radio"/>	<input type="radio"/>	<input type="radio"/>
Less frequent bowel movements	<input type="radio"/>	<input type="radio"/>	<input type="radio"/>	<input type="radio"/>
Looser stools (bowel movements)	<input type="radio"/>	<input type="radio"/>	<input type="radio"/>	<input type="radio"/>
Harder stools (bowel movements)	<input type="radio"/>	<input type="radio"/>	<input type="radio"/>	<input type="radio"/>
Hard or lumpy stools	<input type="radio"/>	<input type="radio"/>	<input type="radio"/>	<input type="radio"/>
Loose, mushy or watery stools	<input type="radio"/>	<input type="radio"/>	<input type="radio"/>	<input type="radio"/>
Abdominal bloating	<input type="radio"/>	<input type="radio"/>	<input type="radio"/>	<input type="radio"/>

Other diagnoses (only bowel related)	<input type="radio"/>	<input type="radio"/>	<input type="radio"/>	<input type="radio"/>
Specify diagnosis				
Symptoms				
Treatment given (in relation to IBS or bowel symptoms)	<input type="radio"/>	<input type="radio"/>	<input type="radio"/>	<input type="radio"/>
Specify drug/dose/duration/unit				
Further Investigations (e.g. TTGA, CRP test)	<input type="radio"/>	<input type="radio"/>	<input type="radio"/>	<input type="radio"/>
Please specify				
Hospital admission	<input type="radio"/>	<input type="radio"/>	<input type="radio"/>	<input type="radio"/>
Reason for admission				
Date admission ddmmyyyy	/ /	/ /	/ /	/ /
Date discharge ddmmyyyy	/ /	/ /	/ /	/ /
Specify the speciality, was intensive care used? SAE reported? Y/N				

Referrals	<input type="radio"/>	<input type="radio"/>	<input type="radio"/>	<input type="radio"/>
Reason for referral (for bowel symptoms only)				
Date referral ddmmyyyy	/ /	/ /	/ /	/ /
Death?	<input type="radio"/>	<input type="radio"/>	<input type="radio"/>	<input type="radio"/>

## 12 months Post-Study Entry

### Dates

We are interested in the consultations participants have had in the 12 months since entering the study. Please record information for consultations between the following dates inclusive. Please use an extra sheet if there are more than 4 consultations in this time period.

Patient Recruitment Date

12 months After Recruitment

## All Consultations 12 months Post-Study Entry

Is there a year of notes available in the 12 months prior to study entry (circle)

Yes/No

Please write the **number** for each type of consultation (not just IBS). Include missed appointments. Do not include immunisations and screening checks.

Number of Consultations

Nurse	
Doctor	
Phone (doctor or nurse)	
Unknown	

## **IBS Consultations 12 months Post-Study Entry**

Consultation	1	2	3	4
Date of Consultation dd/mm/yyyy	/ /	/ /	/ /	/ /
Nurse (N) Doctor (D) phone (P) unknown (U)	N/D/P/U	N/D/P/U	N/D/P/U	N/D/P/U
Diagnosis or Symptoms (tick all that apply to IBS)				
Diarrhoea	<input type="radio"/>	<input type="radio"/>	<input type="radio"/>	<input type="radio"/>
Constipation	<input type="radio"/>	<input type="radio"/>	<input type="radio"/>	<input type="radio"/>
Discomfort/pain anywhere in abdomen	<input type="radio"/>	<input type="radio"/>	<input type="radio"/>	<input type="radio"/>
More frequent bowel movements	<input type="radio"/>	<input type="radio"/>	<input type="radio"/>	<input type="radio"/>
Less frequent bowel movements	<input type="radio"/>	<input type="radio"/>	<input type="radio"/>	<input type="radio"/>
Looser stools (bowel movements)	<input type="radio"/>	<input type="radio"/>	<input type="radio"/>	<input type="radio"/>
Harder stools (bowel movements)	<input type="radio"/>	<input type="radio"/>	<input type="radio"/>	<input type="radio"/>
Hard or lumpy stools	<input type="radio"/>	<input type="radio"/>	<input type="radio"/>	<input type="radio"/>
Loose, mushy or watery stools	<input type="radio"/>	<input type="radio"/>	<input type="radio"/>	<input type="radio"/>
Abdominal bloating	<input type="radio"/>	<input type="radio"/>	<input type="radio"/>	<input type="radio"/>

Other diagnoses (only bowel related)	<input type="radio"/>	<input type="radio"/>	<input type="radio"/>	<input type="radio"/>
Specify diagnosis				
Symptoms				
Treatment given (in relation to IBS or bowel symptoms)	<input type="radio"/>	<input type="radio"/>	<input type="radio"/>	<input type="radio"/>
Specify drug/dose/duration/unit				
Further Investigations (e.g. TTGA, CRP test)	<input type="radio"/>	<input type="radio"/>	<input type="radio"/>	<input type="radio"/>
Please specify				
Hospital admission	<input type="radio"/>	<input type="radio"/>	<input type="radio"/>	<input type="radio"/>
Reason for admission				
Date admission ddmmyyy	/ /	/ /	/ /	/ /
Date discharge ddmmyyy	/ /	/ /	/ /	/ /
Specify the speciality, was intensive care used? SAE reported? Y/N				

Referrals	<input type="radio"/>	<input type="radio"/>	<input type="radio"/>	<input type="radio"/>
Reason for referral (for bowel symptoms only)				
Date referral ddmmyyy	/ /	/ /	/ /	/ /
Death?	<input type="radio"/>	<input type="radio"/>	<input type="radio"/>	<input type="radio"/>

## Current Major Medical Problems

Please tick any medical problems the patient has currently

Illness	Other descriptions	tick if yes
Heart disease	Ischaemic heart disease (IHD), angina, myocardial infarction, MI, heart attack, atrial fibrillation, atrial flutter, AF, heart block, heart failure, congestive cardiac failure, coronary artery bypass graft or stent, CABG, angioplasty, left ventricular failure (LVF), cardiovascular disease, mitral stenosis or incompetence, aortic stenosis or incompetence, aortic or mitral valve replacement, pacemaker, ventricular dysrhythmia	
Hypertension	High blood pressure	
Respiratory disease	COPD Chronic obstructive pulmonary disease, chronic bronchitis, emphysema	
	Asthma	
	Other lung disease Fibrosis, fibrosing alveolitis, pneumoconiosis, silicosis	
Diabetes	Non insulin dependent (type 2) diabetes, NIDD, insulin dependent diabetes (type 1), IDD	
Thyroid disease	Hypothyroidism, Hyperthyroidism	
Renal/kidney disease	CKD (chronic kidney disease), nephrotic syndrome, nephritis, glomerulo nephritis, kidney/renal transplant	
Musculoskeletal disease	Rheumatoid arthritis <b>not</b> osteoarthritis	
	Osteoarthritis	
Cancer	Hodgkins Lymphoma, non Hodgkins Lymphoma, multiple myeloma, leukaemia, carcinoma, sarcoma	
Stroke/TIA	Cerebro-vascular accident, transient ischaemic attack	

Peripheral vascular disease	Claudication	
Liver disease	Cirrhosis, alcoholic liver disease, non-alcoholic fatty liver disease, NAFLD, hepatitis B, hepatitis C, chronic active hepatitis	
Gastrointestinal disease	Crohn's disease	
	Ulcerative colitis	
	Diverticulitis	
	Dyspepsia, Gastro-Oesophageal Reflux disease (GORD)	
	Coeliac Disease	
	Pancreatic disease	
	Gallbladder disease	
	Other GI disease – (please write here)	
Mental Health	Depression	
	Bipolar Disorder	
	Anxiety, OCD, Panic Disorder	
	Psychosis	
	Eating Disorder	
	Post-traumatic Stress Disorder	
Dementia		
Migraine		

Chronic Fatigue Syndrome	ME	
Fibromyalgia		
Chronic Pelvic Pain syndrome		

## Other Major Medical Problems or a Query

(a term that may indicate one of these illnesses)



## Appendix 8 General practitioner visits

The numbers of GP visits in the year before and the year after randomisation were recorded when the GP made this information available. The number of visits did not noticeably change and was similar across the three trial arms.

**TABLE 41** General practitioner visits, by participants

GP visits	Trial arm											
	TCBT			WCBT			TAU			All		
	Mean (SD)	Minimum/maximum	Median/observed	Mean (SD)	Minimum/maximum	Median/observed	Mean (SD)	Minimum/maximum	Median/observed	Mean (SD)	Minimum/maximum	Median/observed
In the year before randomisation	4.5 (4.4)	0/32	4/147	4.6 (3.5)	0/20	4/144	4.1 (3.2)	0/16	3/147	4.4 (3.7)	0/32	4/438
In the year after randomisation	4.1 (3.7)	0/17	4/139	4.2 (4.1)	0/28	3/134	4.1 (3.4)	0/20	3/138	4.1 (3.6)	0/28	3/411

## Appendix 9 Protocol deviations

Therapy protocol deviations are recorded in *Chapter 1, Therapy protocol deviations*.

All other protocol deviations are listed below.

ID	Date	Description
20140; 20022; 20130	3 April 2014	LifeGuide message to do baseline set up after 1 week of consent, had to re-consent these participants
10045	30 June 2014	Randomised before participant completed baseline questionnaire
21678	15 July 2014	Participant was sent blood instruction prematurely before consent instruction and therefore had blood test without consent
40002	21 July 2014	Time frame between the FBC and the baseline questionnaire date was a bit more than 3.5 months
20630	29 July 2014	An incorrect ID (20630) was used to request a randomisation for participant 21630
All participants	30 July 2014	Automated e-mails sent to participants asking them to do their questionnaires had the wrong link to the website
10074; 40004	5 August 2014	Automated e-mail failed to arrive from LifeGuide notifying randomisation complete step; LifeGuide support resolved
30100	14 October 2014	Baseline released before receiving the TTG result (she had the other two blood results). The participant completed baseline straight away
23255	8 October 2014	Blood sample came to Alder Moor Health Centre and was forwarded on to pathology by a member of staff in van downstairs
29891	23 June 2015	The participant had blood taken prior to consent and screening
37858	12 March 2015	The screening questionnaire was missing
40192	19 March 2015	Participant with ID 40192 was randomised as a general practice surgery (primary care London) patient. However, they were recruited through London secondary care
16176	23 February 2016	Participant was sent blood instruction prematurely before consent instruction and therefore had blood test without consent
33272	24 February 2016	Randomised before baseline but on the same day
30959	15 March 2016	The participant has been allocated to the LICBT group. However, he is unable to access the online intervention regularly because of constant problems with their laptops. He has requested a paper version of the website. As we do not have a paper version of each webpage from the Regul8 intervention, the participant will receive the manual developed for the HICBT group



# Appendix 10 Qualitative interview schedules

## Three-month interview schedule

### Introduction

- Thank you for agreeing to take part in this interview [short hello].
- I would like to record the conversation we have today so that I can refer back to it at a later date. It enables me to listen to you better. Is that OK?
- Before we start there are a few things I would just like to mention.
- What we talk about will be used as part of the study, but anything said will remain anonymous. We are going to ensure this by not using your real name when we type up the interview. Is that OK?
- If I ask a question that you do not want to answer, that is absolutely fine. Just say so and I will ask you a different question. If at any point you would like to stop participating then please just tell me and we will stop the interview.
- I am currently contacting a number of people who are taking part in the ACTIB study to find out about their experience of taking part in the trial, the treatments used in the trial, other IBS treatments they have tried in the past and the way they feel.
- Anything you can tell me about your experiences including good and bad points would be useful.
- Do you have any questions before we start? Are you happy to continue?

### Section A

First I would like to ask you about the trial you are taking part in.

1. Could you tell me all about your experience of taking part in the trial so far?

Prompt: I am interested in why you agreed to take part in the trial and what you were initially expecting from it.

I am very interested to hear about the treatment that you have had as part of being in the trial (website delivered, therapist delivered, treatment as usual).

1. Could you tell me all about the treatment that you had for your IBS as part of the trial?

Additional prompts to be used flexibly if necessary:

1. What were your expectations of this group before initially trying it?
  - i. How did you feel about being allocated to this group in the beginning?
  - ii. How did you feel about the website-delivered group after a while?
2. What did you like about being in this group?
3. What did you dislike about being in this group?
4. How has your IBS been since you have been using this treatment?

Can you tell me about anything that you feel changed while being in this group? (Symptoms, thoughts, feelings, lifestyle, social/relationships.)

- i. Are there any other things that have changed?

Looking back on this treatment now . . .

- i. What do you think about this treatment for IBS?
- ii. Do you have any particular feelings about the use of this treatment for IBS?

### Section B

In this section of the interview, I would like to find out about other treatments that you have tried for your IBS.

1. Could you tell me about the most helpful treatments you have tried for your IBS?
  - i. What did you like/dislike about these treatments?
2. Could you tell me about the least helpful treatments you have tried for your IBS?
  - i. What did you like/dislike about these treatments?

Prompt: I'm interested in the treatments you have tried before taking part in the trial or any that you have tried since.

For the treatment:

1. What led you to try out this treatment?
2. How would you compare these treatments to each other?
3. How do the past treatments compare with the treatment received during the trial?

### Section C

Until now, we have talked about your experience of taking part in the trial and the different treatments for your IBS. In the following section of the interview, I would like to find out more about how you feel in general and the way you manage your feelings. There are no right or wrong answers; I am just interested in your own personal experience.

1. Could you talk me through how you feel on a typical day?
  - i. Has it always been like this for you? Prompts: have there been any changes recently? If yes, which ones?
2. How do you express your emotions or feelings to other people? Prompt: why do you think this is? What about other people like colleagues or friends?
  - i. Has it always been like this for you? Prompts: have there been any changes recently? If yes, which ones?
3. Could you describe a time that you have experienced negative feelings?
  - i. Can you tell me what you do/did when you experience negative feelings?
  - ii. Is there anything else that you do to cope with negative feelings? If yes, please describe.
4. Could you now describe a time that you have experienced positive feelings? Prompt: can you tell me what you do when you experience positive feelings?

Additional prompts to be used flexibly if necessary:

1. How easy/difficult is to work out how you feel?
2. Do you feel in control of your emotions? Why do you think this is?

### Section D

In the final section of the interview, I am interested in your thoughts about what happens after the trial.

1. How have you been doing since you finished the first set of telephone support sessions? (For active arms only.)
2. What do you think will happen next with your IBS?
3. Is there anything that we could do differently to improve our treatments for people with IBS?

### Closing and ending

- Thank you very much for sharing your thoughts and experiences with me today.
- What you have told me will really help us to understand patients' experiences and hopefully to improve our treatments for IBS.
- Before we finish, is there anything else you want to tell me? Is there anything you want to ask me?
- Offer the participant a copy of the transcript and/or a summary of the findings.

## Twelve-month interview schedule

### Introduction

- Thank you for agreeing to take part in this interview [short hello].
- I would like to record the conversation we have today so that I can refer back to it at a later date. It enables me to listen to you better, is that OK?
- Before we start there are a few things I would just like to mention.
- What we talk about will be used as part of the study, but anything said will remain anonymous. We are going to ensure this by not using your real name when we type up the interview. Is that OK?
- If I ask a question that you do not want to answer that is absolutely fine, just say so and I'll ask you a different question. If at any point you would like to stop participating then please just tell me and we will stop the interview.
- I'm currently contacting a number of people who are taking part in the ACTIB study to find out about their experience of taking part in the trial, the treatments used in the trial, other IBS treatments they have tried in the past and the way they feel.
- Anything you can tell me about your experiences including good and bad points would be useful.
- Do you have any questions before we start? Are you happy to continue?

### Section A

First I would like to ask you about the trial you are taking part in.

1. Now that it has been a year since you started in the trial, can you tell me what you think about your experiences with the study?

As part of the trial, you received [treatment as usual/website + telephone support/telephone CBT]. Now that it has been a little while since your treatment finished, could you tell me what you think about it?

Additional prompts to be used flexibly if necessary:

1. Can you tell me about anything that you feel changed because of this treatment? (Symptoms, thoughts, feelings, lifestyle, social/relationships.)
  - i. Are there any other things that have changed?

2. How has your IBS been since we last spoke?
3. Do you think the treatments had any long-term effects on you?
4. Looking back on this treatment now . . .
  - i. What do you think about this treatment for IBS?
  - ii. How do you feel about the use of this treatment for IBS?
  - iii. What do you like about this treatment?
  - iv. What do you dislike about this treatment?

### Section B

In this section of the interview, I would like to find out about other treatments that you have tried for your IBS.

1. Could you tell me about the most helpful treatments you have tried for your IBS since we last spoke?
  - i. What did you like/dislike about these treatments?
2. Could you tell me about the least helpful treatments you have tried for your IBS since we last spoke?
  - i. What did you like/dislike about these treatments?

For the treatment:

1. What led you to try out this treatment?
2. How would you compare these treatments to each other?
3. How do the past treatments compare with the treatment received during the trial?

### Section C

Until now, we have talked about your experience of taking part in the trial and the different treatments for your IBS. In the following section of the interview, I would like to find out more about how you feel in general and the way you manage your feelings. There are no right or wrong answers; I am just interested in your own personal experience.

1. Could you talk me through how you feel on a typical day?
  - i. Has it always been like this for you? Prompts: have there been any changes recently? If yes, which ones?
2. How do you express your emotions or feelings to other people? Prompt: why do you think this is? What about other people like colleagues or friends?
  - i. Has it always been like this for you? Prompts: have there been any changes recently? If yes, which ones?
3. Could you describe a time that you have experienced negative feelings?
  - i. Can you tell me what you do/did when you experience negative feelings?
4. Is there anything else that you do to cope with negative feelings? If yes, please describe.
5. Could you now describe a time that you have experienced positive feelings? Prompt: can you tell me what you do when you experience positive feelings?

Additional prompts to be used flexibly if necessary:

- i. How easy/difficult is to work out how you feel?
- ii. Do you feel in control of your emotions? Why do you think this is?

### Section D

In the final section of the interview, I'm interested in your thoughts about what happens after the trial.

1. How have you been doing since you finished the first set of telephone support sessions? (For active arms only.)
2. What do you think will happen next with your IBS?
3. Is there anything that we could do differently to improve our treatments for people with IBS?

### Closing and ending

- Thank you very much for sharing your thoughts and experiences with me today.
- What you have told me will really help us to understand patients' experiences and hopefully to improve our treatments for IBS.
- Before we finish, is there anything else you want to tell me? Is there anything you want to ask me?
- Offer the participant a copy of the transcript and/or a summary of the findings.



## Appendix 11 Unit costs used in economic analyses

Service	Unit cost (2016/17 £)
TCBT/WCBT per hour	98
Gastroenterologist	137
GP	33
Other doctor	135
Pharmacist	25
Physiotherapist	49
Practice nurse	15
Psychiatrist	135
Social worker	40
Other therapist	79
Acupuncturist	50
Dietitian	81
Homeopath	50
Occupational therapist	79
Osteopath	50
Nurse at home	28
Nurse in hospital	43
Inpatient day	Depends on specialty
Accident and emergency	138
Allergy test	51
Blood test	8
CT scan	99
EEG	72
Endoscopy	416
MRI	146
Ultrasound	51
X-ray	26
Informal care (per hour)	16
Lost work (per day)	105
Medication	Depends on drug

CT, computerised tomography; EEG, electroencephalogram; MRI, magnetic resonance imaging.

### Notes

Costs are per contact unless stated otherwise.

Costs derived from *NHS Reference Costs*, Personal Social Services Research Unit, Prescription Cost Analysis and Annual survey of Earnings and Hours (2016). Costs of acupuncturist, osteopath and homeopath assumed to be £50 based on internet search.<sup>28,71–73</sup>

Inpatient costs and medication costs are available from the authors.





A decorative graphic consisting of numerous thin, parallel green lines that curve from the left side of the page towards the right, creating a sense of movement and depth.

**EME  
HS&DR  
HTA  
PGfAR  
PHR**

Part of the NIHR Journals Library  
[www.journalslibrary.nihr.ac.uk](http://www.journalslibrary.nihr.ac.uk)

*This report presents independent research funded by the National Institute for Health Research (NIHR). The views expressed are those of the author(s) and not necessarily those of the NHS, the NIHR or the Department of Health and Social Care*

***Published by the NIHR Journals Library***