



King's Research Portal

DOI:

[10.1002/dta.2368](https://doi.org/10.1002/dta.2368)

Document Version

Peer reviewed version

[Link to publication record in King's Research Portal](#)

Citation for published version (APA):

Potter, D. J., Hammond, K., Walker, C., Tuffnell, S., & Di Forti, M. (2018). Potency of Δ^9 -Tetrahydrocannabinol and Other Cannabinoids in Cannabis in England in 2016: Implications for Public Health and Pharmacology. *Drug Testing And Analysis*, 1. <https://doi.org/10.1002/dta.2368>

Citing this paper

Please note that where the full-text provided on King's Research Portal is the Author Accepted Manuscript or Post-Print version this may differ from the final Published version. If citing, it is advised that you check and use the publisher's definitive version for pagination, volume/issue, and date of publication details. And where the final published version is provided on the Research Portal, if citing you are again advised to check the publisher's website for any subsequent corrections.

General rights

Copyright and moral rights for the publications made accessible in the Research Portal are retained by the authors and/or other copyright owners and it is a condition of accessing publications that users recognize and abide by the legal requirements associated with these rights.

- Users may download and print one copy of any publication from the Research Portal for the purpose of private study or research.
- You may not further distribute the material or use it for any profit-making activity or commercial gain
- You may freely distribute the URL identifying the publication in the Research Portal

Take down policy

If you believe that this document breaches copyright please contact librarypure@kcl.ac.uk providing details, and we will remove access to the work immediately and investigate your claim.



Potency of Δ 9-Tetrahydrocannabinol and Other Cannabinoids in Cannabis in England in 2016: Implications for Public Health and Pharmacology

Journal:	<i>Drug Testing and Analysis</i>
Manuscript ID	DTA-17-0318.R2
Wiley - Manuscript type:	Research Article
Date Submitted by the Author:	24-Jan-2018
Complete List of Authors:	Potter, David; GW Pharmaceuticals, Botanical Research and Cultivation Hammond, Kathy; GW Pharmaceuticals Tuffnell, Shaun ; GW Pharmaceuticals Walker, Christopher; Kings College London Di Forti, Marta ; Kings College London, Institute of Psychiatry Psychology and Neuroscience, Dept of Social Genetic and Developmental Psychiatry (SGDP)
Keywords:	herbal cannabis, sinsemilla, resin, potency, cannabinoid, delta-9-tetrahydrocannabinol, cannabidiol, cannabinol
Abstract:	<p>Background: In 2005 and 2008, studies reported that cannabis in England had become dominated by the sinsemilla (unseeded female) form. The average potency (Δ9-tetrahydrocannabinol [THC] content) of this material had doubled over the previous decade. Cannabis resin then circulating contained approximately equal ratios of THC and cannabidiol (CBD), whereas sinsemilla was almost devoid of CBD. Despite raised health concerns regarding sinsemilla use and the development of psychotic disorders, no update on street cannabis potency has been published since 2008. Methods: A total of 995 seized cannabis samples were acquired from the same five constabulary areas included in the 2005 study. The differing forms were segregated and a representative 460 samples analyzed to assess their cannabinoid content using gas chromatography. Results: The resultant median sinsemilla potency of 14.2% THC was similar to that observed in 2005 (13.9%). In each case, sinsemilla contained minimal CBD. Compared with 2005, resin had significantly higher mean THC (6.3%) and lower CBD (2.3%) contents ($p < 0.0001$). Conclusions: Although the average THC concentration in sinsemilla samples across the five constabularies has remained stable since 2005, the availability of this potent form of cannabis has further increased. Moreover, the now rarer resin samples show significantly decreased CBD contents and CBD:THC ratios, leaving the United Kingdom's cannabis street market populated by high-potency varieties of cannabis, which may have concerning implications for public health.</p>

1
2
3
4
5
6
7
8
9
10
11
12
13
14
15
16
17
18
19
20
21
22
23
24
25
26
27
28
29
30
31
32
33
34
35
36
37
38
39
40
41
42
43
44
45
46
47
48
49
50
51
52
53
54
55
56
57
58
59
60

SCHOLARONE™
Manuscripts

For Peer Review

1
2
3 **Potency of Δ^9 -Tetrahydrocannabinol and Other Cannabinoids in Cannabis in England in 2016:**
4 **Implications for Public Health and Pharmacology**
5
6

7 **Short title: Potency of Δ^9 -THC and Other Cannabinoids in Cannabis in England in 2016**
8

9 **David J. Potter, PhD, CBiol, FRSB, FLS, CMIOSH^{1*}**

10 **Kathy Hammond, BA¹**

11 **Shaun Tuffnell, BSc, MSc¹**

12 **Christopher Walker, BSc, PhD²**

13 **Marta Di Forti, MD, PhD³**
14
15

16 ¹ GW Pharmaceuticals ² Drug Control Centre, Kings College London ³ Institute of Psychiatry
17 Psychology and Neuroscience, Dept of Social Genetic and Developmental Psychiatry (SGDP), Kings
18 College London.
19
20

21
22
23 *Correspondence to: Dr David J. Potter, Sovereign House, Vision Park, Chivers Way, Histon,
24 Cambridge CB24 9BZ, UK
25 E-mail: djp@gwpharm.com; Tel: +44 (0) 1223 266800; Fax: +44 (0) 1223 235667
26

27 **Conflicts of interest and financial disclosures**
28

29 David Potter, Kathy Hammond, and Shaun Tuffnell are employed by GW Pharmaceuticals group
30 companies and are shareholders in GW Pharmaceuticals plc, a public company that is researching
31 and developing a portfolio of cannabinoid medicines.
32
33

34 Christopher Walker is employed by the Drug Control Centre, Kings College London.
35
36

37 **Acknowledgment**
38

39 The authors wish to thank the Commissioner of the London Metropolitan Police and Chief
40 Constables of Derbyshire, Kent, Merseyside, and Sussex for their assistance in supplying samples for
41 this study, as well as Adrian Parsons of Kent Police for coordinating their collection.
42
43

44 The Medical Research Council has awarded Dr Marta Di Forti funding in support of her work on
45 cannabis as an MRC Clinician Scientist.
46

47 Editorial support was provided to the authors by Laura Riordan of L.E. Riordan Editorial Services and
48 funded by Greenwich Biosciences.
49
50

51 **ABSTRACT**
52

53 **Background:** In 2005 and 2008, studies reported that cannabis in England had become dominated by
54 the sinsemilla (unseeded female) form. The average potency (Δ^9 -tetrahydrocannabinol [THC]
55
56
57
58
59
60

1
2
3 content) of this material had doubled over the previous decade. Cannabis resin then circulating
4 contained approximately equal ratios of THC and cannabidiol (CBD), whereas sinsemilla was almost
5 devoid of CBD. Despite raised health concerns regarding sinsemilla use and the development of
6 psychotic disorders, no update on street cannabis potency has been published since 2008. **Methods:**
7 A total of 995 seized cannabis samples were acquired from the same five constabulary areas
8 included in the 2005 study. The differing forms were segregated and a representative 460 samples
9 analyzed to assess their cannabinoid content using gas chromatography. **Results:** The resultant
10 median sinsemilla potency of 14.2% THC was similar to that observed in 2005 (13.9%). In each case,
11 sinsemilla contained minimal CBD. Compared with 2005, resin had significantly higher mean THC
12 (6.3%) and lower CBD (2.3%) contents ($p < 0.0001$). **Conclusions:** Although the average THC
13 concentration in sinsemilla samples across the five constabularies has remained stable since 2005,
14 the availability of this potent form of cannabis has further increased. Moreover, the now rarer resin
15 samples show significantly decreased CBD contents and CBD:THC ratios, leaving the United
16 Kingdom's cannabis street market populated by high-potency varieties of cannabis, which may have
17 concerning implications for public health.
18
19
20
21
22
23
24
25
26
27
28
29
30

31 KEYWORDS: herbal cannabis, sinsemilla, resin, potency, cannabinoid, Δ^9 -tetrahydrocannabinol,
32 psychosis, cannabidiol, cannabinol
33

34 INTRODUCTION

35
36 In all European countries, across all age groups, cannabis is the most popular illicit drug. The
37 prevalence of cannabis use in Europe is approximately five times that of other substances. Home
38 Office data indicate that, in England and Wales, cannabis remains the most commonly used illicit
39 drug, where it accounted for 109,527 of the 148,553 drug samples seized by police in the financial
40 year ending March 2016.¹
41
42

43 Many studies have reported the consistent and dose-dependent association between cannabis use
44 and increased risk of developing a psychotic disorder.²⁻⁶ In their 2006 World Drug Report, the United
45 Nations Office on Drugs and Crime emphasized the global nature of this problem in a detailed
46 chapter titled, "Cannabis: Why We Should Care."⁷ The European Monitoring Centre on Drugs and
47 Drug Addiction (EMCDDA) reported that overall, the number of first-time treatment entrants for
48 cannabis problems increased from 45,000 in 2006 to 69,000 in 2014. The causes of the increase in
49 the number of treatment entrants are unclear, but they may be linked to changes in the prevalence
50 of intensive cannabis use and other factors such as the availability of more harmful and higher
51 potency products.⁸
52
53

54 Within the United Kingdom (UK), the illicit drug commonly exists as either a resin (more commonly
55 called *hashish* in the United States) or as dry herbal material. The resin is made by a range of cultural
56
57
58
59
60

1
2
3 methods that physically remove and collect the trichomes from the plant. This process in turn
4 produces materials of varying color and texture. There are two distinct types of dry herbal material.
5 One form is imported into the UK from more southerly countries and contains floral and foliar
6 material from outdoor-grown pollinated female plants. This form is commonly referred to as
7 *traditional herbal cannabis* in the UK and as *marijuana* in the United States. The more frequent type
8 of dried-plant material in the UK consists of unpollinated female floral tissue only. It is usually more
9 potent and is referred to in this article using the widely used term *sinsemilla* (a Spanish derivation
10 meaning “without seeds”). It is also known by a vast range of colloquial names. This form can be
11 grown outdoors in more southerly regions but is predominantly grown in more secure indoor
12 locations, in the absence of male plants, using highly technical equipment.
13
14

15
16 A study of cannabis potency in England in 2005 indicated that *sinsemilla* potency (i.e., Δ^9 -
17 tetrahydrocannabinol [THC] content) had doubled over the previous 10 years. The same study
18 indicated that low-potency cannabis resin no longer dominated the market. Resin was found to
19 contain THC and cannabidiol (CBD) in varying ratios (averaging approximately 1:1), whereas herbal
20 cannabis products almost totally lacked CBD. As CBD has antipsychotic properties that can moderate
21 the effects of THC, the combined shift in use from low-potency resin with CBD to high-potency,
22 intensively grown cannabis lacking CBD suggested that the illicit cannabis now circulating was
23 potentially more harmful than that in use hitherto.^{9,10} A Home Office survey of UK illicit cannabis
24 potency was performed 3 years later on the recommendation of the Medicines & Healthcare
25 Products Regulatory Agency (MHRA); it showed that the upward trend in THC content had
26 continued, as had the decline in availability of cannabis resin.¹¹
27
28

29
30 The EMCDDA in 2016 dedicated an entire section to the changes in cannabis potency across the
31 European Union, reporting that cannabis grown in Morocco, the long-term main source of resin used
32 in the UK and Spain, has changed significantly in recent years. Plant varieties with a higher THC
33 content now are now being grown to provide more potent cannabis products to meet the taste of
34 European users.¹² As a result, resin potency has increased in France in recent years,¹³ and resin
35 elsewhere in Europe may have followed the same trend.
36
37

38 The illicit use of cannabis is primarily for recreational purposes, but in 1997 and 1998, the British
39 Medical Association¹⁴ and House of Lords Science and Technology Committee¹⁵ respectively
40 highlighted the common use of illicit cannabis in the UK for medicinal reasons. No legal forms of
41 cannabis plant-based medicine then existed. The MHRA has since approved the UK use of the
42 medicine Sativex®, containing THC and CBD, to treat spasticity symptoms in multiple sclerosis
43 patients for whom other treatments have failed.¹⁶ However, the National Institute for Health and
44 Care Excellence has not authorized it in England as a prescription medicine, funded by the National
45 Health Service.¹⁷
46
47

48 In the absence of prescription cannabis-based medicines, the use of illicit cannabis for medicinal
49 purposes continues in the UK,¹⁸ with one survey suggesting that 72% of users acquire the substance
50 from “dealers.”¹⁹ Although often efficacious in the management of chronic pain, spasticity, and
51 other ailments,¹⁸ the quality and safety of these materials is never assured.
52
53

54 In the summary of their 2015 World Drug Report, the United Nations Office on Drugs and Crime
55 stated that:
56
57
58
59

1
2
3 *there is growing evidence that it is time to change the widespread perception of cannabis as an illicit*
4 *drug without serious health consequences. The current cannabis market is far more complex and*
5 *sophisticated than in the past and there is a far larger variety of cannabis products on the market*
6 *than ever before, some of which appear to be more harmful than their predecessors. Highly potent*
7 *strains of herbal cannabis, such as sinsemilla, which have high THC content (the main psychoactive*
8 *ingredient) coupled with low CBD content (a cannabinoid with anti-psychotic properties), are*
9 *becoming increasingly popular in some markets. Given that there is growing evidence of links*
10 *between cannabis use and some forms of mental illness, these developments may lead to even*
11 *greater morbidity; an issue worthy of close monitoring.*²⁰
12
13

14 The mental illness referred to here especially includes the well-established association between
15 cannabis use and psychotic disorders⁶ and cognitive deficit.⁴
16

17 To address this issue, we investigated how cannabis circulating in England has changed since the
18 previous surveys conducted in 2005 and 2008. The aim of this study was to quantify the relative
19 proportions of sinsemilla, traditional herbal cannabis, and resin being used at the time of police
20 arrest.
21
22

23 In fresh plant material, THC, CBD, and other newly formed cannabinoids exist in the cannabinoid
24 acid forms, such as tetrahydrocannabinolic acid, or THCA, and cannabidiolic acid, or CBDA. As the
25 plant material ages or is heated (as during gas chromatography [GC]), the acid molecules lose a
26 carboxyl moiety. Decarboxylation results in the conversion of the cannabinoid acids into their
27 neutral forms (e.g., CBDA→CBD). As is common, this article hereafter refers to the cannabinoids in
28 their neutral form only.
29
30

31 32 33 **METHODS**

34 **Acquisition and identification of samples**

35 Assistance was sought from the same five constabularies used in the 2005 study, i.e., Derbyshire,
36 Kent, London Metropolitan, Merseyside, and Sussex. The police were asked to supply any available
37 seized cannabis samples in their property stores. All samples had been seized by police in 2015 (Kent
38 and London Metropolitan) or 2016 (Derbyshire, Merseyside, and Sussex). All had been retained at
39 ambient temperature in police evidence store rooms, in sealed, airtight, tamper-evident bags, for a
40 maximum of 12 months before collection. The materials had been seized from users and suppliers
41 “on the street” or during searches of properties involved in cannabis dealing or consumption. The
42 materials were assessed visually, using a simple light microscope where necessary, and the form of
43 the cannabis sample was established. Mirroring the practice of the Home Office, when recording
44 illicit cannabis seizures, all resin types were grouped together as a single category.¹
45
46
47
48

49 Some samples were accompanied by portable cannabis grinders, used to break herbal cannabis and
50 sinsemilla into a suitably friable texture for smoking. More complex grinders included a fine metal
51 mesh within the construction. Glandular trichomes dislodged from the plant during grinding could
52 fall through this sieve and be collected in a separate chamber within the device. Glandular trichomes
53 are the principal or sole site of cannabinoid biosynthesis.²¹ Two grinders were found with sufficient
54
55
56
57
58
59
60

1
2
3 powder to enable analysis. This material is commonly referred to as *kief* and consists almost entirely
4 of glandular trichome resin heads and stalks.
5

6 A total of 995 analyzable cannabis samples were received, 929 of which were sinsemilla. The number
7 of sinsemilla samples available from each constabulary ranged from 81 to 349. To give a balanced
8 picture of the cannabinoid content of these samples across the constabularies, 80 samples were
9 selected at random from each, thereby reducing this number to 400. However, only 6 traditional
10 herbal cannabis materials and 58 resin samples were identified, of which 53 were available in
11 sufficient quantity for analysis. Due to the small numbers of traditional herbal and resin samples
12 available, all were analyzed, along with the powders found in the two herb grinders. While waiting
13 for analysis, all samples were deep frozen at -20°C . Mirroring the practice of the cannabis consumer,
14 no attempt was made to adjust the moisture level of the dry sample.
15
16

17 Previous studies on illicit cannabis potency in the UK have included analyses of hash oil. This liquid
18 preparation is made by dissolving, and subsequently concentrating, cannabis extracts in an organic
19 solvent.²² More recently, highly potent solid concentrates called butane hash oils (BHO), produced
20 using liquid butane as the solvent, have appeared within the marketplace.²³ No hash oil or BHO
21 samples were identified in seizures by the five constabularies in this study. Many samples seized,
22 were found to be a mixture of cannabis and tobacco. All were excluded from this study.
23 Approximately 1% of the seized samples, labeled by police as Green Vegetable Material, GVM or
24 similar, were not cannabis but were suggested to be so-called “legal highs” consisting of other plant
25 species with added synthetic cannabinoid receptor agonists.
26
27
28

29 **Subsampling and analysis**

30
31 Herbal cannabis products are extremely inhomogeneous materials, whereas resin samples are
32 substantially more uniform.²⁴ Experience of analyzing many thousands of cannabis samples at GW
33 Pharmaceuticals supports this view. An analyst would require several subsamples of any one batch
34 of seized material to reliably determine the average potency of that batch. For the cannabis user,
35 this inhomogeneity means that joints made from any one batch of cannabis are likely to vary in
36 potency. In this study, just one replicate from each batch of seized material was analyzed, thereby
37 capturing the same potency variability encountered by users. The size of the subsample in each case
38 was 250 mg, a typical generous weight of cannabis used in a single joint. On the basis of several
39 publications, a report by the EMCDDA stated that, across Europe, typical cannabis contents in a
40 single joint was 100 to 260 mg.²³ Small²⁵ reported a Europe-wide range of 0.1 to 0.3 g. An accurate
41 overall median potency for cannabis nationwide was achieved in this study by analyzing a large
42 number of separate samples. These were taken at random from each crime scene. Replicating the
43 practice of cannabis users, fibrous branch material often needed to be removed from the sample
44 and discarded. The remaining floral tissue was then weighed and analyzed by GC.
45
46
47
48

49 Each 250-mg sample of material was placed in a Corning Centristar 50-mL centrifuge tube, to which
50 was added 20 mL of ethanol (99.7%) and 5 mL of phenanthrene stock solution (10 mg mL^{-1} in
51 ethanol) as an internal standard. The sample was sonicated for 30 minutes and then centrifuged at
52 4000 rpm for 5 minutes. The extracts were homogenized and transferred to GC vials. Gas
53 chromatographic analyses were performed on an Agilent 7890 GC equipped with an autosampler, a
54 flame ionisation detector, and a Zebron ZB—5HT Inferno (Column, 30 meters in length, 0.32 mm
55 internal diameter, and 0.25- μm film thickness) The oven sample preparation program is summarized
56
57
58
59

in Table 1. The injector and detector temperatures were both 325°C. This process achieved complete decarboxylation of the cannabinoids.

The following instrument parameters were employed. Front injector syringe size 10 µL, injection volume 1 µL. Front inlet hydrogen pressure 7 psi; heater temperature 325°C; split ratio 50:1; total flow 149.5 mL min⁻¹; septum purge flow 3 mL min⁻¹; split flow 143.6 mL min⁻¹. Front detector FID temperature 325°C; hydrogen flow 30 mL min⁻¹; air flow 450 mL min⁻¹; make-up flow 13 mL min⁻¹.

Statistical analyses were performed using SAS 9.3 software, from SAS Institute Inc., Campus Drive, North Carolina 27513.

RESULTS AND DISCUSSION

Relative proportion of sinsemilla, traditional herbal and resin

Annual Home Office reports show that from 1994 to 2000, resin accounted for a steady 70% ± 2% of all illicit cannabis seized in England and Wales. Its dominance in the market then started to decrease.²⁶ In the five constabularies included in this study, the proportion had fallen to 43% by 2005,⁹ to 31% in 2008¹¹ and then to 6% in this latest analysis. In all three potency surveys, the London Metropolitan area had the lowest proportion of resin among the five constabularies, and perhaps leads a national trend. The precise proportions in each of the individual constabularies are shown in Table 2. The fall in resin proportions was similar in the Home Office 2015 records for England and Wales overall, which showed resin samples to account for 5% of the seized resin and herbal cannabis total.¹

The London Metropolitan area was also notable in the 2005 study for having the highest proportion of traditional herbal samples. That remained the situation in 2008 and 2015, but in the latter case, occurrences were minimal, i.e. 1.4% of the total samples seized.

Cannabinoid content of sinsemilla

As in the previous studies, THC contents were highly variable, ranging from 1.9% to 22.5%. The median was 14.2%. This finding is similar to that in the same five constabularies in 2004/2005 (13.9%). The distribution of potency values was also very similar, as seen in Figure 1. Some variation was found between the median potencies of the individual constabularies (Derbyshire 13.1%, Kent 12.5%, Sussex 13.3%, London Metropolitan 15.5% and Merseyside 15.8%). In the 2008 Home Office Potency Study, across 23 constabularies, a slightly higher median was recorded: 15.0% THC.

Although samples varied widely in THC content from ≈ 2% to 24%, a large majority (80% of samples) had THC contents within a much narrower range of 10% to 20% THC (Figure 2). Those below 10% were visually re-examined after analysis, where possible. In almost all cases, those recording a %THC of less than 8% gave visible signs that the material was not of the highest potency. Many were found to be residual broken particles left after the bulk of the original deal had been used (sometimes called "shake"). Others were poorly grown and processed materials. In a few cases, materials showed visible signs of decay. This finding suggests that, at the time of packaging, the vast majority of materials were within the 10% and 20% THC range. Had this survey been based on freshly

1
2
3 packaged samples only, as is the case with some other surveys, the median potency would probably
4 have been at least 1% higher.
5

6 Unlike other illicit drugs in powder or tablet form, the visual appearance of sinsemilla enables users
7 to at least make an approximate judgement of potency. Although never a reliable way of estimating
8 potency, those observers with the ability to make a close visual assessment of trichome density and
9 color can make an informed judgement.¹⁰
10
11

12 In a natural setting, cannabis plants exist in three main chemotypes (chemical phenotypes)
13 producing predominantly THC, CBD, or a mixture of the two.²⁷ Resin has traditionally been made
14 using a mixture of all three chemotypes. However, continual selection of high-THC plants, when
15 breeding and growing for traditional or sinsemilla herbal cannabis, has resulted in CBD being
16 generally absent in these products. None of the 247 sinsemilla samples analyzed in 2004/2005
17 contained more than 1% CBD. In this latest study, the dominance of THC continued, but one
18 Derbyshire sample was notable for containing 7% THC and 9% CBD. Sinsemilla samples with a mixed
19 THC/CBD profile are to be expected on occasions, especially if sourced from a single plant. In a
20 previous study, when plants were grown from packeted seed of 52 commercial varieties and
21 analyzed, 48 were entirely the THC chemotype, but seeds in the other four occasionally produced
22 plants with the mixed THC/CBD profile. In total, 3% of seeds produced mixed chemotype plants.^{28(p}
23
24
25
26¹⁴⁴⁾ None of the four seed packets stated that plants containing significant CBD might arise. In recent
27 years, commercially available seeds described as having high CBD levels have been advertised, but
28 this availability does not appear to have had a significant effect on the UK illicit cannabis market.
29

30
31 The overall median CBN content of sinsemilla in this latest study was 0.24%. For individual
32 constabularies, the median contents were 0.33% for London Met, 0.29% for Merseyside, and 0.28%
33 for Kent. For Derby and Sussex, the median was below the quantifiable limit of 0.15%.
34
35

36 37 **Cannabinoid content of seeded herbal**

38 The THC contents of the six seeded herbal samples were similar to that previously reported (median
39 [range], 3.5% [1.8%–5.7%]). CBD levels were below the quantifiable limit. As previously reported,
40 CBN levels were much higher than commonly found in sinsemilla (min, 0.9%; max, 2.9%; median,
41 2.7%). The high CBN content, relative to THC, suggests excessive THC degradation during processing
42 and a lengthy journey to the UK.
43
44
45

46 47 **Potency of trichome powders in herb grinders**

48
49 The trichome powders were the most potent samples analyzed in this study, containing 46.0% and
50 34.3% THC with 0.7% and 0.3% CBN, respectively. A level of 0.2% CBD was detected in the first but
51 the level was below the quantifiable limit in the latter.
52

53 54 **Cannabinoid content of resin**

1
2
3 Resin samples showed an even wider variation in THC content than that seen with sinsemilla. This
4 finding was accompanied by widely varying CBD and CBN contents. In two samples, no cannabinoids
5 were detected. These were excluded from the statistical analysis. Several others had total
6 measurable cannabinoid contents of less than 1%. In the 2005 study, the maximum THC content
7 observed was 10.8%. In this latest study, a quarter of samples exceeded that value, the most potent
8 exceeding 29% THC. This sample was one of two resin samples seized in a prison, where the high
9 potency facilitated the smuggling of high quantities of THC in minimal volume. One notable street
10 sample contained 11% CBD, but all others contained 6% or less.
11
12
13
14

15 The THC:CBD:CBN ratios of individual samples in the 2005 and 2016 studies are compared
16 graphically in Figure 3. These data were analyzed using the Kolmogorov–Smirnov test for different
17 distributions, which showed that the two distribution patterns for 2005 and 2016 were significantly
18 different ($p < 0.0001$). A Wilcoxon Rank-Sum test showed that the mean potency levels in 2016 (6.3%
19 THC) were significantly higher ($p < 0.0001$) than those in 2005 (3.7% THC). Similar significance levels
20 were observed for the drop in mean CBD content from 4.3% to 2.3%. As a consequence, the change
21 in mean THC:CBD ratio from 0.8:1.0 to 2.7:1.0 was also highly significant ($p < 0.0001$). The difference
22 in mean CBN content of resin in 2005 (1.7%) and 2015 (1.3%) was not significant ($p = 0.10$).
23
24
25

26 Unlike sinsemilla, where visual examination gave some indication of likely cannabinoid content, the
27 appearance of small cannabis resin samples gave minimal indication. This observation is illustrated in
28 Figure 4, which shows a selection of 15 of the samples. Accompanying this, Table 3 shows the %THC,
29 CBD, and CBN of each.
30
31

32 The high THC content of the resin powders in the grinders illustrated the ability of sieving systems to
33 produce potent materials lacking CBD. In the Netherlands, where a significant proportion of cannabis
34 circulating has been purchased legally in regulated coffee shops, much of the resin is so-called
35 “Nederhasj” and contains high levels of THC and minimal levels of CBD. It is made using entirely
36 high-THC chemotype sinsemilla as the starting material.²⁹ A range of equipment is available to wet or
37 dry sieve cannabis for resin production. The starter material for this process is usually the waste
38 material left when sinsemilla is manicured.^{28(p38)} However, sieving devices are reported to have been
39 used in Morocco to produce potent resins.³⁰ In the UK, it is possible that this sieving is only
40 widespread among producers for personal use.
41
42
43

44 Only 3 of the 54 samples in this study contained THC and no detectable CBD. This finding suggests
45 that the majority of the resin samples were produced overseas, in locations where CBD-chemotype
46 cannabis are common.
47
48

49 **Effect of aging on cannabinoid levels**

50

51 Mean CBN levels in sinsemilla samples were very low, despite the samples having often aged in
52 police stores for many months before analysis. However, the THC content of resin is reported to be
53 much less stable than that of sinsemilla. Atmospheric exposure of THC causes oxidation to CBN and
54 other degradants. Martone and Della Casa³¹ showed that, even when stored in the dark, the half-life
55
56
57
58
59
60

of THC was often less than 1 year, and in some cases, THC had disappeared almost completely within 2 years.

For those samples in this study, where the exact the length of time in police storage was available (n=34), a regression calculation was performed to determine any correlation between the level of CBN formation and the length of time spent in storage prior to the sample being deep frozen. In a scatter plot (not shown), the regression line was almost horizontal, highlighting that no meaningful correlation existed between storage date and the proportion of CBN. The regression model can be summarized as:

$$\text{CBN as \% of THC+CBN total} = 0.0109x + 21.257 * \text{Weeks in storage} \quad (p = 0.956977, R^2 = 9.24E-05).$$

Police evidence bags are designed to have an excellent seal, thereby protecting police officers against accusations of tampering with evidence. This design has protected the resin from oxidative degradation. The cannabinoid levels detected are therefore a fair reflection of those existing at the time the samples were seized.

Cannabis concentrates

Two samples of hash oil were provided by constabularies not included within this main study. Both contained 51% THC and less than 1% CBD. A few forms of BHO were provided, described as wax, wax-crumble, or shatter. These contained between 73% and 83% THC, with less than 1% CBD. These analyses are reported here for interest.

Implications for pharmacology

Δ^9 -THC is the main ingredient in cannabis affecting perception, mood, emotion, and cognition that together constitute the psychotropic effect.³² This effect is linked to its interaction with two G protein-coupled receptors named cannabinoid receptor types 1 (CB₁) and 2 (CB₂). CB₁ receptors are found in brain and nerve tissue and their activation can, among other things, beneficially control motor function and induce signs of analgesia. CB₂ receptors are found within the immune cells. Although less well understood, their activation can lead to cytokine release inside and outside the brain.³³ Only four of the many cannabinoids found in cannabis are known to interact with these receptors, viz Δ^9 -THC, Δ^8 -THC, Δ^9 -tetrahydrocannabivarin (i.e., THCV) and CBN. Δ^8 -THC was not found in quantifiable amounts in any of the samples in this study, and Δ^9 -THCV never exceeded 0.2% w/w. It is unlikely that these two cannabinoids could have majorly affected the pharmacologic activity of the samples. CBN binds less potently to CB₁ and CB₂ receptors than Δ^9 -THC, but as it was frequently present in substantial quantities, especially in resin and imported herbal material, it therefore had the potential to impart some pharmacological effect. CBD lacks psychotropic activity but has markedly different therapeutic potential to Δ^9 -THC, offering potential management of inflammation, anxiety, emesis, and nausea. It also offers neuroprotective and antioxidant activity.³³

In all but one case, the 400 sinsemilla samples were devoid of CBD, as were the few imported herbal samples, and they therefore lacked the pharmacologic qualities that this ingredient might otherwise offer. Due to its antipsychotic activity, CBD also has the potential to reduce the onset or degree of the psychoactive effects of THC.²³

1
2
3
4 CBD was present in resin samples, but in widely varying ratios with THC. This finding would be
5 expected to greatly affect the range of medical conditions that might benefit from cannabis
6 administration, as well as the magnitude of effect. This predicted variability in efficacy of THC+CBD
7 mixtures is exacerbated by evidence that THC and CBD act together synergistically.³⁴ When drugs
8 demonstrate synergy, even small variations in ingredient ratio can have a relatively large effect on
9 overall activity.
10

11
12 CBN is a degradant of THC and is less pharmacologically active. Its presence therefore indicates that
13 THC and overall activity may have been reduced. In some cases, however, the loss of THC will have
14 beneficially reduced the potential for psychoactive effects while, at the same time, increasing the
15 CBD:THC ratio.
16

17
18 Due to the reduction in relative availability of resin compared with sinsemilla since the last cannabis
19 potency studies, the overall proportion of CBD within the available cannabis market has been
20 significantly reduced. Much of the efficacy and protection from some of the adverse effects of THC
21 has been lost.
22

23
24 Licenced medicines in the Western world are expected to meet specified levels of quality, safety,
25 and efficacy. Apart from highlighting the variable protection from psychoactive adverse effects, this
26 article does not address the safety issues but acknowledges that microbial, pesticide, and heavy
27 metal residues as well as adulterants are frequently present in herbal products where quality has not
28 been managed.
29

30 31 **Implications for mental health**

32
33 Rising THC levels and disappearing CBD levels have the potential to impact the number of cannabis
34 users at risk of developing psychotic disorders.³⁵ Consistently, epidemiological evidence has shown
35 that the strength of the association between cannabis use and the increased risk of psychotic
36 disorder is dose-response related. High-potency cannabis carries the greatest risk.³⁵ Moreover,
37 several experimental studies demonstrated that the administration of tetrahydrocannabinol, the
38 active ingredient of cannabis, can induce transient psychosis in healthy volunteers and this effect can
39 be dampened by coadministration of cannabidiol.³⁶
40

41
42 More recently, clear evidence has shown that the risk of developing a psychotic disorder or
43 experiencing psychotic symptoms after cannabis use is related to: (1) the THC
44 content of the cannabis, and (2) a THC:CBD ratio in that cannabis of >1 .^{35, 37} Moreover, the use of
45 types of cannabis with a THC:CBD ratio of ≤ 1 is not associated with an increase in the risk of
46 psychosis.³⁵
47

48
49 Although we reported that the THC content of sinsemilla has remained stable in England over the
50 past 11 years, the decreasing availability of resin (the only reliable source of CBD) has reduced the
51 overall proportion of CBD within the cannabis market. Moreover, our findings indicate that, in the
52 few available resin samples, the average THC content has significantly increased whereas average
53 CBD content has decreased compared to those of samples analyzed in 2005,⁹ pointing at a cannabis
54 street market dominated by high-potency varieties.
55
56
57
58
59
60

1
2
3 Self-titration, or smoking less when using high-potency cannabis, has been suggested by some as a
4 method for potentially counteracting the impact of high-potency cannabis use. Although this
5 method may be used by experienced adult users, no published data suggest this approach is
6 common among young adolescents, who are the most vulnerable group in terms of experiencing
7 psychosis associated with cannabis use.³⁸

8
9 Finally, data from the United States on the impact of widespread changes to cannabis legislation are
10 becoming available. An article recently published by Hasin et al indicated that, in US states such as
11 California that have passed medical marijuana laws, both an increased prevalence of illicit cannabis
12 use and, more importantly, of cannabis use disorders has been noted. The authors concluded that,
13 “While medical marijuana may help some, cannabis-related health consequences associated with
14 changes in state marijuana laws should receive consideration by health care professionals and the
15 public.”³⁹

20 Recommendation

21
22 Although the potency and cannabinoid profile of sinsemilla appears to have remained unchanged
23 over the past decade, the cannabinoid profile of resin circulating in England appears to be following
24 the trend observed in France. This trend presents an increased risk of harm to those susceptible to
25 the development of psychotic disorders following cannabis use. Future effort should be invested in a
26 larger nationwide survey, which focuses on the distribution and cannabinoid content of resins and
27 the cannabis oils and concentrates now starting to appear.

32 References

- 33
34 1. Hargreaves J, Smith K, eds. Home Office National Statistics, Seizures of Drugs in England and
35 Wales, Financial Year Ending 31 March 2016. Statistical Bulletin 13/16.
36 [https://www.gov.uk/government/uploads/system/uploads/attachment_data/file/564412/seizures-](https://www.gov.uk/government/uploads/system/uploads/attachment_data/file/564412/seizures-drugs-hosb1316.pdf)
37 [drugs-hosb1316.pdf](https://www.gov.uk/government/uploads/system/uploads/attachment_data/file/564412/seizures-drugs-hosb1316.pdf). Accessed July 24, 2017
- 38
39 2. Henquet C, Krabbendam L, Spauwen J, et al. Prospective cohort study of cannabis use,
40 predisposition for psychosis, and psychotic symptoms in young people. *BMJ*. 2004;330:11.
- 41
42 3. Moore THM, Zammit S, Lingford-Hughes A, et al. Cannabis use and risk of psychotic or affective
43 mental health outcomes: a systematic review. *Lancet*. 2007;370:319-328.
- 44
45 4. Di Forti M, Morgan C, Dazzan P, et al. High-potency cannabis and the risk of psychosis. *Br J*
46 *Psychiatry*. 2009;195:488-491. doi:10.1192/bjp.bp.109.064220
- 47
48 5. Large M, Sharma S, Compton MT, Slade T, Nielssen O. Cannabis use and earlier onset of psychosis:
49 a systematic meta-analysis. *Arch Gen Psychiatry*. 2011;68:555-561.
50 doi:10.1001/archgenpsychiatry.2011
- 51
52 6. Marconi A, Di Forti M, Lewis CM, Murray RM, Vassos E. Meta-analysis of the association between
53 the level of cannabis use and risk of psychosis. *Schizophr Bull*. 2016;42:1262-1269.
54 doi:10.1093/schbul/sbw003

- 1
2
3
4 7. Cannabis: why we should care. In: *United Nations Office on Drugs and Crime. 2006 World Drug Report*. Vol. 2. New York, NY: United Nations Publications; 2006:105.
- 5
6 8. European Monitoring Centre on Drugs and Drugs Addiction. *European Drug Report: Trends and*
7 *Developments*. Luxembourg: Publications Office of the European Union; 2016. doi:10.2810/04312
- 8
9 9. Potter DJ, Clark P, Brown MB. Potency of delta 9-THC and other cannabinoids in cannabis in
10 *England in 2005: implications for psychoactivity and pharmacology. J Forensic Sci.* 2008;53:90-94.
- 11
12 10. Potter DJ. The propagation, characterisation and optimisation of Cannabis sativa L as a
13 *phytopharmaceutical [thesis]*. London: King's College London; 2009:76-78.
14 <https://www.scribd.com/document/45314251/Potter-Thesis-2009>. Accessed January 22, 2018.
- 15
16 11. Hardwick S, King LA. *Home Office Cannabis Potency Study, 2008*. London, UK: Home Office
17 *Scientific Development Branch*; 2008.
- 18
19 12. Chouvy PA. *The Supply of Hashish to Europe* [Report prepared for European Monitoring Centre
20 *on Drugs and Drug Addiction 13 July 2015]*.
21 [http://www.emcdda.europa.eu/system/files/publications/2373/downloads/EDRM2016%20Backgro](http://www.emcdda.europa.eu/system/files/publications/2373/downloads/EDRM2016%20Background%20paper_CHOUVY_The%20Supply%20of%20Hashish%20to%20Europe.pdf)
22 [und%20paper_CHOUVY_The%20Supply%20of%20Hashish%20to%20Europe.pdf](http://www.emcdda.europa.eu/system/files/publications/2373/downloads/EDRM2016%20Background%20paper_CHOUVY_The%20Supply%20of%20Hashish%20to%20Europe.pdf). Accessed July 24,
23 2017.
- 24
25 13. Dujourdy L, Besacier F. A study of cannabis potency in France over a 25 years period (1992-2016).
26 *Forensic Sci Int.* 2017;272:72-80.
- 27
28 14. British Medical Association. *Therapeutic Uses of Cannabis*. Oxfordshire, UK: CRC Press; 1997.
- 29
30 15. House of Lords Select Committee on Science and Technology. *Cannabis the Scientific and Medical*
31 *Evidence* [HL Paper 151-I]. London, UK: The Stationary Office; 1998.
- 32
33 16. Medicines & Healthcare Products Regulatory Agency. *2015 Sativex Oromucosal Spray: Summary*
34 *of Product Characteristics*.
35 <http://www.mhra.gov.uk/home/groups/spcpil/documents/spcpil/con1492496184557.pdf>.
36 Accessed July 24, 2017.
- 37
38 17. National Institute for Health and Care Excellence (NICE). Multiple sclerosis: management of
39 *multiple sclerosis in primary and secondary care [CG186]*.
40 <https://www.nice.org.uk/guidance/cg186/resources>. Accessed January 22, 2018.
- 41
42 18. Barnes M, Barnes J. *Cannabis: The Evidence for Medical Use*.
43 https://drive.google.com/file/d/0B0c_8hkDJu0DUDZMUzhoY1RqMG8/view.
44 Accessed July 24, 2017.
- 45
46 19. All-Party Parliamentary Group for Drug Policy Reform. *Access to Medicinal Cannabis: Meeting*
47 *Patient Needs [Inquiry Report]*. London, UK: All-Party Parliamentary Group for Drug Policy Reform;
48 2016:21-24. https://drive.google.com/file/d/0B0c_8hkDJu0DRnBfdGRDRXBROUU/view. Accessed
49 [July 24, 2017](https://drive.google.com/file/d/0B0c_8hkDJu0DRnBfdGRDRXBROUU/view).
- 50
51 20. United Nations Office on Drugs and Crime. *Changing the perception of cannabis*. In: *World Drug*
52 *Report 2015*. Vienna, Austria: United Nations Office of Drugs and Crime;2015:76.
- 53
54
55
56
57
58
59

- 1
2
3 https://www.unodc.org/documents/wdr2015/World_Drug_Report_2015.pdf. Accessed July 24,
4 2017.
5
6 21. Mahlberg PG, Hammond CT, Turner JC, Hemphill JK. Structure, development and composition of
7 glandular trichomes of *Cannabis sativa* L. In: Rodriguez EP, Healey L, Mehta I, eds. *Biology and*
8 *Chemistry of Plant Trichomes*. London, UK: Plenum Press;1984:23-51.
9
10 22. United Nations Office on Drugs and Crime. *Recommended Methods for the Identification and*
11 *Analysis of Cannabis and Cannabis Products*. NY, New York: United Nations; 2009.
12 <https://www.unodc.org/documents/scientific/ST-NAR-40-Ebook.pdf>. Accessed July 24, 2017.
13
14 23. Englund A, Freeman TP, Murray RM, McGuire P. Can we make cannabis safer? *Lancet Psychiatry*
15 [published online March 1, 2017]. doi:10.1016/S2215-0366(17)30075-5.
16
17 24. European Monitoring Centre on Drugs and Drugs Addiction. *EMCDDA Insights: An Overview of*
18 *Cannabis Potency in Europe*. Luxembourg: Publications Office of the European Union, 2004.
19 http://www.emcdda.europa.eu/attachements.cfm/att_33985_EN_Insight6.pdf. Accessed July 24,
20 2017.
21
22 25. Small E. *Cannabis: A Complete Guide*. Oxfordshire, UK: CRC Press; 2016:260.
23
24 26. Mwenda L, Ahmad M, Kumari K. *Seizures on Drugs in England and Wales, 2003* [Findings 265].
25 London, UK: Home Office Research, Development and Statistics Directorate, Office for National
26 Statistics; 2005.
27
28 27. de Meijer EPM, Bagatta M, Carboni A, et al. The inheritance of chemical phenotype in *Cannabis*
29 *sativa* L. *Genetics*. 2003;163: 335-346.
30
31 28. European Monitoring Centre on Drugs and Drugs Addiction. *Cannabis Production and Markets in*
32 *Europe* [EMCDDA Insights 12]. Lisbon, Portugal: EMCDDA; 2012.
33 <http://www.emcdda.europa.eu/publications/insights/cannabis-market>. Accessed July 24, 2017.
34
35 29. Niesink RJ, Rigter S, Koeter MW, Brunt TM. Potency trends of Δ^9 -tetrahydrocannabinol,
36 cannabidiol and cannabinol in cannabis in the Netherlands: 2005-15 [published online September
37 18, 2015]. *Addiction*. 2015;110:1941-1950. doi:10.1111/add.13082
38
39 30. Chouvy PA, Afsahi K. Hashish revival in Morocco. *Int J Drug Policy*. 2014;25:416-423.
40
41 31. Martone G, Della Casa E. Analysis of the ageing processes in hashish samples from different
42 geographic origin. *Forensic Sci Int*. 1990;47:147-155.
43 32. Pertwee RG, Gascio MG. Known pharmacological actions of delta-9-tetrahydrocannabinol and of
44 four other chemical constituents of cannabis that activate cannabinoid receptors. In: R. Pertwee, ed.
45 *Handbook of Cannabis*. Oxford, UK: Oxford University Press; 2014:115-136.
46
47 33. Gascio MG, Pertwee RG. Known pharmacological actions of nine nonpsychotropic
48 phytocannabinoids. In: R. Pertwee, ed. *Handbook of Cannabis*. Oxford, UK: Oxford University Press;
49 2014:137-156.
50
51 34. Russo EB. Taming THC: potential cannabis synergy and phytocannabinoid-terpenoid entourage
52 effects. *Br J Pharmacol*. 2011;163:1344-1364. doi:10.1111/j.1476-5381.2011.01238.x
53
54
55
56
57
58
59
60

- 1
2
3 35. Di Forti M, Marconi A, Carra E, Fraietta S, Trotta A, et al . Proportion of patients in South London
4 with first episode psychosis attributable to use of high potency cannabis. *Lancet Psychiatry*.
5 2015;2(3):233-238.
6
7
8 36. Murray RM, Quigley H, Quattrone D, Englund A, Di Forti M. Traditional marijuana, high-potency
9 cannabis and synthetic cannabinoids: increasing risk for psychosis. *World Psychiatry*.
10 2016;15(3):195–204.
11
12 37. Freeman TP, Morgan CJ, Hindocha C, Schafer G, Das RK, Curran HV. Just say ‘know’: how do
13 cannabinoid concentrations influence users’ estimates of cannabis potency and the amount they roll
14 in joints? *Addiction*. 2014;109:1686-1694.
15
16 38. Casadio P, Fernandes C, Murray RM, Di Forti M. Cannabis use in young people: the risk for
17 schizophrenia. *Neurosci Biobehav* 2011;35:1779-1787.
18
19
20 39. Hasin DS, Sarvet AL, Cerdá M, Keyes KM, Stohl M, Galea S, Wall MM. US adult illicit cannabis use,
21 cannabis use disorder, and medical marijuana laws: 1991-1992 to 2012-2013. *JAMA Psychiatry*.
22 2017;74(6):579-588. doi:10.1001/jamapsychiatry.2017.0724
23
24
25
26
27
28
29
30
31
32
33
34
35
36
37
38
39
40
41
42
43
44
45
46
47
48
49
50
51
52
53
54
55
56
57
58
59
60

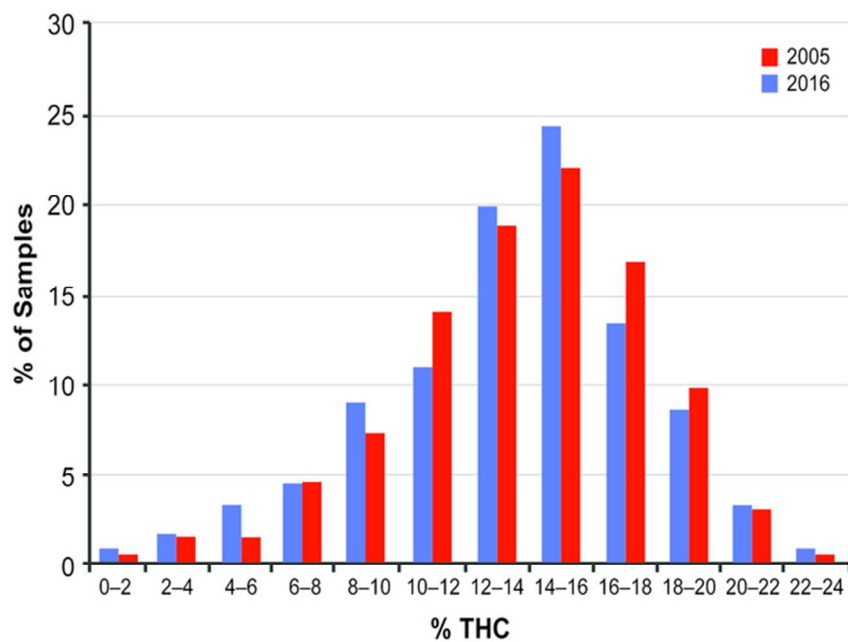


Figure 1. Range of sinsemilla THC contents in Derbyshire, Kent, London Metropolitan, Merseyside and Sussex in 2004/2005 (n = 247) and 2015/2016 (n = 400).

65x42mm (300 x 300 DPI)

1
2
3
4
5
6
7
8
9
10
11
12
13
14
15
16
17
18
19
20
21
22
23
24
25
26
27
28
29
30
31
32
33
34
35
36
37
38
39
40
41
42
43
44
45
46
47
48
49
50
51
52
53
54
55
56
57
58
59
60

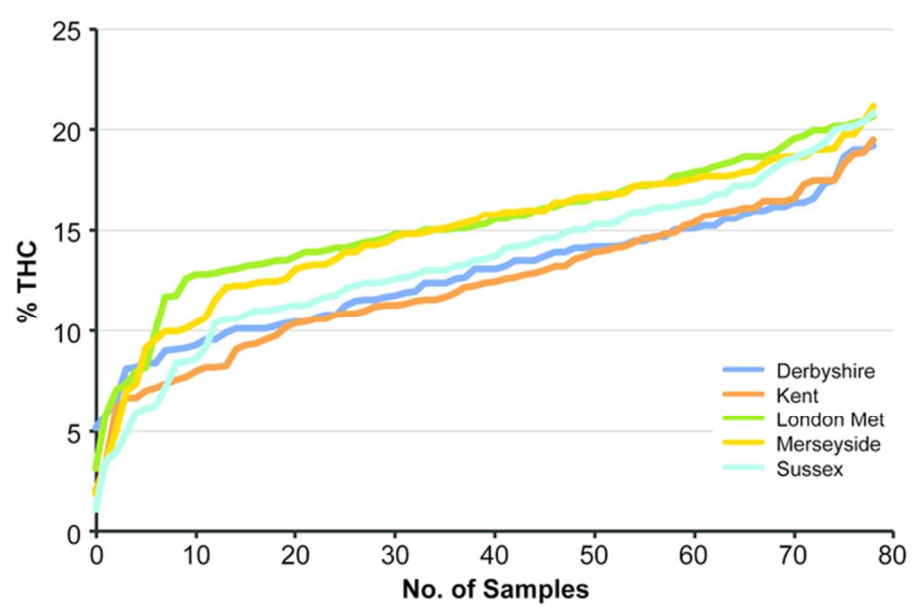


Figure 2. The %THC content of samples in each constabulary area, displayed in ascending potency.

60x36mm (300 x 300 DPI)

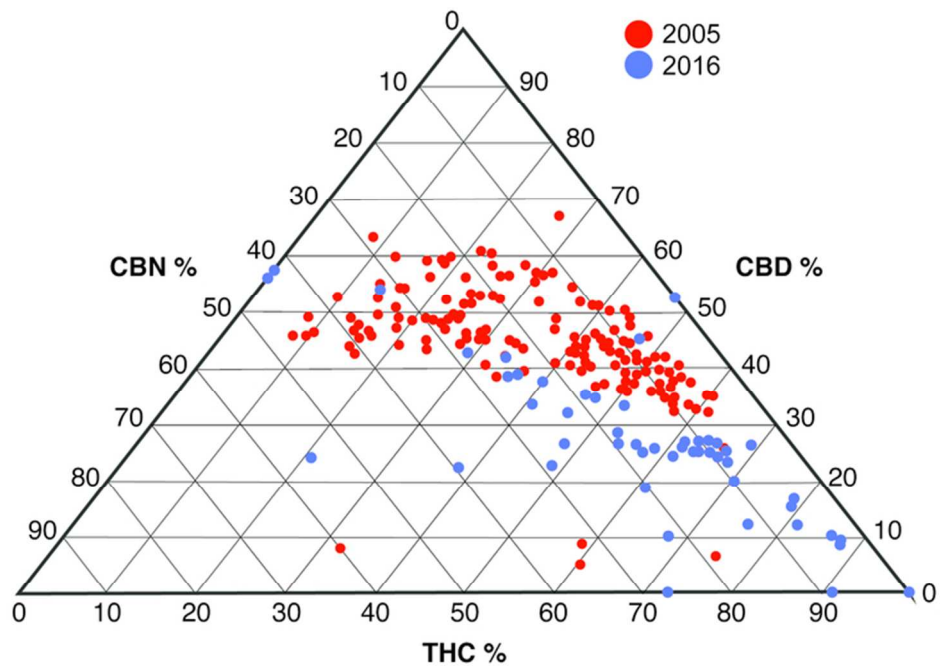


Figure 3. The varying THC:CBD:CBN ratios in illicit cannabis analyzed in 2005 and 2016.

68x45mm (300 x 300 DPI)

1
2
3
4
5
6
7
8
9
10
11
12
13
14
15
16
17
18
19
20
21
22
23
24
25
26
27
28
29
30
31
32
33
34
35
36
37
38
39
40
41
42
43
44
45
46
47
48
49
50
51
52
53
54
55
56
57
58
59
60



Figure 4. A selection of 15 illicit resin samples from 2016. A sample made on a police drug expert witness training event (bottom right) is included for comparison. Samples are shown in order of increasing THC content from top left to bottom right.

207x191mm (300 x 300 DPI)

Table 1. The Agilent 7890A Sample Preparation Program

	Rate °C/min	Value °C	Hold Time (min)	Run time (min)
(Initial)		60	3	2
Ramp 1	35	200	0	6
Ramp 2	5	250	5	21
Ramp 3	100	320	3.3	25

For Peer Review

Table 2. Sample number in each constabulary region in each of three studies, 2005, 2008, and 2016.

Year	Type	No. (% of Total)						Total
		London	Kent	Sussex	Merseyside	Derbyshire		
2016	Sinsemilla	349 (95.9)	309 (94.5)	90 (85.7)	81 (87.1)	100 (96.2)	929 (93.6)	
	Traditional	5 (1.4)	0 (0.0)	0 (0.0)	0 (0.0)	1 (1.0)	6 (0.6)	
	Resin	10 (2.7)	18 (5.5)	15 (14.3)	12 (12.9)	3 (2.9)	58 (5.8)	
	Total	364	327 [†]	105	93	104	993 [†]	
2008	Sinsemilla	255 (93.1)	96 (82.8)	113 (80.7)	182 (82.0)	62 (83.8)	708 (84.5)	
	Traditional	11 (4.0)	2 (1.7)	1 (0.7)	0 (0.0)	0 (0.0)	14 (1.3)	
	Resin	8 (2.9)	18 (15.5)	26 (18.6)	40 (18.0)	12 (16.2)	104 (14.2)	
	Total	274	116	140	222	74	826	
2005*	Sinsemilla	96 (61.0)	58 (41.8)	34 (65.4)	44 (-)	15 (34.1)	247 (50.6)	
	Traditional	30 (18.9)	0 (0.0)	3 (5.6)	1 (-)	1 (2.3)	35 (6.7)	
	Resin	32 (20.1)	85 (59.4)	15 (28.8)	9 (-)	28 (63.6)	169 (42.7)	

	Total	158	143‡	52	54	44	451‡
--	-------	-----	------	----	----	----	------

* Resin samples in Merseyside in 2005 were latterly added. True proportion would have been higher.

† In addition to the totals shown in 2016, there were 2 trichome resin powders from Kent.

‡ In addition to the totals shown in 2005, there was 1 trichome resin powder from Kent.

For Peer Review

Table 2. Comparison of THC, CBD and CBN contents (% w/w) of the range of resin samples within the potency study, illustrated in Figure 4.

Sample Number	%THC	%CBD	%CBN
1	0.0	0.0	0.0
2	0.4	0.5	0.3
3	1.6	1.8	4.2
4	2.2	0.9	0.4
5	3.6	1.1	1.2
6	3.9	2.9	1.5
7	4.0	2.6	1.2
8	5.6	2.5	1.5
9	10.6	4.2	1.9
10	10.8	1.8	1.7
11	11.8	11.3	1.9
12	12.1	4.4	1.7
13	15.5	2.3	1.2
14	25.7	2.8	0.9
15	29.3	3.0	1.1
16*	41.0	0.6	1.0

* All samples are from the 2016 potency study, except sample 16, which was made during a police drug expert training event.

1
2
3 Figure 1. Range of sinsemilla THC contents in Derbyshire, Kent, London Metropolitan, Merseyside and
4 Sussex in 2004/2005 (n = 247) and 2015/2016 (n = 400).
5
6

7 Figure 2. The %THC content of sinsemilla samples in each constabulary area, displayed in ascending
8 potency.
9

10
11 Figure 3. The varying THC:CBD:CBN ratios in illicit cannabis analyzed in 2005 and 2016.
12
13

14 Figure 4. A selection of 15 illicit resin samples from 2016. A sample made on a police drug expert
15 witness training event (bottom right) is included for comparison. Samples are shown in order of
16 increasing THC content from top left to bottom right.
17
18

19
20 **Table 1.** The Agilent 7890A Sample Preparation Program
21
22

23 **Table 2.** Sample number in each constabulary region in each of three studies, 2005, 2008, and 2016.
24

25 **Table 23.** Comparison of THC, CBD and CBN contents (% w/w) of the range of resin samples within
26 the potency study, illustrated in Figure 4.
27
28
29
30
31
32
33
34
35
36
37
38
39
40
41
42
43
44
45
46
47
48
49
50
51
52
53
54
55
56
57
58
59
60