



## King's Research Portal

DOI:

[10.1109/TCYB.2016.2536750](https://doi.org/10.1109/TCYB.2016.2536750)

*Document Version*

Peer reviewed version

[Link to publication record in King's Research Portal](#)

*Citation for published version (APA):*

Li, H., Chen, Z., Wu, L., Lam, H-K., & Du, H. (2017). Event-triggered fault detection of nonlinear networked systems. *IEEE Transactions on Cybernetics*, 47(4), 1041-1052. [7446296].  
<https://doi.org/10.1109/TCYB.2016.2536750>

### **Citing this paper**

Please note that where the full-text provided on King's Research Portal is the Author Accepted Manuscript or Post-Print version this may differ from the final Published version. If citing, it is advised that you check and use the publisher's definitive version for pagination, volume/issue, and date of publication details. And where the final published version is provided on the Research Portal, if citing you are again advised to check the publisher's website for any subsequent corrections.

### **General rights**

Copyright and moral rights for the publications made accessible in the Research Portal are retained by the authors and/or other copyright owners and it is a condition of accessing publications that users recognize and abide by the legal requirements associated with these rights.

- Users may download and print one copy of any publication from the Research Portal for the purpose of private study or research.
- You may not further distribute the material or use it for any profit-making activity or commercial gain
- You may freely distribute the URL identifying the publication in the Research Portal

### **Take down policy**

If you believe that this document breaches copyright please contact [librarypure@kcl.ac.uk](mailto:librarypure@kcl.ac.uk) providing details, and we will remove access to the work immediately and investigate your claim.

# Event-Triggered Fault Detection of Nonlinear Networked Systems

Hongyi Li, Ziran Chen, Ligang Wu, Hak-Keung Lam and Haiping Du

**Abstract**—This paper investigates the problem of fault detection for nonlinear discrete-time networked systems under an event-triggered scheme. A polynomial fuzzy fault detection filter is designed to generate a residual signal and detect faults in the system. A novel polynomial event-triggered scheme is proposed to determine the transmission of the signal. A fault detection filter is designed to guarantee that the residual system is asymptotically stable and satisfies the desired performance. Polynomial approximated membership functions obtained by Taylor series are employed for filtering analysis. Furthermore, sufficient conditions are represented in terms of sum of squares (SOS) and can be solved by SOS Tools in Matlab environment. A numerical example is provided to demonstrate the effectiveness of the proposed results.

**Index Terms**—Nonlinear networked systems; Polynomial fuzzy model; Sum of squares; Event-triggered scheme; Fault detection.

## I. INTRODUCTION

IT is well known that the real systems are uncertain nonlinear systems [1]–[8]. Recently, some fuzzy logic control and neural control methods have been proposed to control the nonlinear systems [9]–[16]. The authors in [12] designed a novel adaptive fuzzy output feedback controller for pure-feedback interconnected nonlinear systems with unmeasured states. Recently, Takagi-Sugeno (T-S) fuzzy-model-based approach has drawn considerable attention because of its high ability on modeling nonlinear systems [17]–[20]. The model reduction problem was investigated for interval type-2 T-S fuzzy systems in [17]. The authors in [18] considered switched fuzzy output feedback control problem for nonlinear systems. Many results have been developed based on the T-S fuzzy systems for fault diagnosis [21]–[23]. To mention a few, in [23], fault estimation and fault-tolerant control for

This work was partially supported by the National Natural Science Foundation of China (61573070, 61333012, 61525303), the Program for New Century Excellent Talents in University (NCET-13-0696), the Heilongjiang Outstanding Youth Science Fund (JC201406), the Fok Ying Tung Education Foundation (141059), the Natural Science Foundation of Liaoning Province (2015020049), the Special Chinese National Postdoctoral Science Foundation (2015T80262) and the Chinese National Postdoctoral Science Foundation (2014M551111).

H. Li is with the College of Engineering, Bohai University, Jinzhou 121013, China. Email: lihongyi2009@gmail.com

Z. Chen is with the College of Information Science and Technology, Bohai University, Jinzhou 121013, Liaoning, China. E-mail: chen-ziran0719@gmail.com

L. Wu is with the Research Institute of Intelligent Control and Systems, Harbin Institute of Technology, Harbin 150001 Email: ligangwu@hit.edu.cn

H. K. Lam is with the Department of Informatics, King's College London, London, WC2R2LS, U.K. Email: hak-keung.lam@kcl.ac.uk

H. Du is with the School of Electrical, Computer and Telecommunications Engineering, University of Wollongong, Wollongong, NSW 2522, Australia. Email: hdu@uow.edu.au

T-S fuzzy stochastic systems with sensor failures have been investigated via a novel robust observer technique. In [24], a novel fuzzy fault detection filter was proposed for T-S fuzzy systems with time-varying delays via delta operator approach. However, in the modeling process, limited system information was taken into account, which leads to more conservative results [25]. Various methods have been developed to obtain more relaxed results. A learning algorithms of cerebellar model articulation controllers to provide the robust property against outliers existing in training data was discussed in [26]. In [27], sufficient conditions are derived in terms of the matrix spectral norm of the closed-loop fuzzy system instead of the traditional fuzzy control design approaches. Moreover, the information hidden in membership functions was considered for the stability and control problems in order to get relaxed conditions in [28]–[32]. In recent years, the T-S system approach has been generalized to the polynomial T-S system approach [33], which inherits the virtues of the T-S systems approach and has two additional advantages [34]. One is that the approach can represent nonlinear systems with less number of fuzzy rules, while the other one is that the stability conditions obtained via polynomial Lyapunov functions also have less conservatism than those obtained via the well known quadratic Lyapunov functions. In order to develop these advantages, many results were investigated for polynomial T-S systems in recent years [35]–[38]. Moreover, new polynomial approximated membership functions were proposed to relax the stability conditions [39].

The communication link of the networked systems is a limited resource. Several methods have been developed to save that resource [40]–[45], in which the event generator is a critical factor [46], [47]. The role of the event generator is to determine whether or not the sampled signal should be transmitted through a predefined event-triggered scheme [48]–[51]. Because of the event generator, all the transmitted signals become more important to the control or the filtering procedures and more sensitive to faults. In addition, T-S and polynomial fuzzy approaches to networked systems bring new challenges such as dealing with the network induced delay and data packets dropout [52]–[56]. In order to increase the safety and reliability of the control signal, the fuzzy fault detection filter was designed in [57]. However, to the authors' best knowledge, there are few results on fuzzy fault detection problem under event-triggered scheme, which motivates this study.

This paper introduces a novel fault detection scheme for polynomial fuzzy discrete-time networked systems under event-triggered scheme. A polynomial fuzzy fault detection

filter is designed under a new polynomial event-triggered scheme to guarantee the asymptotic stability of the residual system with desired performance. Polynomial approximated membership functions obtained by Taylor series are employed, and sufficient conditions are developed as SOS, which can be solved by SOSTOOLS. The main contributions of this paper can be summarized as follows: 1. We first investigate the fault detection problem for networked systems subject to event-triggered scheme. 2. A new polynomial event-triggered scheme is adopted to improve the design flexibility. 3. Polynomial T-S system approach and polynomial approximated membership functions are employed to handle the nonlinear systems and reduce the conservativeness. A numerical example is provided to demonstrate the effectiveness of the proposed methods.

The rest of this paper is organized as follows. In Section II, the residual system distributed in the network modeled as a polynomial fuzzy system is constructed, including the phenomena of event-triggered scheme. Section III proposes the approach of designing an  $H_\infty$  fault detection filter. A numerical example is exploited to show the effectiveness of the proposed approach in Section IV and we conclude this paper in Section V.

**Notations:** The notations used in this paper are quite standard. The symbol “\*” represents the transposed elements of the symmetric matrix. The notation  $\|H\|$  indicates the  $L_2$  norm of matrix  $H$  defined by  $\|H\| = \sqrt{\text{tr}(H^T H)}$ . Identity matrices with appropriate dimensions will be denoted by  $I$ . The superscripts “ $T$ ” and “ $-1$ ” denote the matrix transpose and inverse respectively.

## II. PROBLEM FORMULATION AND PRELIMINARIES

The nonlinear networked system considered in this paper is shown in Fig. 1. The output of the plant is measured

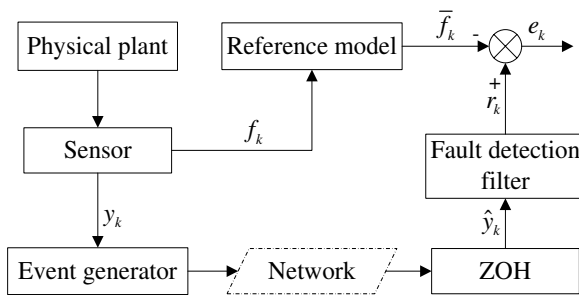


Fig. 1: The physical model of the residual system.

by the sensor and evaluated by the event generator before being communicated through the network, which saves the communication bandwidth. It is assumed that there may be faults occurred in the sensor and then the overall system is modeled as follows:

**Plant Rule  $i$ :** IF  $\theta_1(x_k)$  is  $N_{i1}$ , and  $\dots$ , and  $\theta_j(x_k)$  is  $N_{ij}$ , and  $\dots$ , and  $\theta_p(x_k)$  is  $N_{ip}$ , THEN

$$\begin{aligned} x_{k+1} &= A_i(x_k) x_k + B_{1i}(x_k) w_k + B_{2i}(x_k) f_k, \\ y_k &= C_i(x_k) x_k + D_{1i}(x_k) w_k + D_{2i}(x_k) f_k, \end{aligned} \quad (1)$$

where  $x_k \in R^n$  is the state vector,  $y_k \in R^l$  is measurement output,  $w_k \in R^{n_w}$  is the process disturbance belonging to  $l_2[0, \infty)$ , and  $f_k \in R^m$  is the faults vector. Generally, it is assumed that  $f_k$  is  $l_2$  norm bounded.  $A_i(x_k)$ ,  $B_{1i}(x_k)$ ,  $B_{2i}(x_k)$ ,  $C_i(x_k)$ ,  $D_{1i}(x_k)$  and  $D_{2i}(x_k)$  are polynomial system matrices.  $i = 1, 2, \dots, r$ , where  $r$  is a scalar denoting the number of IF-THEN rules.  $\theta_j(k)$  and  $N_{ij}$  are the premise variable and the fuzzy set, respectively.  $j = 1, 2, \dots, p$ , where  $p$  is the number of the premise variables. Based on the above discussion, we obtain the global model of dynamic system as:

$$\begin{aligned} x_{k+1} &= \sum_{i=1}^r h_i(\theta_k) [A_i(x_k) x_k \\ &\quad + B_{1i}(x_k) w_k + B_{2i}(x_k) f_k], \\ y_k &= \sum_{i=1}^r h_i(\theta_k) [C_i(x_k) x_k \\ &\quad + D_{1i}(x_k) w_k + D_{2i}(x_k) f_k], \end{aligned} \quad (2)$$

where  $h_i(\theta_k) = \mu_i(\theta_k) / \sum_{i=1}^r \mu_i(\theta_k)$ ,  $\mu_i(\theta_k) = \prod_{j=1}^p N_{ij}(\theta_j(x_k))$  and  $N_{ij}(\theta_j(x_k))$  is the grade of membership of  $\theta_j(x_k)$  in fuzzy set  $N_{ij}$ . Usually, it is assumed that:  $\mu_i(\theta_k) \geq 0$  for  $i = 1, 2, \dots, r$  and  $\sum_{i=1}^r \mu_i(\theta_k) > 0$  for all  $k$ .

Therefore,  $h_i(\theta_k) \geq 0$  and  $\sum_{i=1}^r h_i(\theta_k) = 1$ .

One of the components of the fault detection scheme is to construct a dynamical system called the residual generator. The constructed auxiliary system takes the output of the physical plant which is assumed to be stable throughout this paper and then generates the residual signal. The residual signal is used to determine whether or not faults have occurred in the system. The following polynomial fuzzy fault detection filter is constructed to generate the residual signal.

**Filter Rule  $i$ :** IF  $\bar{\theta}_1(x_{fk})$  is  $M_{i1}$ , and  $\dots$ , and  $\bar{\theta}_j(x_{fk})$  is  $M_{ij}$ , and  $\dots$ , and  $\bar{\theta}_q(x_{fk})$  is  $M_{iq}$ , THEN

$$\begin{aligned} x_{fk+1} &= A_{fi}(x_{fk}) x_{fk} + B_{fi}(x_{fk}) \hat{y}_k, \\ r_k &= C_{fi}(x_{fk}) x_{fk} + D_{fi}(x_{fk}) \hat{y}_k, \end{aligned} \quad (3)$$

where  $x_{fk} \in R^n$  is the filter state vector,  $\hat{y}_k \in R^l$  is the input vector of the filter,  $r_k \in R^m$  represents residual signal, and  $A_{fi}(x_{fk})$ ,  $B_{fi}(x_{fk})$ ,  $C_{fi}(x_{fk})$  and  $D_{fi}(x_{fk})$  are the polynomial filter gain matrices to be designed.  $i = 1, 2, \dots, c$ , the scalar  $c$  is the number of IF-THEN rules.  $M_{ij}$  and  $\bar{\theta}_j(x_{fk})$  are the fuzzy set and the premise variable respectively,  $j = 1, 2, \dots, q$ , where  $q$  is the number of the premise variables. Obviously, the fuzzy filter does not need to share the same premise variables and membership functions with the physical plant, which improves the design flexibility of the fuzzy filter. Similar to (2), the defuzzification of the fuzzy filter is given as:

$$\begin{aligned} x_{fk+1} &= \sum_{i=1}^c g_i(\bar{\theta}_k) [A_{fi}(x_{fk}) x_{fk} + B_{fi}(x_{fk}) \hat{y}_k], \\ r_k &= \sum_{i=1}^c g_i(\bar{\theta}_k) [C_{fi}(x_{fk}) x_{fk} + D_{fi}(x_{fk}) \hat{y}_k], \end{aligned} \quad (4)$$

where  $g_i(\hat{\theta}_k)$  is the membership function,  $\hat{y}_k$  is the actual input of the filter. Next, we will discuss the network introduced problems in this paper.

*Remark 1:* A key process of fault detection is to generate a residual signal which is sensitive to system fault. In this paper, we employ  $H_\infty$  filter to generate that residual signal.  $H_\infty$  filter can not only describe the estimated signal accurately but also suppress the disturbance effectively.

**Event Detector:** The purpose of introducing the event generator is to save the limited communication resource. An event-triggered scheme is adopted to determine whether or not the sampled signal should be transmitted. First, we define the difference between the current output of the plant and the last released data of the generator which is defined as  $\delta_k = y_k - y_{i_k}$ , where  $i_k, y_{i_k}$  denote the last released instant and the released data, respectively with  $k \in [i_k, i_{k+1})$ , and  $i_{k+1}$  is the next release instant of the generator. One can see that,  $d = k - i_k - 1$ , where  $k$  is the current time and  $d$  denotes the number of the unreleased signal between current time and last released instant.

In order to reduce the release times of the generator, the current measurement  $y_k$  satisfying  $\delta_k Q(y_k) \delta_k \geq \eta y_{i_k} Q(y_k) y_{i_k}$  will be released, where  $\eta > 0$  is an arbitrary scalar, and  $Q(y_k)$  is an arbitrary polynomial matrix to be determined with appropriate dimensions.

In terms of the aforementioned discussions, the input of the polynomial fuzzy fault detection filter is represented as  $\hat{y}_k = y_{i_k} = y_k - \delta_k$ .

*Remark 2:* Due to the existence of the event generator, the signal released to the network channel is non-uniform signal. As shown in Fig. 1, a zero order holder (ZOH) is employed to keep the input signal of the filter as uniform discrete-time signal over all sampling instants.

*Remark 3:* Available results use a quadratic event detector can be found in [46]–[48]. In this paper, we use a polynomial event detector that includes the quadratic one as a special case which improves the design flexibility.

**Fault Weighting System:** To improve the performance, a reference residual model is usually adopted as the weighting matrix function of the fault  $f_k$ , which is represented as  $\bar{f}(z) = W(z) f(z)$  [58], where  $W(z)$  is given *a priori*. The choice of  $W(z)$  is to impose frequency weighting on the spectrum of the fault signal for detection. A state-space realization of  $W(z)$  can be

$$\begin{aligned} x_{wk+1} &= A_w x_{wk} + B_w f_k, \\ \bar{f}_k &= C_w x_{wk} + D_w f_k, \end{aligned} \quad (5)$$

where  $x_{wk} \in R^k$  is the state vector,  $A_w, B_w, C_w, D_w$  are constant matrices.

**Residual Evaluation:** In order to facilitate the fault detection problem, the residual signal generated in the fault detection filter should be evaluated by a residual evaluation function. The prescribed evaluation function will be compared with the predefined threshold  $J_{th}$ . If the value of the evaluation function exceeds the threshold, an alarm of fault is triggered.

In this paper, we adopt the following evaluation function

$$\|r\|_T \triangleq \frac{1}{T} \sqrt{\sum_{k=t_0}^{t_0+T-1} r_k^T r_k}, \quad J_{th} \triangleq \sup_{w_k \in l_2, f_k=0} \|r\|_T. \quad (6)$$

For a given threshold  $J_{th}$ , the chosen of  $J_{th}$  can refer to the discussion in [46]–[48], the generation of the alarms can be summarized as follows:

$$\begin{cases} \|r\|_T > J_{th} & \implies \text{with faults} & \implies \text{alarm} \\ \|r\|_T \leq J_{th} & \implies \text{no faults.} \end{cases}$$

Referring to (2), (4), (5) and the event-triggered scheme, we have the following residual system:

$$\begin{aligned} \varepsilon_{k+1} &= \sum_{i=1}^r \sum_{j=1}^c h_i g_j [\check{A}_{ij} \varepsilon_k + \check{B}_{ij} \xi_k], \\ e_k &= \sum_{i=1}^r \sum_{j=1}^c h_i g_j [\check{C}_{ij} \varepsilon_k + \check{D}_{ij} \xi_k], \end{aligned} \quad (7)$$

where

$$\begin{aligned} \check{A}_{ij} &= \begin{bmatrix} A_i(x_k) & 0 & 0 \\ B_{fj}(x_{fk}) E_i(x_k) & A_{fj}(x_{fk}) & 0 \\ 0 & 0 & A_w \end{bmatrix}, \\ \check{B}_{ij} &= \begin{bmatrix} 0 & B_{1i}(x_k) & B_{2i}(x_k) \\ -B_{fj}(x_{fk}) & B_{1fj}(\bar{x}_k) & B_{2fj}(\bar{x}_k) \\ 0 & 0 & D_w \end{bmatrix}, \\ \check{C}_{ij} &= [D_{fj}(x_{fk}) C_i(x_k) \quad C_{fj}(x_{fk}) \quad -C_w], \\ \check{D}_{ij} &= [-D_{fj}(x_{fk}) \quad D_{1fj}(\bar{x}_k) \quad D_{2fj}(\bar{x}_k) - D_w], \\ B_{1fj}(\bar{x}_k) &= B_{fj}(x_{fk}) D_{1i}(x_k), \\ B_{2fj}(\bar{x}_k) &= B_{fj}(x_{fk}) D_{2i}(x_k), \\ D_{1fj}(\bar{x}_k) &= D_{fj}(x_{fk}) D_{1i}(x_k), \\ D_{2fj}(\bar{x}_k) &= D_{fj}(x_{fk}) D_{2i}(x_k), \end{aligned} \quad (8)$$

and  $e_k = r_k - \bar{f}_k$ ,  $h_i$  and  $g_j$  denote for  $h_i(\theta_k)$  and  $g_j(\theta_k)$  respectively.  $\varepsilon_k = [x_k^T \quad x_{fk}^T \quad x_{wk}^T]^T$ ,  $\xi_k = [\delta_k^T \quad w_k^T \quad f_k^T]^T$ ,  $k \in [i_k, i_{k+1})$ .

**Polynomial Approximated Membership Function:** In order to reduce the conservativeness, we employ the polynomial approximated membership functions to estimate the original membership functions. Consider the system states  $x(t) = [x_1(t) \quad x_2(t) \quad \dots \quad x_n(t)]^T$ ,  $x(t) \in \Omega$ , where  $\Omega$  is the known bounded  $n$  dimensional state space. It is assumed that the original membership functions depend on  $x_{\theta_p}(t)$ ,  $\theta_p \in [1, n]$ ,  $p = 1, 2, \dots, s$ , where  $s$  is the number of system states appeared in the original membership functions. We divide  $x_{\theta_p}(t)$  into  $d_{\theta_p}$  connected subregions, thus, the overall state space  $\Omega$  is divided into  $l = \prod_{p=1}^s d_{\theta_p}$  sub-state spaces and we have  $\Omega = \cup_{q=1}^l \Omega_q$ , where  $\Omega_q$  is one of the sub-state spaces. When  $x_{\theta_p}(t)$  falls into one of the substate spaces, a corresponding sub-polynomial approximated membership functions will be employed.

In this paper, we will use the Taylor series approach which is represented in [59] to obtain the polynomial approximated

membership functions

$$f(\mathbf{x}) = \sum_{k=0}^{\tau} \frac{1}{k!} \left( \sum_{p=1}^s (x_{\theta_p} - x_{\theta_p 0}) \frac{\partial}{\partial x_{\theta_p}} \right)^k f(\mathbf{x})|_{\mathbf{x}=\mathbf{x}_0},$$

$$\tau \rightarrow \infty, \quad (9)$$

where  $f(\mathbf{x})$  is an arbitrary function of  $\mathbf{x}$ ,  $\mathbf{x}_0$  is the known expansion points.  $x_{\theta_i 0}$  and  $x_{\theta_i}$  are one of the elements in  $\mathbf{x}_0$  and  $\mathbf{x}_\theta$ , respectively, where  $\mathbf{x}_\theta$  is an arbitrary point in the neighbourhood of  $\mathbf{x}_0$ .  $\frac{\partial}{\partial x_{\theta_p}} f(\mathbf{x})|_{\mathbf{x}=\mathbf{x}_0}$  is the value of the partial derivative of  $f(\mathbf{x})$  with  $\mathbf{x} = \mathbf{x}_0$  which is a constant.

When  $x_{\theta_i}(t)$  falls into one of the substate spaces divided by  $d_{\theta_p}$ , the two endpoints of the subregion is assumed as  $x_{\theta_p 1}$ ,  $x_{\theta_p 2}$ , and this assumption is valid for every  $p = 1, 2, \dots, s$ . Then, we will employ the Taylor series expansions at every two endpoints combined by weighting functions  $v_{q\theta_p p}(x_\theta)$ .

Defining  $m_{ij} = h_i g_j$ , based on the aforementioned approach, we have the polynomial approximated membership functions  $\bar{m}_{ij}$  as

$$\bar{m}_{ij} = \sum_{q=1}^l \sum_{\theta_1=1}^2 \sum_{\theta_2=1}^2 \cdots \sum_{\theta_s=1}^2 \prod_{p=1}^s v_{q\theta_p p}(x_\theta) \chi_{ij\theta_1\theta_2\cdots\theta_s q}(\mathbf{x}), \quad (10)$$

where  $\chi_{ij\theta_1\theta_2\cdots\theta_s q}(\mathbf{x})$  is the Taylor series expansion of  $m_{ij}$  with corresponding expansion points, for example,  $\chi_{ij12\cdots 1q}(\mathbf{x})$  is the Taylor series expansion of  $m_{ij}$  with corresponding expansion points are  $\mathbf{x} = (x_{\theta_1 1}, x_{\theta_2 2}, \dots, x_{\theta_s 1})$  at substate space  $\Omega_q$ . The weighting functions  $v_{q\theta_p p}(x_\theta)$  have the following properties:  $0 \leq v_{q\theta_p p}(x_\theta) \leq 1$  and  $v_{q1p}(x_\theta) + v_{q2p}(x_\theta) = 1$ , for  $\theta_p = 1, 2, p = 1, 2, \dots, s$ ,  $\mathbf{x} \in \Omega_q$ ,  $q = 1, 2, \dots, l$ . Otherwise,  $v_{q\theta_p p}(x_\theta) = 0$  which lead to  $\sum_{q=1}^l \sum_{\theta_1=1}^2 \sum_{\theta_2=1}^2 \cdots \sum_{\theta_s=1}^2 \prod_{p=1}^s v_{q\theta_p p}(x_\theta) = 1$ . Due to the effectiveness of the weighting functions  $v_{q\theta_p p}(x_\theta)$ , the local approximating functions  $\chi_{ij\theta_1\theta_2\cdots\theta_s q}(\mathbf{x})$  are combined to approximate the original membership functions.

**Problem:** The problem considered in this paper is to design a polynomial fuzzy fault detection filter such that

1) The residual error system in (7) is asymptotically stable with  $\bar{w}_k = 0$ .

2) The residual error  $e_k$  satisfies

$$\|e\|_2 \leq \gamma \|\bar{w}\|_2 \quad (11)$$

under zero-initial condition, in which  $\gamma$  denotes the disturbance level and  $\bar{w}_k = [w_k^T \ f_k^T]^T$ .

For proceeding further, the following lemma is employed.

**Lemma 1:** Consider a polynomial matrix  $P(x_k) > 0$  and a nonsingular polynomial matrix  $\Gamma(x_k) > 0$ , we have

$$\lambda^2 \Gamma^T(x_k) P^{-1}(x_k) \Gamma(x_k) - \lambda \Gamma(x_k) - \lambda \Gamma^T(x_k) + P(x_k) > 0, \quad (12)$$

where  $\lambda$  is an arbitrary scalar to be determined.

*Proof:* As  $P(x_k) > 0$ , naturally, we have

$$(\lambda \Gamma(x_k) - P(x_k))^T P^{-1}(x_k) (\lambda \Gamma(x_k) - P(x_k)) \geq 0,$$

which implies

$$\begin{aligned} & \lambda^2 \Gamma(x_k)^T P^{-1}(x_k) \Gamma(x_k) - \lambda \Gamma(x_k)^T P^{-1}(x_k) P(x_k) \\ & - \lambda P^T(x_k) P^{-1}(x_k) \Gamma(x_k) + P^T(x_k) P^{-1}(x_k) P(x_k) \\ & \geq 0, \end{aligned}$$

then Lemma 1 holds.  $\blacksquare$

### III. MAIN RESULTS

In this section, a novel idea of the PFMB approach is employed to establish the stability conditions of the residual system in (7) with the performance specified in (11).

Before proceeding further, the solution about the technologies used in this paper is presented. The SOS decomposition of multivariate polynomials is employed as the computational method. A multivariate polynomial  $f(x(t))$  satisfies  $f(x(t)) = \sum_{j=1}^r g_j(x(t))^2$ , e.g.,  $x_1(t)^2 + 2x_1(t) + 1 = (x_1(t) + 1)^2$  is referred as sum of squares. Obviously,  $f(x(t)) \geq 0$  if  $f(x(t))$  is a SOS.

For a polynomial  $f(x(t))$  in  $x(t) \in R^n$  of degree  $2d$ , and  $\hat{x}(x(t))$  with degree no greater than  $d$ , where  $\hat{x}(x(t)) \in R^n$  is a column vector of monomials in  $x(t)$ . Then, a SOS with multivariate structure can be defined as  $f(x(t)) = \hat{x}^T(x(t)) P \hat{x}(x(t))$ , where  $P \geq 0$ .

In order to facilitate the analysis, the following denotations are employed. Define  $\tilde{x}_k = (x_k^{s_1}, x_k^{s_2}, \dots, x_k^{s_m})$ ,  $S = \{s_1, s_2, \dots, s_m\}$  represents the row indices of  $B_{1i}(x_k)$  and  $B_{2i}(x_k)$  whose corresponding row are both equal to zero, i.e.,  $B_{1i}(\tilde{x}_k) x_k = 0$  and  $B_{2i}(\tilde{x}_k) x_k = 0$ . In addition,  $\tilde{A}_i(x_k)$  denotes a partial matrix of  $A_i(x_k)$  consists of its  $s_1, s_2, \dots, s_m$  rows. Then we have  $\tilde{x}_{k+1} = \tilde{A}_i(x_k) x_k$ . It is assumed that  $P(\tilde{x}_k)$  only depends on  $\tilde{x}_k$ , therefore,  $P(\tilde{x}_{k+1})$  is a convex item. For brevity, in the following,  $P_{k+1}$  and  $P_k$  stand for  $P(\tilde{x}_{k+1})$  and  $P(\tilde{x}_k)$ , respectively.

**Theorem 1:** The residual system in (7) with known filter gain matrices  $A_{fj}(x_{fk})$ ,  $B_{fj}(x_{fk})$ ,  $C_{fj}(x_{fk})$ ,  $D_{fj}(x_{fk})$  is asymptotically stable with a guaranteed  $H_\infty$  performance level  $\gamma$  if there exist symmetric polynomial matrices  $P_k > 0$ , in which  $\tilde{x}_k$  is a partial vector in  $x_k$ , polynomial matrices  $\Xi_{ij}(x_k)$ ,  $F_{ij}(x_k)$ , and matrix  $G$  with appropriate dimensions, where  $i = 1, 2, \dots, r$ ,  $j = 1, 2, \dots, c$ , constants  $\eta > 0$ ,  $\varepsilon > 0$ , and arbitrary scalar  $\lambda$ , such that the following SOS optimization problem which minimizes  $\gamma$  subject to

$$v_1^T (P_k - \varepsilon_1(\tilde{x}_k)) v_1 \text{ is SOS}, \quad (13)$$

$$v_2^T (\Xi_{ij}(x_k) - \varepsilon_2(x_k)) v_2 \text{ is SOS}, \quad (14)$$

$$v_3^T (F_{ij}(x_k) - \varepsilon_3(x_k)) v_3 \text{ is SOS}, \quad (15)$$

$$v_4^T (\Xi_{ij}(x_k) - \Psi_{ij} - \varepsilon_4(x_k)) v_4 \text{ is SOS}, \quad (16)$$

$$-v_5^T [(\chi_{ij\theta_1\theta_2\cdots\theta_s q}(\mathbf{x}) + \underline{\alpha}_{ij}) \Psi_{ij}$$

$$+ (\bar{\alpha}_{ij} - \underline{\alpha}_{ij}) \Xi_{ij}(x_k)$$

$$+ (\chi_{ij\theta_1\theta_2\cdots\theta_s q}(\mathbf{x}) - \underline{\beta}_{ij}) F_{ij}(x_k)$$

$$- \varepsilon_5(x_k)] v_5 \text{ is SOS}, \quad (17)$$

has feasible solution for all  $i, j, \theta_1, \theta_2, \dots, \theta_s, q$ , where  $v_1, v_2, v_3, v_4, v_5$  are arbitrary vectors independent of  $x_k$ ,  $\varepsilon_1(\tilde{x}_k)$ ,

$\epsilon_2(x_k), \epsilon_3(x_k), \epsilon_4(x_k), \epsilon_5(x_k)$  are nonnegative polynomial matrices with appropriate dimensions, and  $\chi_{ij\theta_1\theta_2\dots\theta_sq}(\mathbf{x})$  is defined in Section II, and  $\bar{\alpha}_{ij}, \underline{\alpha}_{ij}$  and  $\bar{\beta}_{ij}$  are presented above and below (23), respectively. In addition,

$$\Psi_{ij} = \begin{bmatrix} \bar{\Phi}_{11} & * & * & * \\ \Phi_{21} & \Phi_{22} & * & * \\ G\check{A}_{ij} & G\check{B}_{ij} & M_{k+1} & * \\ \check{C}_{ij} & \check{D}_{ij} & 0 & -I \end{bmatrix},$$

$$\bar{\Phi}_{11} = \begin{bmatrix} \eta C_i^T(x_k) Q(y_k) C_i(x_k) & * & * \\ 0 & 0 & * \\ 0 & 0 & 0 \end{bmatrix},$$

$$\Phi_{22} = \begin{bmatrix} \Theta_1 & * & * \\ \Theta_2^T & \Theta_4 - \gamma^2 I & * \\ \Theta_3^T & \Theta_5^T & \Theta_6 - \gamma^2 I \end{bmatrix},$$

$$\Phi_{21} = \begin{bmatrix} -\eta Q(y_k) C_i(x_k) & 0 & 0 \\ \eta D_{1i}^T(x_k) Q(y_k) C_i(x_k) & 0 & 0 \\ \eta D_{2i}^T(x_k) Q(y_k) C_i(x_k) & 0 & 0 \end{bmatrix},$$

$$\Theta_1 = (\eta - 1) Q(y_k), \quad \Theta_3 = -\eta Q(y_k) D_{2i}(x_k),$$

$$\Theta_2 = -\eta Q(y_k) D_{1i}(x_k), \quad \bar{\Phi}_{11} = \Phi_{11} - P_k,$$

$$\Theta_4 = \eta D_{1i}^T(x_k) Q(y_k) D_{1i}(x_k),$$

$$\Theta_5 = \eta D_{1i}^T(x_k) Q(y_k) D_{2i}(x_k),$$

$$\Theta_6 = \eta D_{2i}^T(x_k) Q(y_k) D_{2i}(x_k),$$

$$M_{k+1} = \lambda^2 P_{k+1} - \lambda G - \lambda G^T,$$

in which  $\check{A}_{ij}, \check{B}_{ij}, \check{C}_{ij}$  and  $\check{D}_{ij}$ , are represented in (8), and  $Q(x_k)$  is the parameter of the event-triggered scheme to be determined,  $P_{k+1}$  is a matrix obtained by substituting the elements  $\tilde{x}_k$  in matrix  $P_k$  by  $\tilde{x}_{k+1} = \tilde{A}_i(x_k) x_k$ , correspondingly.

*Proof:* Based on the Lyapunov stability theory, the polynomial Lyapunov functional is constructed as follows:

$$V_k = \varepsilon_k^T P_k \varepsilon_k. \quad (18)$$

According to the trajectories of system (7), and the problem considered in this paper, we introduce the following performance index:

$$\begin{aligned} J &= \Delta V_k + e_k^T e_k - \gamma^2 \bar{w}_k^T \bar{w}_k \\ &= \varepsilon_{k+1}^T P_{k+1} \varepsilon_{k+1} - \varepsilon_k^T P_k \varepsilon_k \\ &\quad + e_k^T e_k - \gamma^2 \bar{w}_k^T \bar{w}_k. \end{aligned} \quad (19)$$

Based on the denotations in the beginning of this section, formula (19) is converted into

$$\begin{aligned} J &= \varepsilon_{k+1}^T P_{k+1} \varepsilon_{k+1} - \varepsilon_k^T P_k \varepsilon_k + e_k^T e_k - \gamma^2 \bar{w}_k^T \bar{w}_k \\ &= \sum_{i=1}^r \sum_{j=1}^c m_{ij} \bar{\varepsilon}_k^T [ \check{A}_{ij} \quad \check{B}_{ij} ]^T P_{k+1} [ \check{A}_{ij} \quad \check{B}_{ij} ] \bar{\varepsilon}_k \\ &\quad + \sum_{i=1}^r \sum_{j=1}^c m_{ij} \bar{\varepsilon}_k [ \check{C}_{ij} \quad \check{D}_{ij} ]^T [ \check{C}_{ij} \quad \check{D}_{ij} ] \bar{\varepsilon}_k \\ &\quad - \varepsilon_k^T P_k \varepsilon_k - \gamma^2 \bar{w}_k^T \bar{w}_k. \end{aligned} \quad (20)$$

Considering the event-triggered communication scheme, for every  $k \in [i_k, i_{k+1})$ , we know  $\delta_k Q(y_k) \delta_k \leq \eta y_{i_k} Q(y_k) y_{i_k}$ .

Then the performance index represented in (20) with nonzero disturbance can be obtained:

$$\begin{aligned} J &\leq \sum_{i=1}^r \sum_{j=1}^c m_{ij} \bar{\varepsilon}_k^T [ \check{A}_{ij} \quad \check{B}_{ij} ]^T P_{k+1} [ \check{A}_{ij} \quad \check{B}_{ij} ] \bar{\varepsilon}_k \\ &\quad + \sum_{i=1}^r \sum_{j=1}^c m_{ij} \bar{\varepsilon}_k^T [ \check{C}_{ij} \quad \check{D}_{ij} ]^T [ \check{C}_{ij} \quad \check{D}_{ij} ] \bar{\varepsilon}_k \\ &\quad + \sum_{i=1}^r \sum_{j=1}^c m_{ij} \bar{\varepsilon}_k^T \Phi \bar{\varepsilon}_k - \varepsilon_k^T P_k \varepsilon_k, \end{aligned} \quad (21)$$

where

$$\bar{\varepsilon}_k = \begin{bmatrix} \varepsilon_k \\ \xi_k \end{bmatrix}, \quad \Phi = \begin{bmatrix} \Phi_{11} & * \\ \Phi_{21} & \Phi_{22} \end{bmatrix},$$

$$\Phi_{21} = \begin{bmatrix} -\eta Q(y_k) C_i(x_k) & 0 & 0 \\ \eta D_{1i}^T(x_k) Q(y_k) C_i(x_k) & 0 & 0 \\ \eta D_{2i}^T(x_k) Q(y_k) C_i(x_k) & 0 & 0 \end{bmatrix},$$

$$\Phi_{11} = \begin{bmatrix} \eta C_i^T(x_k) Q(y_k) C_i(x_k) & * & * \\ 0 & 0 & * \\ 0 & 0 & 0 \end{bmatrix},$$

$$\Phi_{22} = \begin{bmatrix} \Theta_1 & * & * \\ \Theta_2^T & \Theta_4 - \gamma^2 I & * \\ \Theta_3^T & \Theta_5^T & \Theta_6 - \gamma^2 I \end{bmatrix},$$

$$\Theta_1 = (\eta - 1) Q(y_k), \quad \Theta_2 = -\eta Q(y_k) D_{1i}(x_k),$$

$$\Theta_3 = -\eta Q(y_k) D_{2i}(x_k),$$

$$\Theta_4 = \eta D_{1i}^T(x_k) Q(y_k) D_{1i}(x_k),$$

$$\Theta_5 = \eta D_{1i}^T(x_k) Q(y_k) D_{2i}(x_k),$$

$$\Theta_6 = \eta D_{2i}^T(x_k) Q(y_k) D_{2i}(x_k).$$

Referring to Lemma 1, we have  $-G^T P_{k+1}^{-1} G < \lambda^2 P_{k+1} - \lambda G - \lambda G^T$ , where  $G$  is an arbitrary matrix, and by Schur complement, the formula (21) can be guaranteed by

$$\Psi_{ij} < 0, \quad (22)$$

for all  $i = 1, 2, \dots, r, j = 1, 2, \dots, c$ , where

$$\Psi_{ij} = \begin{bmatrix} \bar{\Phi}_{11} & \Phi_{12} & * & * \\ \Phi_{21} & \Phi_{22} & * & * \\ G\check{A}_{ij} & G\check{B}_{ij} & M_{k+1} & * \\ \check{C}_{ij} & \check{D}_{ij} & 0 & -I \end{bmatrix},$$

$$\bar{\Phi}_{11} = \Phi_{11} - P_k, \quad M_{k+1} = \lambda^2 P_{k+1} - \lambda G - \lambda G^T.$$

In order to obtain relaxed stability conditions, the polynomial approximated membership functions which are discussed in Section II are employed. As represented in [59], let the error between the original membership function and the polynomial approximated membership function be  $\Delta m_{ij} = m_{ij} - \bar{m}_{ij}$ . Denote the lower and upper bounds of  $\Delta m_{ij}$  as  $\underline{\alpha}_{ij}$  and  $\bar{\alpha}_{ij}$ , respectively. Naturally, we have the following relation:  $\underline{\alpha}_{ij} \leq \Delta m_{ij} \leq \bar{\alpha}_{ij}$ ,  $i = 1, 2, \dots, r, j = 1, 2, \dots, c$ . In addition, we introduce the slack matrices as  $\Xi_{ij}(x_k)$  with appropriate dimensions which satisfy  $0 < \Xi_{ij}(x_k) = \Xi_{ij}^T(x_k)$  and  $\Xi_{ij}(x_k) \geq \Psi_{ij}$  for all  $i, j$ . Thus, the inequality in (22)

can be rewritten as

$$\begin{aligned}
 & \sum_{i=1}^r \sum_{j=1}^c m_{ij} \Psi_{ij} = \sum_{i=1}^r \sum_{j=1}^c (\bar{m}_{ij} + \Delta m_{ij}) \Psi_{ij} \\
 & = \sum_{i=1}^r \sum_{j=1}^c [(\bar{m}_{ij} + \underline{\alpha}_{ij}) \Psi_{ij} + (\Delta m_{ij} - \underline{\alpha}_{ij}) \Psi_{ij}] \\
 & \leq \sum_{i=1}^r \sum_{j=1}^c [(\bar{m}_{ij} + \underline{\alpha}_{ij}) \Psi_{ij} + (\bar{\alpha}_{ij} - \underline{\alpha}_{ij}) \Xi_{ij}(x_k)] \\
 & < 0. \tag{23}
 \end{aligned}$$

Furthermore, we also introduce the lower bound of  $\bar{m}_{ij}$  which is denoted as  $\underline{\beta}_{ij}$  to relax the stability conditions. Meanwhile, slack matrices  $F_{ij}(x_k)$  satisfying  $0 < F_{ij}(x_k) = F_{ij}^T(x_k)$  are employed which implies the following inequality

$$\begin{aligned}
 & \sum_{i=1}^r \sum_{j=1}^c [(\bar{m}_{ij} + \underline{\alpha}_{ij}) \Psi_{ij} + (\bar{\alpha}_{ij} - \underline{\alpha}_{ij}) \Xi_{ij}(x_k) \\
 & + (\bar{m}_{ij} - \underline{\beta}_{ij}) F_{ij}(x_k)] < 0. \tag{24}
 \end{aligned}$$

Recalling  $\bar{m}_{ij} = \sum_{q=1}^l \sum_{\theta_1=1}^2 \sum_{\theta_2=1}^2 \cdots \sum_{\theta_s=1}^2 \prod_{p=1}^s v_{q\theta_p p}(x_\theta) \times \chi_{ij\theta_1\theta_2\cdots\theta_s q}(\mathbf{x})$  and the properties of weighting function  $v_{q\theta_p p}(x_\theta)$ , we know that  $J < 0$  can be guaranteed by

$$\begin{aligned}
 & \sum_{i=1}^r \sum_{j=1}^c (\chi_{ij\theta_1\theta_2\cdots\theta_s q}(\mathbf{x}) + \underline{\alpha}_{ij}) \Psi_{ij} \\
 & + (\bar{\alpha}_{ij} - \underline{\alpha}_{ij}) \Xi_{ij}(x_k) \\
 & + (\chi_{ij\theta_1\theta_2\cdots\theta_s q}(\mathbf{x}) - \underline{\beta}_{ij}) F_{ij}(x_k) < 0, \tag{25}
 \end{aligned}$$

for all  $\theta_1, \theta_2, \dots, \theta_s, q$ .

It can be seen from (25) that  $J < 0$  which implies

$$\Delta V_k + e_k^T e_k - \gamma^2 \bar{w}_k^T \bar{w}_k < 0.$$

In addition, because of  $e_k^T e_k \geq 0$ , under  $w_k \equiv 0$ , then  $\Delta V_k < 0$ . Besides, summing up on both sides for all  $k$ , where  $k = 0, 1, 2, \dots, \infty$ , then we obtain:

$$\varepsilon_\infty^T P \varepsilon_\infty - \varepsilon_0^T P \varepsilon_0 + \|e\|_2^2 - \gamma^2 \|\bar{w}\|_2^2 \leq 0.$$

Considering zero initial condition and  $\varepsilon_0^T P \varepsilon_0 > 0$ , we have

$$\|e\|_2 - \gamma \|\bar{w}\|_2 < 0, \tag{26}$$

that is, the asymptotic stability of filtering error system (7) with an  $H_\infty$  performance being guaranteed. ■

It is known that, based on Theorem 1, if the filter gain matrices ( $A_{fj}(x_{fk}), B_{fj}(x_{fk}), C_{fj}(x_{fk}), D_{fj}(x_{fk})$ ) are given, the conditions (13)–(17) can be solved via SOSTOOLS. However, since the main purpose of this paper is to design the fault detection filter which concerned with the determination of the filter gain matrices, so that the above conditions are nonconvex. In order to deal with the nonconvex parts, we develop the following theorem.

*Theorem 2:* The residual system in (7) is said to be asymptotically stable with a guaranteed  $H_\infty$  performance level  $\gamma$ , if there exist symmetric polynomial matrices  $P_k > 0$ , in which  $\tilde{x}_k$  is a partial vector in  $x_k$ , polynomial matrices

$\Xi_{ij}(x_k), F_{ij}(x_k)$ , and matrices  $G_1, G_3, G_5$  with appropriate dimensions, where  $i = 1, 2, \dots, r, j = 1, 2, \dots, c$ , constants  $\eta > 0, \varepsilon > 0$ , and arbitrary scalars  $a, b$  and  $\lambda$ , such that the following SOS optimization problem which minimizes  $\gamma$  subject to

$$v_1^T (P_k - \varepsilon_1(\tilde{x}_k)) v_1 \text{ is SOS}, \tag{27}$$

$$v_2^T (\Xi_{ij}(x_k) - \varepsilon_2(x_k)) v_2 \text{ is SOS}, \tag{28}$$

$$v_3^T (F_{ij}(x_k) - \varepsilon_3(x_k)) v_3 \text{ is SOS}, \tag{29}$$

$$v_4^T (\Xi_{ij}(x_k) - \bar{\Psi}_{ij} - \varepsilon_4(x_k)) v_4 \text{ is SOS}, \tag{30}$$

$$\begin{aligned}
 & -v_5^T [(\chi_{ij\theta_1\theta_2\cdots\theta_s q}(\mathbf{x}) + \underline{\alpha}_{ij}) \bar{\Psi}_{ij} \\
 & + (\bar{\alpha}_{ij} - \underline{\alpha}_{ij}) \Xi_{ij}(x_k) \\
 & + (\chi_{ij\theta_1\theta_2\cdots\theta_s q}(\mathbf{x}) - \underline{\beta}_{ij}) F_{ij}(x_k) \\
 & - \varepsilon_5(x_k)] v_5 \text{ is SOS}, \tag{31}
 \end{aligned}$$

has feasible solution for all  $i, j, \theta_1, \theta_2, \dots, \theta_s, q$ , where  $v_1, v_2, v_3, v_4, v_5$  are arbitrary vectors independent of  $x_k$ , and  $\varepsilon_1(\tilde{x}_k), \varepsilon_2(x_k), \varepsilon_3(x_k), \varepsilon_4(x_k), \varepsilon_5(x_k)$  are nonnegative polynomial matrices with appropriate dimensions,  $\chi_{ij\theta_1\theta_2\cdots\theta_s q}(\mathbf{x})$  is defined in Section II, and  $\bar{\alpha}_{ij}, \underline{\alpha}_{ij}$  and  $\underline{\beta}_{ij}$  are presented above and below (23), respectively. In addition,

$$\begin{aligned}
 \bar{\Psi}_{ij} &= \begin{bmatrix} \bar{\Phi}_{11} & * & * & * \\ \bar{\Phi}_{21} & \bar{\Phi}_{22} & * & * \\ \bar{A}_{ij} & \bar{B}_{ij} & M_{k+1} & * \\ \bar{C}_{ij} & \bar{D}_{ij} & 0 & -I \end{bmatrix}, \\
 \bar{\Phi}_{21} &= \begin{bmatrix} -\eta Q(y_k) C_i(x_k) & 0 & 0 \\ \eta D_{1i}^T(x_k) Q(y_k) C_i(x_k) & 0 & 0 \\ \eta D_{2i}^T(x_k) Q(y_k) C_i(x_k) & 0 & 0 \end{bmatrix}, \\
 \bar{\Phi}_{11} &= \bar{\Phi}_{11} - P(\tilde{x}_k), M_{k+1} = \lambda^2 P_{k+1} - \lambda G - \lambda G^T, \\
 \bar{\Phi}_{11} &= \begin{bmatrix} \eta C_i^T(x_k) Q(y_k) C_i(x_k) & * & * \\ 0 & 0 & * \\ 0 & 0 & 0 \end{bmatrix}, \\
 \bar{A}_{ij} &= \begin{bmatrix} \bar{\Upsilon}_1 & a \bar{A}_{fj}(x_{fk}) & 0 \\ \bar{\Upsilon}_2 & b \bar{A}_{fj}(x_{fk}) & 0 \\ 0 & 0 & G_5 A_w \end{bmatrix}, \\
 \bar{\Phi}_{22} &= \begin{bmatrix} \Theta_1 & * & * \\ \Theta_2^T & \Theta_4 - \gamma^2 I & * \\ \Theta_3^T & \Theta_5^T & \Theta_6 - \gamma^2 I \end{bmatrix}, \\
 \bar{B}_{ij} &= \begin{bmatrix} -a \bar{B}_{fj}(x_{fk}) & \bar{\Upsilon}_3 & \bar{\Upsilon}_5 \\ -b \bar{B}_{fj}(x_{fk}) & \bar{\Upsilon}_4 & \bar{\Upsilon}_6 \\ 0 & 0 & G_5 D_w \end{bmatrix},
 \end{aligned}$$

in which

$$\begin{aligned}
\Theta_1 &= (\eta - 1)Q(y_k), \quad \Theta_2 = -\eta Q(y_k)D_{1i}(x_k), \\
\Theta_3 &= -\eta Q(y_k)D_{2i}(x_k), \\
\Theta_4 &= \eta D_{1i}^T(x_k)Q(y_k)D_{1i}(x_k), \\
\Theta_5 &= \eta D_{1i}^T(x_k)Q(y_k)D_{2i}(x_k), \\
\Theta_6 &= \eta D_{2i}^T(x_k)Q(y_k)D_{2i}(x_k), \\
\tilde{\Upsilon}_1 &= G_1 A_i(x_k) + a\bar{B}_{fj}(x_{fk})C_i(x_k), \\
\tilde{\Upsilon}_2 &= G_3 A_i(x_k) + b\bar{B}_{fj}(x_{fk})C_i(x_k), \\
\tilde{\Upsilon}_3 &= G_1 B_{1i}(x_k) + a\bar{B}_{fj}(x_{fk})D_{1i}(x_k), \\
\tilde{\Upsilon}_4 &= G_3 B_{1i}(x_k) + b\bar{B}_{fj}(x_{fk})D_{1i}(x_k), \\
\tilde{\Upsilon}_5 &= G_1 B_{2i}(x_k) + a\bar{B}_{fj}(x_{fk})D_{2i}(x_k), \\
\tilde{\Upsilon}_6 &= G_3 B_{2i}(x_k) + b\bar{B}_{fj}(x_{fk})D_{2i}(x_k).
\end{aligned}$$

and  $\check{C}_{ij}$ ,  $\check{D}_{ij}$ , are represented in (8), and  $Q(y_k)$  is the parameter of the event-triggered scheme to be determined,  $P_{k+1}$  is a matrix obtained by substituting the elements  $\tilde{x}_k$  in matrix  $P_k$  by  $\tilde{x}_{k+1} = \tilde{A}_i(x_k)x_k$ , correspondingly. And the filter gain matrices can be calculated as  $A_{fj}(x_{fk}) = G_3^{-1}\bar{A}_{fj}(x_{fk})$ ,  $B_{fj}(x_{fk}) = G_3^{-1}\bar{B}_{fj}(x_{fk})$ ,  $C_{fj}(x_{fk}) = \bar{C}_{fj}(x_{fk})$ ,  $D_{fj}(x_{fk}) = \bar{D}_{fj}(x_{fk})$ .

*Proof:* In order to deal with the nonconvex parts discussed in Theorem 1, we denote the arbitrary matrix  $G$  is in the form of

$$G = \begin{bmatrix} G_1 & G_2 & 0 \\ G_3 & G_4 & 0 \\ 0 & 0 & G_5 \end{bmatrix},$$

then we have

$$\begin{aligned}
G\check{A}_{ij} &= \begin{bmatrix} \Upsilon_1 & G_2 A_{fj}(x_{fk}) & 0 \\ \Upsilon_2 & G_4 A_{fj}(x_{fk}) & 0 \\ 0 & 0 & G_5 A_w \end{bmatrix}, \\
G\check{B}_{ij} &= \begin{bmatrix} -G_2 B_{fj}(x_{fk}) & \Upsilon_3 & \Upsilon_5 \\ -G_4 B_{fj}(x_{fk}) & \Upsilon_4 & \Upsilon_6 \\ 0 & 0 & G_5 D_w \end{bmatrix},
\end{aligned}$$

in which

$$\begin{aligned}
\Upsilon_1 &= G_1 A_i(x_k) + G_2 B_{fj}(x_{fk})C_i(x_k), \\
\Upsilon_2 &= G_3 A_i(x_k) + G_4 B_{fj}(x_{fk})C_i(x_k), \\
\Upsilon_3 &= G_1 B_{1i}(x_k) + G_2 B_{fj}(x_{fk})D_{1i}(x_k), \\
\Upsilon_4 &= G_3 B_{1i}(x_k) + G_4 B_{fj}(x_{fk})D_{1i}(x_k), \\
\Upsilon_5 &= G_1 B_{2i}(x_k) + G_2 B_{fj}(x_{fk})D_{2i}(x_k), \\
\Upsilon_6 &= G_3 B_{2i}(x_k) + G_4 B_{fj}(x_{fk})D_{2i}(x_k).
\end{aligned}$$

Denote  $G_2 = aG_3$ ,  $G_4 = bG_3$ , where  $a, b$  are arbitrary scalars, and let  $\bar{A}_{fj}(x_{fk}) = G_3 A_{fj}(x_{fk})$ ,  $\bar{B}_{fj}(x_{fk}) = G_3 B_{fj}(x_{fk})$ , one can see that  $J < 0$  can be guaranteed by

$$\bar{\Psi}_{ij} = \begin{bmatrix} \bar{\Phi}_{11} & * & * & * \\ \Phi_{21} & \Phi_{22} & * & * \\ A_{ij} & \bar{B}_{ij} & M_{k+1} & * \\ \check{C}_{ij} & \check{D}_{ij} & 0 & -I \end{bmatrix} < 0,$$

where

$$\begin{aligned}
\bar{A}_{ij} &= \begin{bmatrix} \bar{\Upsilon}_1 & a\bar{A}_{fj}(x_{fk}) & 0 \\ \bar{\Upsilon}_2 & b\bar{A}_{fj}(x_{fk}) & 0 \\ 0 & 0 & G_5 A_w \end{bmatrix}, \\
\bar{B}_{ij} &= \begin{bmatrix} -a\bar{B}_{fj}(x_{fk}) & \bar{\Upsilon}_3 & \bar{\Upsilon}_5 \\ -b\bar{B}_{fj}(x_{fk}) & \bar{\Upsilon}_4 & \bar{\Upsilon}_6 \\ 0 & 0 & G_5 D_w \end{bmatrix}, \\
\bar{\Upsilon}_1 &= G_1 A_i(x_k) + a\bar{B}_{fj}(x_{fk})C_i(x_k), \\
\bar{\Upsilon}_2 &= G_3 A_i(x_k) + b\bar{B}_{fj}(x_{fk})C_i(x_k), \\
\bar{\Upsilon}_3 &= G_1 B_{1i}(x_k) + a\bar{B}_{fj}(x_{fk})D_{1i}(x_k), \\
\bar{\Upsilon}_4 &= G_3 B_{1i}(x_k) + b\bar{B}_{fj}(x_{fk})D_{1i}(x_k), \\
\bar{\Upsilon}_5 &= G_1 B_{2i}(x_k) + a\bar{B}_{fj}(x_{fk})D_{2i}(x_k), \\
\bar{\Upsilon}_6 &= G_3 B_{2i}(x_k) + b\bar{B}_{fj}(x_{fk})D_{2i}(x_k).
\end{aligned}$$

Similar to the processes from (23) to (26) in Theorem 1, Theorem 2 can be guaranteed, and the proof is completed. ■

To have a feasible solution, we now propose the following algorithm to obtain the appropriate parameters:

Step 1: Give the nonlinear networked system and obtain the polynomial T-S fuzzy model.

Step 2: Obtain the polynomial T-S system of the system in Step 1 based on the approach in [33].

Step 3: Design the polynomial fuzzy fault detection filter for the system in Step 2.

Step 4: Obtain the polynomial approximated membership functions according to the process in Section III.

Step 5: Give the predefined parameter  $\eta$ , and solve the solution which minimize  $\gamma$  subject to (27)-(31) to obtain the filter gains  $A_{fj}(x_{fk})$ ,  $B_{fj}(x_{fk})$ ,  $C_{fj}(x_{fk})$  and  $D_{fj}(x_{fk})$ .

*Remark 4:* The above algorithm provides the implementation process of our method in practical systems. It can address fault detection problems for a class of nonlinear networked systems with less waste of network resources. Although the method is based on the assumption of specific network environment, it can be easily generalized into other situations.

#### IV. ILLUSTRATIVE EXAMPLE

In this section, to illustrate the proposed method, a simulation example is given. A two-rule polynomial fuzzy system is used to represent the nonlinear system. The relevant system parameters are given as follows:

$$\begin{aligned}
A_1 &= \begin{bmatrix} 1.5 - 0.2(x_1 - 2)^2 & 0.5 \\ -0.56 & 0.8 \end{bmatrix}, \\
A_2 &= \begin{bmatrix} -1.5 + 0.5(x_2 + 1)^2 & 1.5 \\ 0.42 & -2 \end{bmatrix}, \\
B_{11} &= \begin{bmatrix} 1 \\ 0 \end{bmatrix}, \quad B_{12} = \begin{bmatrix} 1 \\ 0 \end{bmatrix}, \\
B_{21} &= \begin{bmatrix} 0.5 \\ 0 \end{bmatrix}, \quad B_{22} = \begin{bmatrix} 0.5 \\ 0 \end{bmatrix}, \\
C_1 &= [1 \quad 0.6], \quad C_2 = [1 \quad 0.6], \\
D_{11} &= 0.5, \quad D_{12} = 0.5, \quad D_{21} = 1, \quad D_{22} = 1,
\end{aligned}$$

where the membership functions of the polynomial fuzzy plant are given as  $h_1(\theta_k) = 1 - \frac{1}{1+e^{-x_1+1}} \in [0, 1]$ , and  $h_2(\theta_k) = 1 - h_1(\theta_k)$ .

The parameters of the fault weighting system are supposed to be  $A_w = 0.1$ ,  $B_w = 0.25$ ,  $C_w = 0.2$ ,  $D_w = 0.5$ , respectively. In addition, we also choose the membership functions of the fault detection filter as  $g_1(\bar{\theta}_k) = e^{-\frac{x_{f1}^2}{2}} \in [0, 1]$ , and  $g_2(\bar{\theta}_k) = 1 - g_1(\bar{\theta}_k)$ .

Referring to the polynomial approximated membership functions in (9), the order  $\tau$  is chosen as 1, and considering  $x_1 \in [-2, 2]$ , we choose the expansion points as  $\{(x_1, x_{f1}) | x_1 \in \{-2, 0, 2\}, x_{f1} \in \{-2, 0, 2\}\}$ . Then the local approximating functions  $\chi_{ij\theta_1\theta_2\cdots\theta_s q}(\mathbf{x})$  can be worked out. In addition, the weighting functions  $v_{q11}(x_1)$ ,  $v_{q21}(x_1)$ ,  $v_{q12}(x_1)$  and  $v_{q22}(x_1)$  are assumed to be  $v_{q11}(x_1) = \frac{x_{12}-x_1}{x_{12}-x_{11}}$ ,  $v_{q21}(x_1) = 1 - v_{q11}(x_1)$ ,  $v_{q12}(x_{f1}) = \frac{x_{f12}-x_{f1}}{x_{f12}-x_{f11}}$ ,  $v_{q22}(x_{f1}) = 1 - v_{q12}(x_{f1})$ , respectively. Thus, the polynomial approximated membership functions  $\bar{m}_{ij}$  can be calculated based on (10). Setting  $x_1$  and  $x_{f1}$  as a series of compact points, and computing the difference between the original membership functions and the polynomial approximated membership functions, we obtain the lower and upper bounds of the approximation error:  $\bar{\alpha}_{11} = 0.1182$ ,  $\bar{\alpha}_{12} = 0.0545$ ,  $\bar{\alpha}_{21} = 0.0725$ ,  $\bar{\alpha}_{22} = 0.0249$ ,  $\underline{\alpha}_{11} = -0.0289$ ,  $\underline{\alpha}_{12} = -0.0940$ ,  $\underline{\alpha}_{21} = -0.0392$ ,  $\underline{\alpha}_{22} = -0.0708$ . Similarly, the lower bounds of  $\bar{m}_{ij}$  is obtained as:  $\underline{\beta}_{11} = 0.0380$ ,  $\underline{\beta}_{12} = 0$ ,  $\underline{\beta}_{21} = 0.0064$ ,  $\underline{\beta}_{22} = 0$ . The degree of the slack matrices  $\Xi_{ij}(x_k)$  and  $F_{ij}(x_k)$  are assumed as 0.

In addition, the arbitrary scalars  $\lambda$ ,  $a$ ,  $b$  are chosen as 1, 2, 0.8, respectively, and the external disturbance is assumed to be:

$$w_k = \begin{cases} \frac{1}{1+0.25dk}, & 10 \leq k \leq 70, \\ 0, & \text{otherwise,} \end{cases} \quad (32)$$

where the sampling period  $d = 0.01$  s. Meanwhile, the faults are supposed to

$$f_k = \begin{cases} 1, & 30 \leq k \leq 60, \\ 0, & \text{otherwise.} \end{cases}$$

Using the SOS Tools in Matlab, according to Theorem 2, with the assumption of the polynomial filter gain matrices of degree 0 in  $x_{fk}$  (constant matrices), in the context of  $\eta = 0.2$ , the filter gain matrices can be calculated as follows:

$$\begin{aligned} A_{f1}(x_{fk}) &= \begin{bmatrix} -0.2204 & 0.1507 \\ -0.1292 & -0.2286 \end{bmatrix}, \\ A_{f2}(x_{fk}) &= \begin{bmatrix} -0.2203 & 0.1522 \\ -0.1294 & -0.2293 \end{bmatrix}, \\ B_{f1}(x_{fk}) &= \begin{bmatrix} -0.2620 \\ 0.0061 \end{bmatrix}, \quad B_{f2}(x_{fk}) = \begin{bmatrix} -0.2621 \\ 0.0055 \end{bmatrix}, \\ C_{f1}(x_{fk}) &= [0.1166 \quad 0.3511] \times 10^{-3}, \\ C_{f2}(x_{fk}) &= [0.1166 \quad 0.3512] \times 10^{-3}, \\ D_{f1}(x_{fk}) &= 0.1753 \times 10^{-3}, \quad D_{f2}(x_{fk}) = 0.1753 \times 10^{-3}, \end{aligned}$$

meanwhile, the parameter of the polynomial event detector is obtained as

$$\begin{aligned} Q(y_k) &= 0.8047 \times 10^{-5} x_1^2 - 0.8194 \times 10^{-6} x_1 x_2 \\ &\quad + 0.4238 \times 10^{-6} x_1 + 0.1807 \times 10^{-6} x_2^2 \\ &\quad + 0.3837 \times 10^{-6} x_2 + 0.7846 \times 10^{-4}. \end{aligned}$$

TABLE I: Minimum  $\gamma$  of polynomial and quadratic event-triggered scheme for different  $\eta$

$\eta$	0.1	0.2	0.3	0.4	0.5
$\gamma_1$	0.6255	0.6289	0.6660	0.6532	0.6399
$\gamma_2$	0.6208	0.6284	0.6555	0.6447	0.6354

Besides, the  $H_\infty$  disturbance attenuation level can be minimized as  $\gamma = 0.6284$ . Fig. 2 demonstrates the release instants of the event detector. In the simulation time, only 31 times are triggered which is much less than the time-triggered scheme (100 times). Fig. 3 shows the effectiveness of event-triggered scheme to the measurement output.

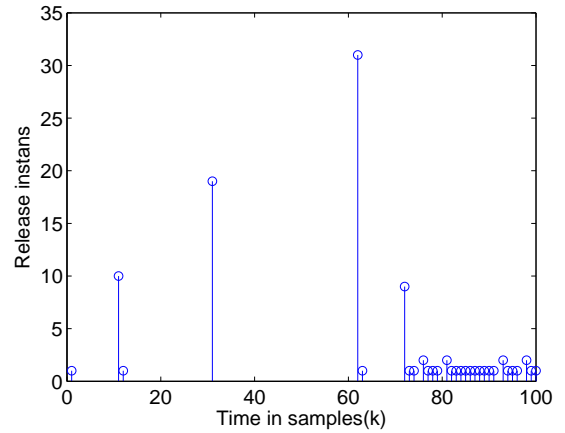


Fig. 2: The release instants.

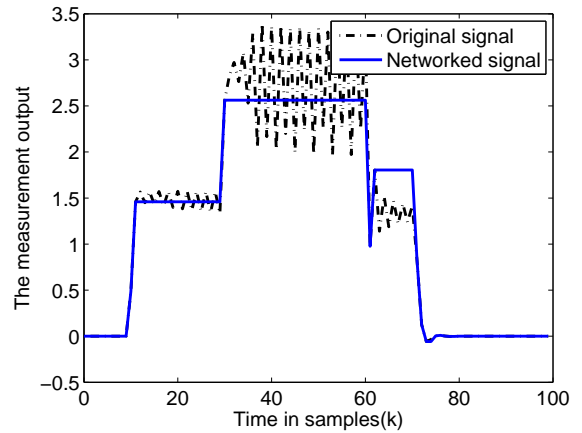


Fig. 3: The measured control output.

For different values of  $\eta$ , the variations of the  $H_\infty$  disturbance attenuation level  $\gamma$  for both quadratic and polynomial event-triggered scheme are shown in Table I, where  $\gamma_1$  represents the disturbance attenuation level in the context of quadratic event-triggered scheme and  $\gamma_2$  represents the polynomial one. With the variation of value  $\eta$ , the disturbance attenuation levels obtained by polynomial event-triggered scheme are always smaller than that obtained by quadratic event-triggered scheme which imply a higher performance.

Under zero initial condition, Figs. 4 and 5 show the residual response and the residual evaluation function response with the disturbance  $w_k = 0$ , respectively, and Figs. 6 and 7 show the same responses with the above mentioned disturbance inputs. One can see that, the residual can not only detect the fault in time, but also identifies the fault from the influence of disturbance  $w_k$ .

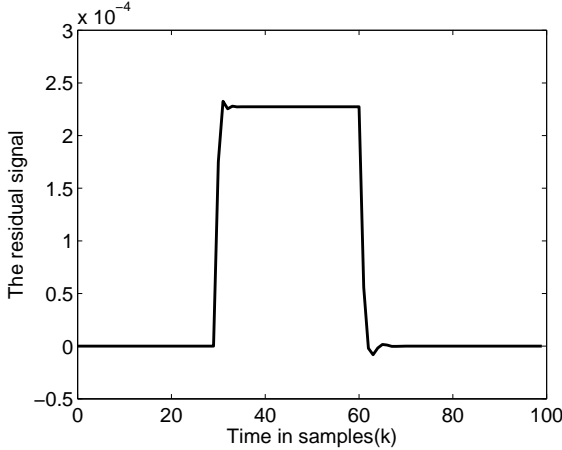


Fig. 4: Residual response of the nominal system with zero  $w_k$ .

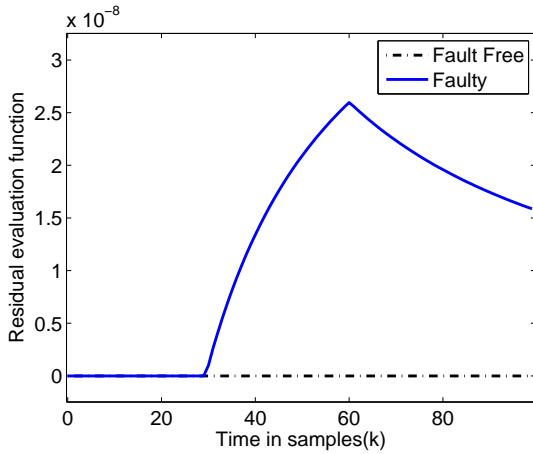


Fig. 5: Evaluation function of the nominal system with zero  $w_k$ .

For further comparison, we also simulate the system responses in the context of the event-triggered scheme parameter  $\eta = 0.5$ . In this case, Fig. 8 demonstrates the release instants of the event detector. In the simulation time, 45 times are triggered which is more than that in the context of  $\eta = 0.2$ . Fig. 9 shows the effectiveness of event-triggered scheme to the measurement output. In addition, Figs. 10 and 11 show the residual response and the residual evaluation function response with the disturbance in (32), respectively.

V. CONCLUSIONS

This paper has solved the fault detection problem for nonlinear networked systems under an event-triggered scheme. A polynomial event-triggered scheme has been first used to

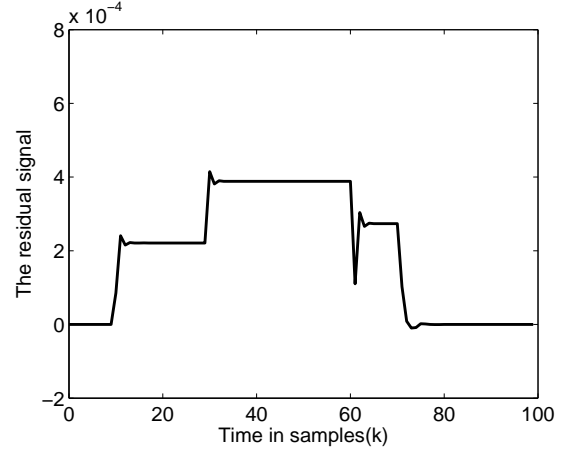


Fig. 6: Residual response of the nominal system with non-zero  $w_k$ .

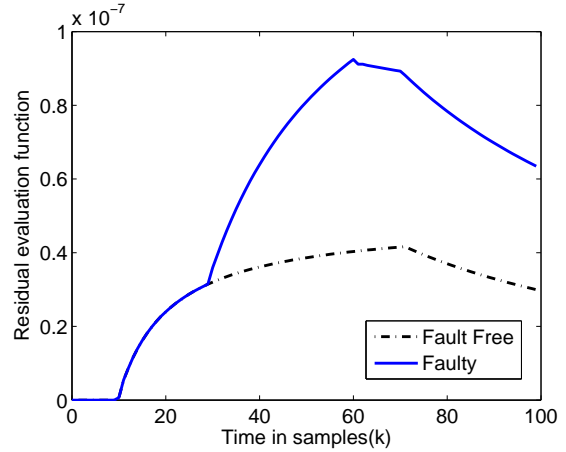


Fig. 7: Evaluation function of the nominal system with non-zero  $w_k$ .

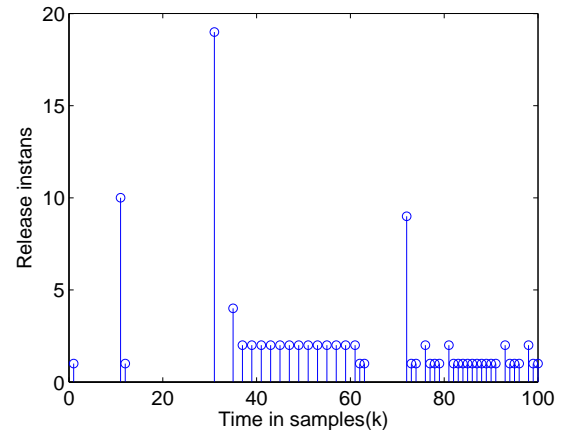


Fig. 8: The release instants with  $\eta = 0.5$ .

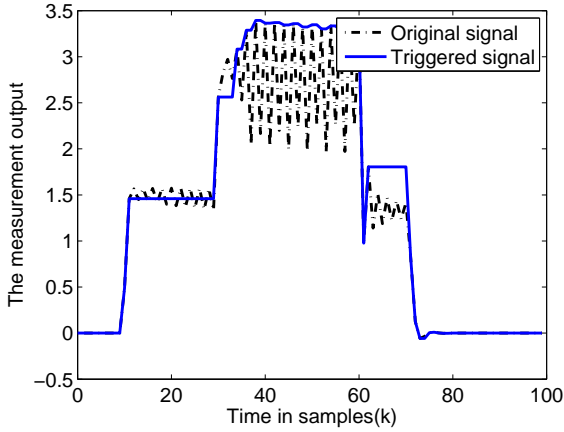


Fig. 9: The measured control output with  $\eta = 0.5$ .

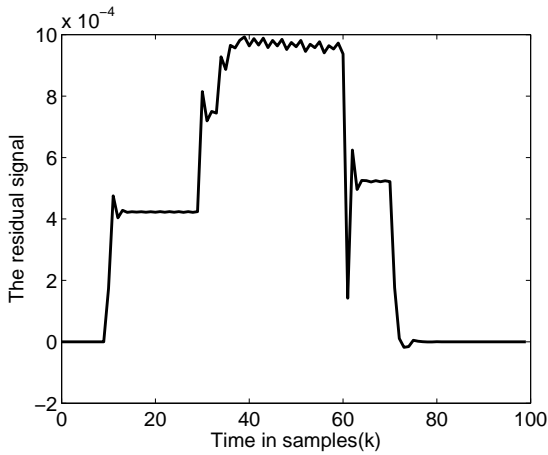


Fig. 10: Residual response of the nominal system with non-zero  $w_k$  and  $\eta = 0.5$ .

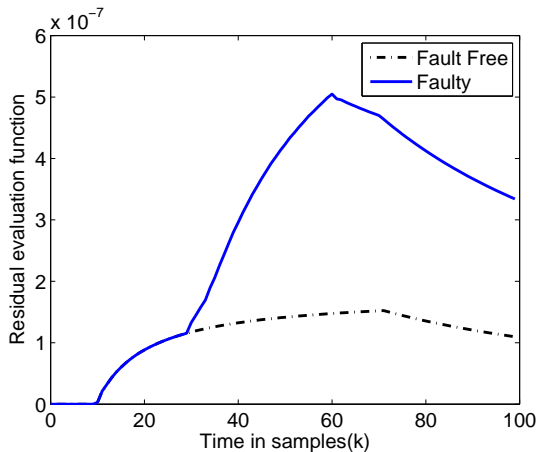



Fig. 11: Evaluation function of the nominal system with non-zero  $w_k$  and  $\eta = 0.5$ .

determine whether the signal should be transmitted or not. A novel polynomial fuzzy fault detection filter has been designed to guarantee the asymptotic stability of the residual system and satisfy the desired performance criteria. Sufficient conditions, which can be solved by the SOSTOOLS, have been represented as SOS. Simulation results have demonstrated the effectiveness of the proposed design scheme.

REFERENCES

- [1] K. Tanaka and H. O. Wang, *Fuzzy Control Systems Design and Analysis: A Linear Matrix Inequality Approach*. New York: Wiley, 2001.
- [2] T. C. Lin, K. W. Hsu, V. E. Balas, and M. Roopaei, "Stable adaptive synchronization of a class of uncertain time-delay chaotic systems via  $H_\infty$  type-2 FNN control," in *2010 4th International Workshop on Soft Computing Applications (SOFA)*. IEEE, 2010, pp. 237–242.
- [3] J. Napoles, A. J. Watson, J. J. Padilla, J. Leon, L. G. Franquelo, P. W. Wheeler, M. A. Aguirre *et al.*, "Selective harmonic mitigation technique for cascaded h-bridge converters with nonequal dc link voltages," *IEEE Transactions on Industrial Electronics*, vol. 60, no. 5, pp. 1963–1971, 2013.
- [4] W. He and S. S. Ge, "Cooperative control of a nonuniform gantry crane with constrained tension," *Automatica*, vol. 66, no. 4, pp. 146–154, 2016.
- [5] A. Sonbol and M. S. Fadali, "Stability analysis of discrete TSK type II/III systems," *IEEE Transactions on Fuzzy Systems*, vol. 14, no. 5, pp. 640–653, 2006.
- [6] E. Romero-Cadaval, G. Spagnuolo, L. Garcia Franquelo, C.-A. Ramos-Paja, T. Suntio, and W. M. Xiao, "Grid-connected photovoltaic generation plants: Components and operation," *IEEE Industrial Electronics Magazine*, vol. 7, no. 3, pp. 6–20, 2013.
- [7] W. He, Y. Chen, and Z. Yin, "Adaptive neural network control of an uncertain robot with full-state constraints," *IEEE Transactions on Cybernetics*, vol. 46, no. 3, pp. 620–629, 2016.
- [8] J. Fu, R. Ma, and T. Chai, "Global finite-time stabilization of a class of switched nonlinear systems with the powers of positive odd rational numbers," *Automatica*, vol. 54, pp. 360–373, 2015.
- [9] M. Krstic, P. V. Kokotovic, and I. Kanellakopoulos, *Nonlinear and adaptive control design*. John Wiley & Sons, Inc., 1995.
- [10] S. Tong, S. Sui, and Y. Li, "Fuzzy adaptive output feedback control of MIMO nonlinear systems with partial tracking errors constrained," *IEEE Transactions on Fuzzy Systems*, vol. 23, no. 4, pp. 729–742, 2015.
- [11] Y.-J. Liu, Y. Gao, S. Tong, and Y. Li, "Fuzzy approximation-based adaptive backstepping optimal control for a class of nonlinear discrete-time systems with dead-zone," *IEEE Transactions on Fuzzy Systems*, vol. 24, no. 1, pp. 16–28, 2016.
- [12] Y. Li, S. Tong, and T. Li, "Adaptive fuzzy output feedback dynamic surface control of interconnected nonlinear pure-feedback systems," *IEEE Transactions on Cybernetics*, vol. 45, no. 1, pp. 138–149, 2015.
- [13] Y.-J. Liu and S. Tong, "Adaptive fuzzy control for a class of nonlinear discrete-time systems with backlash," *IEEE Transactions on Fuzzy Systems*, vol. 22, no. 5, pp. 1359–1365, 2014.
- [14] J. Wang, "Adaptive fuzzy control of direct-current motor dead-zone systems," *International Journal of Innovative Computing, Information and Control*, vol. 10, no. 4, pp. 1391–1399, 2014.
- [15] Y.-J. Liu and S. Tong, "Adaptive fuzzy identification and control for a class of nonlinear pure-feedback MIMO systems with unknown dead-zones," *IEEE Transactions on Fuzzy Systems*, vol. 23, no. 5, pp. 1387–1398, 2015.
- [16] S. Yin, P. Shi, and H. Yang, "Adaptive fuzzy control of strict-feedback nonlinear time-delay systems with unmodeled dynamics," *IEEE Transactions on Cybernetics*, DOI: 10.1109/TCYB.2015.2457894, 2015.
- [17] H. Li, J. Wang, H. K. Lam, Q. Zhou, and H. Du, "Adaptive sliding mode control for interval type-2 fuzzy systems," *IEEE Transactions on Systems, Man and Cybernetics: Systems*, DOI: 10.1109/TSMC.2016.2531676, 2016.
- [18] H. Li, Y. Pan, P. Shi, and Y. Shi, "Switched fuzzy output feedback control and its application to mass-spring-damping system," *IEEE Transactions on Fuzzy Systems*, DOI: 10.1109/TFUZZ.2015.2505332, 2015.
- [19] X. Xie, D. Yue, H. Zhang, and Y. Xue, "Control synthesis of discrete-time T-S fuzzy systems via a multi-instant homogeneous polynomial approach," *IEEE Transactions on Cybernetics*, DOI:10.1109/TCYB.2015.2411336, 2015.
- [20] H. Li, J. Wang, and P. Shi, "Output-feedback based sliding mode control for fuzzy systems with actuator saturation," *IEEE Transactions on Fuzzy Systems*, DOI: 10.1109/TFUZZ.2015.2513085, 2015.

- [21] H. Li, Y. Gao, P. Shi, and H. K. Lam, "Observer-based fault detection for nonlinear systems with sensor fault and limited communication capacity," *IEEE Transactions on Automatic Control*, DOI: 10.1109/TAC.2015.2503566, 2015.
- [22] H. Yang, Y. Xia, and B. Liu, "Fault detection for T-S fuzzy discrete systems in finite-frequency domain," *IEEE Transactions on Systems, Man, and Cybernetics, Part B: Cybernetics*, vol. 41, no. 4, pp. 911–920, 2011.
- [23] M. Liu, X. Cao, and P. Shi, "Fault estimation and tolerant control for fuzzy stochastic systems," *IEEE Transactions on Fuzzy Systems*, vol. 21, no. 2, pp. 221–229, 2013.
- [24] H. Li, Y. Gao, L. Wu, and H.-K. Lam, "Fault detection for T-S fuzzy time-delay systems: Delta operator and input-output methods," *IEEE Transactions on Cybernetics*, vol. 45, no. 2, pp. 229–241, 2015.
- [25] K. Tanaka, T. Ikeda, and H. O. Wang, "Fuzzy regulators and fuzzy observers: relaxed stability conditions and LMI-based designs," *IEEE Transactions on Fuzzy Systems*, vol. 6, no. 2, pp. 250–265, 1998.
- [26] S. F. Su, Z. J. Lee, and Y. P. Wang, "Robust and fast learning for fuzzy cerebellar model articulation controllers," *IEEE Transactions on Systems, Man, and Cybernetics, Part B: Cybernetics*, vol. 36, no. 1, pp. 203–208, 2006.
- [27] S. S. Chen, Y. C. Chang, S. F. Su, S. L. Chung, and T. T. Lee, "Robust static output-feedback stabilization for nonlinear discrete-time systems with time delay via fuzzy control approach," *IEEE Transactions on Fuzzy Systems*, vol. 13, no. 2, pp. 263–272, 2005.
- [28] H. K. Lam and M. Narimani, "Stability analysis and performance design for fuzzy-model-based control system under imperfect premise matching," *IEEE Transactions on Fuzzy Systems*, vol. 17, no. 4, pp. 949–961, 2009.
- [29] H. Li, Y. Pan, and Q. Zhou, "Filter design for interval type-2 fuzzy systems with D stability constraints under a unified frame," *IEEE Transactions on Fuzzy Systems*, vol. 23, no. 3, pp. 719–725, 2015.
- [30] F. Li, P. Shi, L. Wu, and X. Zhang, "Fuzzy-model-based-stability and nonfragile control for discrete-time descriptor systems with multiple delays," *IEEE Transactions on Fuzzy Systems*, vol. 22, no. 4, pp. 1019–1025, 2014.
- [31] P. Shi, Y. Zhang, M. Chadli, and R. K. Agarwal, "Mixed  $H_\infty$  and passive filtering for discrete fuzzy neural networks with stochastic jumps and time delays," *IEEE Trans on Neural Networks and Learning Systems*, vol. DOI:10.1109/TNNLS.2015.2425962, 2015.
- [32] D. Zhang, W. Cai, L. Xie, and Q. Wang, "Non-fragile distributed filtering for T-S fuzzy systems in sensor networks," *IEEE Transactions on Fuzzy Systems*, vol. 23, no. 5, pp. 1883–1890, 2015.
- [33] K. Tanaka, H. Yoshida, H. Ohtake, and H. O. Wang, "A sum-of-squares approach to modeling and control of nonlinear dynamical systems with polynomial fuzzy systems," *IEEE Transactions on Fuzzy Systems*, vol. 17, no. 4, pp. 911–922, 2009.
- [34] H. K. Lam and J. C. Lo, "Output regulation of polynomial-fuzzy-model-based control systems," *IEEE Transactions on Fuzzy Systems*, vol. 21, no. 2, pp. 262–274, 2013.
- [35] H. K. Lam, L. Seneviratne, and X. Ban, "Fuzzy control of nonlinear systems using parameter-dependent polynomial fuzzy model," *IET Control Theory & Applications*, vol. 6, no. 11, pp. 1645–1653, 2012.
- [36] M. Narimani and H.-K. Lam, "SOS-based stability analysis of polynomial fuzzy-model-based control systems via polynomial membership functions," *IEEE Transactions on Fuzzy Systems*, vol. 18, no. 5, pp. 862–871, 2010.
- [37] H. K. Lam, "Polynomial fuzzy-model-based control systems: stability analysis via piecewise-linear membership functions," *IEEE Transactions on Fuzzy Systems*, vol. 19, no. 3, pp. 588–593, 2011.
- [38] K. Tanaka, H. Ohtake, and H. O. Wang, "Guaranteed cost control of polynomial fuzzy systems via a sum of squares approach," *IEEE Transactions on Systems, Man, and Cybernetics, Part B: Cybernetics*, vol. 39, no. 2, pp. 561–567, 2009.
- [39] A. Sala and C. Ario, "Polynomial fuzzy models for nonlinear control: a Taylor series approach," *IEEE Transactions on Fuzzy Systems*, vol. 17, no. 6, pp. 1284–1295, 2009.
- [40] R. W. Brockett and D. Liberzon, "Quantized feedback stabilization of linear systems," *IEEE Transactions on Automatic Control*, vol. 45, no. 7, pp. 1279–1289, 2000.
- [41] X. M. Sun, G. P. Liu, W. Wang, and D. Rees, "Stability analysis for networked control systems based on average dwell time method," *International Journal of Robust and Nonlinear Control*, vol. 20, no. 15, pp. 1774–1784, 2010.
- [42] J. Delvenne, "An optimal quantized feedback strategy for scalar linear systems," *IEEE Transactions on Automatic Control*, vol. 51, no. 2, pp. 298–303, 2006.
- [43] N. Elia and S. K. Mitter, "Stabilization of linear systems with limited information," *IEEE Transactions on Automatic Control*, vol. 46, no. 9, pp. 1384–1400, 2001.
- [44] H. Li, C. Wu, Y. Shen, and H. Lam, "Observer-based fuzzy control for nonlinear networked systems under unmeasurable premise variables," *IEEE Transactions on Fuzzy Systems*, DOI: 10.1109/TFUZZ.2015.2505331, 2015.
- [45] H. Zhang, G. Feng, H. Yan, and Q. Chen, "Observer-based output feedback event-triggered control for consensus of multi-agent systems," *IEEE Transactions on Industrial Electronics*, vol. 61, no. 9, pp. 4885–4894, 2014.
- [46] D. Yue, E. Tian, and Q.-L. Han, "A delay system method for designing event-triggered controllers of networked control systems," *IEEE Transactions on Automatic Control*, vol. 58, no. 2, pp. 475–481, 2013.
- [47] C. Peng, Q. L. Han, and D. Yue, "To transmit or not to transmit: a discrete event-triggered communication scheme for networked Takagi–Sugeno fuzzy systems," *IEEE Transactions on Fuzzy Systems*, vol. 21, no. 1, pp. 164–170, 2013.
- [48] X. Wang and M. D. Lemmon, "Self-triggering under state-independent disturbances," *IEEE Transactions on Automatic Control*, vol. 55, no. 6, pp. 1494–1500, 2010.
- [49] J. Sijs and M. Lazar, "On event based state estimation," in *Hybrid Systems: computation and control*. Springer, 2009, pp. 336–350.
- [50] P. Tabuada, "Event-triggered real-time scheduling of stabilizing control tasks," *IEEE Transactions on Automatic Control*, vol. 52, no. 9, pp. 1680–1685, 2007.
- [51] C. Peng and Q.-L. Han, "On designing a novel self-triggered sampling scheme for networked control systems with data losses and communication delays," *IEEE Transactions on Industrial Electronics*, vol. 63, no. 2, pp. 1239–1248, 2016.
- [52] C. Peng, M.-R. Fei, and E. Tian, "Networked control for a class of T-S fuzzy systems with stochastic sensor faults," *Fuzzy Sets and Systems*, vol. 212, pp. 62–77, 2013.
- [53] H. R. Karimi and H. Gao, "New delay-dependent exponential synchronization for uncertain neural networks with mixed time delays," *IEEE Transactions on Systems, Man, and Cybernetics, Part B: Cybernetics*, vol. 40, no. 1, pp. 173–185, 2010.
- [54] H. R. Karimi, "Robust delay-dependent control of uncertain time-delay systems with mixed neutral, discrete, and distributed time-delays and markovian switching parameters," *IEEE Transactions on Circuits and Systems I: Regular Papers*, vol. 58, no. 8, pp. 1910–1923, 2011.
- [55] T. Wang, H. Gao, and J. Qiu, "A combined adaptive neural network and nonlinear model predictive control for multirate networked industrial process control," *IEEE Transactions on Neural Networks and Learning Systems*, vol. 27, no. 2, pp. 416–425, 2016.
- [56] J. Qiu, H. Gao, and S. Ding, "Recent advances on fuzzy-model-based nonlinear networked control systems: A survey," *IEEE Transactions on Industrial Electronics*.
- [57] H. Dong, Z. Wang, J. Lam, and H. Gao, "Fuzzy-model-based robust fault detection with stochastic mixed time delays and successive packet dropouts," *IEEE Transactions on Systems, Man, and Cybernetics, Part B: Cybernetics*, vol. 42, no. 2, pp. 365–376, 2012.
- [58] M. Zhong, S. X. Ding, J. Lam, and H. Wang, "An LMI approach to design robust fault detection filter for uncertain LTI systems," *Automatica*, vol. 39, no. 3, pp. 543–550, 2003.
- [59] C. Liu, H. K. Lam, X. Zhang, H. Li, and S. H. Ling, "Relaxed stability conditions based on Taylor series membership functions for polynomial fuzzy-model-based control systems," in *2014 IEEE International Conference on Fuzzy Systems*, 2014, pp. 2111–2118.



**Hongyi Li** received Ph.D. degree in Intelligent Control from the University of Portsmouth, Portsmouth, UK, in 2012. He was a Research Associate with the Department of Mechanical Engineering, University of Hong Kong and Hong Kong Polytechnic University, respectively. He was a Visiting Principal Fellow with the Faculty of Engineering and Information Sciences, University of Wollongong. He is currently a Professor of the College of Engineering, Bohai University.

Dr. Li received the Best Master Degree Thesis Prize of Liaoning Province in 2010, the Chinese Government Award for Outstanding Student Abroad in 2012 and the Scopus Young Researcher New Star Scientist Award in 2013, the Second Prize of Shandong Natural Science Award in 2014 and the First Prize of Liaoning Natural Science and Technology Academic Achievements Award in 2015 respectively. He also won the honor of Liaoning Excellent Talents in University Department of Education Liaoning Province, New Century Excellent Talents in University of Ministry of Education of China and Liaoning Distinguished Professor.

His research interests include fuzzy control, robust control and their applications. He has been in the editorial board of several international journals, including *IEEE Transactions Neural Networks and Learning Systems*, *Neurocomputing* and *Circuits, Systems, and Signal Processing* etc. He has been a Guest Editor of *IET Control Theory and Applications* and *International Journal of Fuzzy Systems*.



**H.K. Lam** received the B.Eng. (Hons.) and Ph.D. degrees from the Department of Electronic and Information Engineering, The Hong Kong Polytechnic University, Hong Kong, in 1995 and 2000, respectively. During the period of 2000 and 2005, he worked with the Department of Electronic and Information Engineering at The Hong Kong Polytechnic University as Post-Doctoral Fellow and Research Fellow respectively. He joined as a Lecturer at Kings College London in 2005 and is currently a Reader.

His current research interests include intelligent control systems and computational intelligence. He has served as program committee member and international advisory board member for various international conferences and reviewer for various books, international journals and international conferences. He is an associate editor for *IEEE Transactions on Fuzzy Systems*, *IEEE Transactions on Circuits and Systems II: Express Briefs*, *IET Control Theory and Applications*, *International Journal of Fuzzy Systems* and *Neurocomputing*; and guest editor and editorial board members for a number of international journals. He is an IEEE senior member.

He is the coeditor for two edited volumes: *Control of Chaotic Nonlinear Circuits* (World Scientific, 2009) and *Computational Intelligence and Its Applications* (World Scientific, 2012), and the coauthor of the monograph: *Stability Analysis of Fuzzy-Model-Based Control Systems* (Springer, 2011).



**Ziran Chen** received the B.S. degree in information science and technology from Anhui University of Finance and Economics, Bengbu, China, in 2011. He is studying for the M.S. degree in information science and technology in Bohai University, Jinzhou, China. His research interests include fuzzy control, robust control and their applications.



**Ligang Wu** received the B.S. degree in Automation from Harbin University of Science and Technology, China in 2001; the M.E. degree in Navigation Guidance and Control from Harbin Institute of Technology, China in 2003; the PhD degree in Control Theory and Control Engineering from Harbin Institute of Technology, China in 2006. From January 2006 to April 2007, he was a Research Associate in the Department of Mechanical Engineering, The University of Hong Kong, Hong Kong. From September 2007 to June 2008, he was a Senior Research Associate in

the Department of Mathematics, City University of Hong Kong, Hong Kong. From December 2012 to December 2013, he was a Research Associate in the Department of Electrical and Electronic Engineering, Imperial College London, London, UK. In 2008, he joined the Harbin Institute of Technology, China, as an Associate Professor, and was then promoted to a Professor in 2012.

Dr. Wu currently serves as an Associate Editor for a number of journals, including *IEEE Transactions on Automatic Control*, *IEEE/ASME Transactions on Mechatronics*, *Information Sciences*, *Signal Processing*, and *IET Control Theory and Applications*. He is also an Associate Editor for the Conference Editorial Board, IEEE Control Systems Society. Dr. Wu has published more than 100 research papers in international referred journals. His current research interests include switched hybrid systems, computational and intelligent systems, sliding mode control, optimal filtering, and model reduction.



**Haiping Du** received his Ph.D. degree in mechanical design and theory from Shanghai Jiao Tong University, Shanghai, PR China, in 2002. He was Research Fellow in University of Technology, Sydney, Australia, from 2005-2009, and Post-Doctoral Research Associate in Imperial College London (2003-2005) and the University of Hong Kong (2002-2003).

He is currently Associate Professor of School of Electrical, Computer and Telecommunications Engineering, University of Wollongong, Australia.

He is an Associate Editor of the *Journal of the Franklin Institute*, an Editorial Advisory Board Member of *Journal of Sound and Vibration* and an Associate Editor of *IEEE Control Systems Society Conference*.