



King's Research Portal

DOI:

[10.1007/s40815-016-0162-4](https://doi.org/10.1007/s40815-016-0162-4)

Document Version

Publisher's PDF, also known as Version of record

[Link to publication record in King's Research Portal](#)

Citation for published version (APA):

Lam, H. K., Xiao, B., Yu, Y., Yin, X., Han, H., Tsai, S-H., & Chen, C-S. (2016). Membership-Function-Dependent Stability Analysis and Control Synthesis of Guaranteed Cost Fuzzy-Model-Based Control Systems. *International Journal Of Fuzzy Systems*, 18(4), 537–549. <https://doi.org/10.1007/s40815-016-0162-4>

Citing this paper

Please note that where the full-text provided on King's Research Portal is the Author Accepted Manuscript or Post-Print version this may differ from the final Published version. If citing, it is advised that you check and use the publisher's definitive version for pagination, volume/issue, and date of publication details. And where the final published version is provided on the Research Portal, if citing you are again advised to check the publisher's website for any subsequent corrections.

General rights

Copyright and moral rights for the publications made accessible in the Research Portal are retained by the authors and/or other copyright owners and it is a condition of accessing publications that users recognize and abide by the legal requirements associated with these rights.

- Users may download and print one copy of any publication from the Research Portal for the purpose of private study or research.
- You may not further distribute the material or use it for any profit-making activity or commercial gain
- You may freely distribute the URL identifying the publication in the Research Portal

Take down policy

If you believe that this document breaches copyright please contact librarypure@kcl.ac.uk providing details, and we will remove access to the work immediately and investigate your claim.

Membership-Function-Dependent Stability Analysis and Control Synthesis of Guaranteed Cost Fuzzy-Model-Based Control Systems

H. K. Lam¹ · Bo Xiao¹ · Yan Yu¹ · Xunhe Yin² · Hugang Han³ · Shun-Hung Tsai⁴ · Chin-Sheng Chen⁴

Received: 11 May 2015 / Revised: 20 August 2015 / Accepted: 11 February 2016
© The Author(s) 2016. This article is published with open access at Springerlink.com

Abstract This paper focuses on the guaranteed cost stability analysis of fuzzy-model-based (FMB) control systems. Representing the nonlinear plant using a Takagi–Sugeno (T–S) fuzzy model, a fuzzy controller is employed to close the feedback loop. A weighted linear quadratic cost function is considered as the cost index to measure the performance of the closed-loop fuzzy system in terms of the system states, system outputs, and control signals. The stability of the FMB control system is investigated by the Lyapunov stability theory subject to the minimization of

cost index for performance realization. A membership-function-dependent approach using the piecewise-linear membership functions is employed to include the information of membership functions into the stability analysis. Membership-function-dependent stability conditions in terms of linear matrix inequalities are obtained to determine the system stability and feedback gains with the consideration of the system performance measured by the cost function. A simulation example is provided to illustrate the effectiveness and merits of the proposed approach.

Keywords Fuzzy controller · Guaranteed cost · Fuzzy-model-based control · Linear matrix inequalities (LMIs) · Membership-function dependent · Stability analysis

✉ H. K. Lam
hak-keung.lam@kcl.ac.uk

Bo Xiao
bo.xiao@kcl.ac.uk

Yan Yu
yan.yu@kcl.ac.uk

Xunhe Yin
xhyin@bjtu.edu.cn

Hugang Han
hhan@pu-hiroshima.ac.jp

Shun-Hung Tsai
shtsai@ntut.edu.tw

Chin-Sheng Chen
saint@ntut.edu.tw

- ¹ Department of Informatics, King's College London, Strand, London WC2R 2LS, UK
- ² Electronic and Information Engineering, Beijing Jiaotong University, Beijing, China
- ³ Department of Management Information Systems, Prefectural University of Hiroshima, 1-1-71, Ujina-Higashi, Minami-ku, Hiroshima 734-8558, Japan
- ⁴ Graduate Institute of Automation Technology, National Taipei University of Technology, Taipei 10608, Taiwan

1 Introduction

Takagi–Sugeno (T–S) fuzzy model was first developed by Takagi and Sugeno in 1985 [1], which provided an effective model to represent nonlinear plants which facilitates the system analysis and control synthesis. It is proved that any smooth nonlinear control systems can be approximated by T–S fuzzy models with linear rule consequence [2]. The inverted pendulum system can be one of these systems and other systems represented by T–S fuzzy models can be found in [2–5]. With the T–S fuzzy model, the system dynamics of the nonlinear systems can be represented as an average weighted sum of some local linear subsystems, where the weights are determined by membership functions [2] which embed the system nonlinearities. Based on the T–S fuzzy model, a fuzzy controller is proposed to close the feedback loop which forms a fuzzy-model-based (FMB) control system for feedback control [6]. Since then, the T–S FMB control systems have drawn the attention of

fuzzy control researchers for more than 20 years due to its effectiveness on handling nonlinear control systems [7, 8]. In particular, the issues of stability analysis and control synthesis have been investigated extensively and fruitful results can be found in [2, 9–19] and the references therein.

The Lyapunov-based approach is a popular method used to investigate the stability of T–S FMB control systems. Through the Lyapunov stability theory, basic stability conditions of T–S FMB control systems can be achieved in terms of LMIs. If there exists a common solution of a group of Lyapunov inequalities in terms of LMIs which can be solved effectively by convex optimization methods such as interior point method [2], the FMB control system is guaranteed to be asymptotically stable [9]. With the parallel distribution compensation (PDC) [9] design approach, the stability conditions can be relaxed and some further related works can be found in [2, 9–16]. The work in [10] used the symmetry property of the membership functions of the T–S fuzzy model and fuzzy controller in the analysis and then managed to relax the LMI-based stability conditions. Inspired by the work in [10], various techniques have been proposed to gather the membership functions in the stability analysis [2, 11–15]. The work in [11] combined all the LMIs used in [10] to form a large symmetric matrix resulting in further reducing the conservativeness of stability conditions. The work in [16] generalized the stability conditions with the consideration of the permutations of membership functions using the Pólya theorem.

Under the PDC design technique [2, 9–16], both the T–S fuzzy model and fuzzy controller are required to share the same set of premise rules (the same premise variables, number of rules, and membership functions), which limits the flexibility of the controller design and as well as unnecessarily increase the complexities of the controller in some cases. However, if the premise rules of the fuzzy controller are different from those of the T–S fuzzy model, the stability analysis results will be very conservative as the permutations of the membership functions used in the PDC design cannot be applied due to the mismatched premised membership functions.

Furthermore, in most of the existing works, the membership functions have not been considered in the stability analysis which means that the stability conditions are valid for arbitrary membership functions. Given that only the specific membership functions used in T–S fuzzy model and fuzzy controller are needed to be considered in the control problem, the stability conditions are relatively conservative if the FMB control systems are unnecessarily guaranteed stable under all kinds of membership functions. Taking the membership functions and their information into account for stability analysis is a method to come up with membership-function-dependent stability conditions alleviating the conservativeness resulting from difficulty on

handling the permutations of the mismatched premised membership functions.

One of the main difficulties to bring the information of membership functions into the analysis is the continuity property of the membership functions. When we consider continuous membership functions, the number of LMIs will reach infinity so it is impractical to apply numerical techniques to solve the solution to the stability conditions. In order to include the information of membership functions into the analysis, methods trying to add some constraints on the membership functions can be found in [20, 21]. Besides, approximation of membership functions is also one of the methods to circumvent this difficulty by approximating the infinite number of stability conditions with finite ones. Staircase membership functions were proposed in [22] to approximate the original membership functions of the FMB control system in the stability analysis. With the consideration of the approximation error, the stability of the FMB control system is implied by the stability of the FMB control systems having the membership grades at the flat regions of the staircase membership functions. Along this line, piecewise-linear membership function (PLMFs) [23] and Taylor-series membership functions (TSMFs) [24] were proposed to facilitate the stability analysis.

The performance of FMB control systems is another important issue to be considered during the controller design, and the index of performance can be the transient response and constrains on system variables (input, output, and control) [2]. The guaranteed performance control aims at not only stabilizing the system, but also guaranteeing the specific cost of the system through pre-defined cost function [25, 26]. Also there is a guaranteed cost approach introduced by works in [27], which is able to provide an upper bound on a given performance index and the performance of the system is guaranteed to be less than the boundary. Guan and Chen applied this method on T–S fuzzy systems with time delay in [28], Chen and Liu adopted the method in nonlinear systems with time-varying delay in [29], the problem of interval time-varying delay in T–S fuzzy systems is considered in [30], both state and input delays in the guaranteed cost T–S fuzzy systems are considered in work [31] and further related works can be found in [32–35], also some industrial applications of guaranteed cost T–S fuzzy systems can be found in [36–39]. This approach has also been extended from T–S fuzzy systems to polynomial fuzzy systems in works in [40]. In this paper, we have defined a weighted cost function as the performance criteria in the controller design. Through the guaranteed cost approach, we manage to stabilize the control system meanwhile maintain a constrained input, output, control cost, which depends on the weighted cost function we choose.

In this paper, we consider an FMB control system where the T–S fuzzy model and fuzzy controller do not share the same premise rules. Consequently, the fuzzy controller demonstrates a greater design flexibility by choosing its own number of rules and shapes of membership functions. PLMFs are adopted to approximate the original membership functions in a favorable form to facilitate the stability analysis. The PLMFs carrying the information of the original membership functions can be brought into the stability conditions so that the stability conditions become membership-function dependent. It implies that the stability conditions are dedicated to the FMB control system with specific membership functions to be handled and thus more relaxed stability results can be obtained compared with membership-function-independent analysis results [2, 9–16]. Furthermore, we consider a cost function to describe the system performance on top of the stability analysis. By taking the cost function on board along with the PLMFs, membership-function-dependent guaranteed cost stability conditions are obtained for the design of stable FMB control system.

This paper is organized as follows. In Sect. 2, the T–S fuzzy model and fuzzy controller are presented. In Sect. 3, the membership-function-dependent stability conditions in terms of LMIs are obtained through PLMFs with the consideration of the cost function describing the system performance. In Sect. 4, a simulation example is presented to verify the analysis results. A conclusion is drawn in Sect. 5.

2 Preliminaries

A nonlinear plant is described by the T–S fuzzy model [41, 42] with p rules of the following IF-THEN format.

$$\begin{aligned} \text{Rule } i: & \text{ IF } f_1(\mathbf{x}(t)) \text{ is } M_1^i \text{ AND } \dots \text{ AND } f_\Psi(\mathbf{x}(t)) \text{ is } M_\Psi^i \\ & \text{ THEN } \dot{\mathbf{x}}(t) = \mathbf{A}_i \mathbf{x}(t) + \mathbf{B}_i \mathbf{u}(t), \mathbf{y}(t) = \mathbf{C}_i \mathbf{x}(t), \end{aligned} \quad (1)$$

where M_α^i is a fuzzy term of rule i corresponding to the function $f_\alpha(\mathbf{x}(t))$, $\alpha = 1, 2, \dots, \Psi$; $i = 1, 2, \dots, p$; Ψ is a positive integer; $\mathbf{x}(t) \in \mathfrak{R}^n$ is the system state vector; $\mathbf{y}(t) \in \mathfrak{R}^l$ is the system output vector; $\mathbf{A}_i \in \mathfrak{R}^{n \times n}$, $\mathbf{B}_i \in \mathfrak{R}^{n \times m}$ and $\mathbf{C}_i \in \mathfrak{R}^{l \times n}$ are known system, input and output matrices, respectively; $\mathbf{u}(t) \in \mathfrak{R}^m$ is the input vector. The system dynamics and output are defined as follows,

$$\dot{\mathbf{x}}(t) = \sum_{i=1}^p w_i(\mathbf{x}(t)) (\mathbf{A}_i \mathbf{x}(t) + \mathbf{B}_i \mathbf{u}(t)), \quad (2)$$

$$\mathbf{y}(t) = \sum_{i=1}^p w_i(\mathbf{x}(t)) \mathbf{C}_i \mathbf{x}(t), \quad (3)$$

where

$$w_i(\mathbf{x}(t)) \geq 0 \quad \forall i, \quad \sum_{i=1}^p w_i(\mathbf{x}(t)) = 1, \quad (4)$$

$$w_i(\mathbf{x}(t)) = \frac{\prod_{l=1}^{\Psi} \mu_{M_l^i}(f_l(\mathbf{x}(t)))}{\sum_{k=1}^p \prod_{l=1}^{\Psi} \mu_{M_l^k}(f_l(\mathbf{x}(t)))} \quad \forall i, \quad (5)$$

$w_i(\mathbf{x}(t))$, $i = 1, 2, \dots, p$, are the normalized grades of membership, $\mu_{M_\alpha^i}(f_\alpha(\mathbf{x}(t)))$, $\alpha = 1, 2, \dots, \Psi$, are the grades of membership corresponding to the fuzzy term M_α^i .

A fuzzy controller with c rules of the following format is employed to control the nonlinear plant represented by the T–S fuzzy model (2).

$$\begin{aligned} \text{Rule } j: & \text{ IF } g_1(\mathbf{x}(t)) \text{ is } N_1^j \text{ AND } \dots \text{ AND } g_\Omega(\mathbf{x}(t)) \text{ is } N_\Omega^j \\ & \text{ THEN } \mathbf{u}(t) = \mathbf{G}_j \mathbf{x}(t) \end{aligned} \quad (6)$$

where N_β^j is a fuzzy term of rule j corresponding to the function $g_\beta(\mathbf{x}(t))$, $\beta = 1, 2, \dots, \Omega$; $j = 1, 2, \dots, c$; Ω is a positive integer; $\mathbf{G}_j \in \mathfrak{R}^{m \times n}$, $j = 1, 2, \dots, c$, are constant feedback gains to be determined. The fuzzy controller is defined as follows,

$$\mathbf{u}(t) = \sum_{j=1}^c m_j(\mathbf{x}(t)) \mathbf{G}_j \mathbf{x}(t), \quad (7)$$

where

$$m_j(\mathbf{x}(t)) \geq 0 \quad \forall j, \quad \sum_{j=1}^c m_j(\mathbf{x}(t)) = 1, \quad (8)$$

$$m_j(\mathbf{x}(t)) = \frac{\prod_{l=1}^{\Omega} \mu_{N_l^j}(g_l(\mathbf{x}(t)))}{\sum_{k=1}^c \prod_{l=1}^{\Omega} \mu_{N_l^k}(g_l(\mathbf{x}(t)))} \quad \forall j, \quad (9)$$

$m_j(\mathbf{x}(t))$, $j = 1, 2, \dots, c$, are the normalized grades of membership, $\mu_{N_\beta^j}(g_\beta(\mathbf{x}(t)))$, $\beta = 1, 2, \dots, \Omega$, are the grades of membership corresponding to the fuzzy term N_β^j .

Considering the T–S fuzzy model (2) and the fuzzy controller (7) connected in a closed loop, with the property of the membership functions that $\sum_{i=1}^p w_i(\mathbf{x}(t)) = \sum_{j=1}^c m_j(\mathbf{x}(t)) = 1$, the FMB control system is obtained as follows,

$$\begin{aligned} \dot{\mathbf{x}}(t) &= \sum_{i=1}^p w_i(\mathbf{x}(t)) (\mathbf{A}_i \mathbf{x}(t) + \mathbf{B}_i \sum_{j=1}^c m_j(\mathbf{x}(t)) \mathbf{G}_j \mathbf{x}(t)) \\ &= \sum_{i=1}^p \sum_{j=1}^c w_i(\mathbf{x}(t)) m_j(\mathbf{x}(t)) (\mathbf{A}_i + \mathbf{B}_i \mathbf{G}_j) \mathbf{x}(t). \end{aligned} \quad (10)$$

The control objective is to drive the system state vector $\mathbf{x}(t)$ to the origin by determining the feedback gains \mathbf{G}_j . As the premise membership functions of the T-S fuzzy model and fuzzy controller are not the same, the analysis results with the PDC design [16, 43–48] cannot be applied to check for the stability of the FMB control system (10).

3 Stability Analysis

In this section, we will investigate the system stability of the FMB control system considering a guaranteed cost fuzzy controller in the form of (7) through a cost measuring the system performance. For brevity, the time t for variables is dropped for the situation without ambiguity, e.g., $\mathbf{x}(t)$ is denoted as \mathbf{x} .

The following quadratic Lyapunov function candidate is employed for the stability analysis of the FMB control system (10).

$$V = \mathbf{x}^T \mathbf{P} \mathbf{x}, \tag{11}$$

where $0 < \mathbf{P} = \mathbf{P}^T \in \mathfrak{R}^{n \times n}$. Denote $\mathbf{z} = \mathbf{P}^{-1} \mathbf{x}$ and $\mathbf{X} = \mathbf{P}^{-1}$. Define the feedback gains $\mathbf{G}_j = \mathbf{N}_j \mathbf{X}^{-1}$, where $\mathbf{N}_j \in \mathfrak{R}^{m \times n}$, $j = 1, 2, \dots, c$, are matrices to be determined. From (10) and (11), we have,

$$\begin{aligned} \dot{V} &= \dot{\mathbf{x}}^T \mathbf{P} \mathbf{x} + \mathbf{x}^T \mathbf{P} \dot{\mathbf{x}} \\ &= \sum_{i=1}^p \sum_{j=1}^c w_i(\mathbf{x}) m_j(\mathbf{x}) \mathbf{x}^T ((\mathbf{A}_i + \mathbf{B}_i \mathbf{G}_j)^T \mathbf{P} \\ &\quad + \mathbf{P}(\mathbf{A}_i + \mathbf{B}_i \mathbf{G}_j)) \mathbf{x} \\ &= \sum_{i=1}^p \sum_{j=1}^c w_i(\mathbf{x}) m_j(\mathbf{x}) \mathbf{x}^T \mathbf{Q}_{ij} \mathbf{x}. \end{aligned} \tag{12}$$

$$J = \int_t^\infty \begin{bmatrix} \mathbf{x} \\ \mathbf{y} \\ \mathbf{u} \end{bmatrix}^T \mathbf{W} \begin{bmatrix} \mathbf{x} \\ \mathbf{y} \\ \mathbf{u} \end{bmatrix} dt, \tag{13}$$

where $0 \leq \mathbf{W} \in \mathfrak{R}^{(n+l+m) \times (n+l+m)}$ is a pre-defined weighting matrix.

Remark 1 The cost $J > 0$ (except for $\mathbf{x} = \mathbf{0}$) is employed to measure the system performance. It can be considered as the energy consumed by the system state \mathbf{x} , the system output \mathbf{y} , and the control signal \mathbf{u} . With regard to the same weighting matrix \mathbf{W} , a smaller value of J implies a better system performance in terms of less energy consumption contributed by the combination of \mathbf{x} , \mathbf{y} , and \mathbf{u} , which will eventually affect the transient behavior of the FMB control system (10) such as rise time, settling time, overshoot, undershoot, etc. The performance object is to suppress the value of J as much as possible through the design of the feedback gains \mathbf{G}_j subject to the system stability.

Remark 2 The weighting matrix \mathbf{W} plays an important role to the system performance. A special case is to choose

$$\mathbf{W} = \begin{bmatrix} \mathbf{W}_x & \mathbf{0} & \mathbf{0} \\ \mathbf{0} & \mathbf{W}_y & \mathbf{0} \\ \mathbf{0} & \mathbf{0} & \mathbf{W}_u \end{bmatrix}, \text{ where } 0 \leq \mathbf{W}_x \in \mathfrak{R}^{n \times n} \text{ is the}$$

weighting matrix controlling the energy consumed by the system state \mathbf{x} ; $0 \leq \mathbf{W}_y \in \mathfrak{R}^{l \times l}$ is the weighting matrix controlling the energy consumed by the system output \mathbf{y} ; and $0 \leq \mathbf{W}_u \in \mathfrak{R}^{m \times m}$ is the weighting matrix controlling the energy consumed by the control signal \mathbf{u} .

From (3), (7), and (13), we have

$$J = \int_t^\infty \mathbf{x}^T \begin{bmatrix} \mathbf{I} \\ \sum_i^p w_i \mathbf{C}_i \\ \sum_j^c m_j \mathbf{G}_j \end{bmatrix}^T \mathbf{W} \begin{bmatrix} \mathbf{I} \\ \sum_i^p w_i \mathbf{C}_i \\ \sum_j^c m_j \mathbf{G}_j \end{bmatrix} \mathbf{x} dt, \tag{14}$$

where \mathbf{I} is the identify matrix of compatible dimensions.

From (14) and (12), we have

$$\begin{aligned} \dot{V} &\leq \sum_{i=1}^p \sum_{j=1}^c w_i(\mathbf{x}) m_j(\mathbf{x}) \mathbf{x}^T ((\mathbf{A}_i + \mathbf{B}_i \mathbf{G}_j)^T \mathbf{P} \\ &\quad + \mathbf{P}(\mathbf{A}_i + \mathbf{B}_i \mathbf{G}_j)) \mathbf{x} \\ &\quad + \mathbf{x}^T \begin{bmatrix} \mathbf{I} \\ \sum_i^p w_i \mathbf{C}_i \\ \sum_j^c m_j \mathbf{G}_j \end{bmatrix}^T \mathbf{W} \begin{bmatrix} \mathbf{I} \\ \sum_i^p w_i \mathbf{C}_i \\ \sum_j^c m_j \mathbf{G}_j \end{bmatrix} \mathbf{x}, \\ &= \sum_{i=1}^p \sum_{j=1}^c w_i(\mathbf{x}) m_j(\mathbf{x}) \mathbf{z}^T \mathbf{Q}_{ij} \mathbf{z} \\ &\quad + \mathbf{z}^T \begin{bmatrix} \mathbf{X} \\ \sum_i^p w_i \mathbf{C}_i \mathbf{X} \\ \sum_j^c m_j \mathbf{N}_j \end{bmatrix}^T \mathbf{W} \begin{bmatrix} \mathbf{X} \\ \sum_i^p w_i \mathbf{C}_i \mathbf{X} \\ \sum_j^c m_j \mathbf{N}_j \end{bmatrix} \mathbf{z}, \end{aligned} \tag{15}$$

where $\mathbf{X} = \mathbf{P}^{-1}$; $\mathbf{z} = \mathbf{X}^{-1} \mathbf{x}$, $\mathbf{Q}_{ij} = \mathbf{A}_i \mathbf{X} + \mathbf{X} \mathbf{A}_i^T + \mathbf{B}_i \mathbf{N}_j + \mathbf{N}_j^T \mathbf{B}_i^T$; $\mathbf{G}_j = \mathbf{N}_j \mathbf{X}^{-1}$; $\mathbf{N}_j \in \mathfrak{R}^{m \times n}$ is a matrix to be determined for all j .

It is required that $\dot{V} \leq 0$ (equality holds when $\mathbf{x} = \mathbf{0}$) for system stability which can be achieved by

$$\begin{aligned} &\sum_{i=1}^p \sum_{j=1}^c w_i(\mathbf{x}) m_j(\mathbf{x}) \mathbf{Q}_{ij} \\ &\quad + \begin{bmatrix} \mathbf{X} \\ \sum_i^p w_i \mathbf{C}_i \mathbf{X} \\ \sum_j^c m_j \mathbf{N}_j \end{bmatrix}^T \mathbf{W} \begin{bmatrix} \mathbf{X} \\ \sum_i^p w_i \mathbf{C}_i \mathbf{X} \\ \sum_j^c m_j \mathbf{N}_j \end{bmatrix} < 0 \end{aligned} \tag{16}$$

The non-convex inequalities can be converted to LMIs form using Schur complement [49]. The lemma of Schur complement is as follows:

Lemma 1 The LMI is given as

$$\mathbf{M} = \begin{bmatrix} \mathbf{A} & \mathbf{B} \\ \mathbf{C} & \mathbf{D} \end{bmatrix} > 0,$$

where $\mathbf{A} \in \mathbb{R}^{p \times p}$, $\mathbf{B} \in \mathbb{R}^{p \times q}$, $\mathbf{C} \in \mathbb{R}^{q \times p}$, $\mathbf{D} \in \mathbb{R}^{q \times q}$, and $\mathbf{M} \in \mathbb{R}^{(p+q) \times (p+q)}$, also \mathbf{D} is invertible, the linear inequality $\mathbf{M} < 0$ is equivalent to

$$\mathbf{A} - \mathbf{B}\mathbf{D}^{-1}\mathbf{C} > 0$$

Then, from Schur complement lemma, the inequality (16) is equivalent to

$$\sum_{i=1}^p \sum_{j=1}^c w_i(\mathbf{x})m_j(\mathbf{x})\mathbf{H}_{ij} < 0, \tag{17}$$

where $\mathbf{H}_{ij} = \begin{bmatrix} \mathbf{Q}_{ij} & \mathbf{T}_{ij}^T \\ \mathbf{T}_{ij} & -\mathbf{W}^{-1} \end{bmatrix}$; $\mathbf{T}_{ij} = \begin{bmatrix} \mathbf{X} \\ \mathbf{C}_i\mathbf{X} \\ \mathbf{N}_j \end{bmatrix}$.

As a result, it can be proved by the Lyapunov stability theory that the system stability is implied by $V > 0$ and $\dot{V} < 0$ (excluding $\mathbf{x} = \mathbf{0}$). The cost (13) reflects the system performance. Following from the fact $J > 0$ in (14) and assuming that the FMB control system (10) is stable, from (12) and (16), we have

$$\dot{V} < -\mathbf{x}^T \begin{bmatrix} \mathbf{I} \\ \sum_i^p w_i \mathbf{C}_i \\ \sum_j^c m_j \mathbf{G}_j \end{bmatrix}^T \mathbf{W} \begin{bmatrix} \mathbf{I} \\ \sum_i^p w_i \mathbf{C}_i \\ \sum_j^c m_j \mathbf{G}_j \end{bmatrix} \mathbf{x} \tag{18}$$

Taking integration on both sides of (18) from 0 to ∞ and using the fact that $\mathbf{x}(\infty) \rightarrow \mathbf{0}$, we have

$$\mathbf{x}(0)^T \mathbf{P}\mathbf{x}(0) > J \tag{19}$$

Remark 3 It can be seen from (19) that $\mathbf{x}(0)^T \mathbf{P}\mathbf{x}(0)$, where $\mathbf{x}(0)$ is the initial condition, is the upper bound of J . By suppressing $\mathbf{x}(0)^T \mathbf{P}\mathbf{x}(0)$, the upper bound of J can be reduced reflecting a better system performance.

Let $\mathbf{x}(0)^T \mathbf{P}\mathbf{x}(0) \leq \alpha \mathbf{x}(0)^T \mathbf{x}(0)$ which gives

$$\mathbf{P} < \alpha \mathbf{I}. \tag{20}$$

By minimizing the value of α , the upper bound of J , i.e., $\mathbf{x}(0)^T \mathbf{P}\mathbf{x}(0)$, can be minimized. By Schur complement, the inequality (20) is equivalent to the following:

$$\begin{bmatrix} \alpha \mathbf{I} & \mathbf{I} \\ \mathbf{I} & \mathbf{X} \end{bmatrix} > 0 \tag{21}$$

Theorem 1 *The FMB control system (10) formed by a nonlinear system represented by the fuzzy model (2) and the fuzzy controller (7) connected in a closed loop is asymptotically stable and the system performance satisfies the cost (13) which is bound by a pre-determined value of $\alpha > 0$ if there exist decision matrix variables $\mathbf{N}_j \in \mathbb{R}^{m \times n}$ and $\mathbf{x} \in \mathbb{R}^{n \times n}$, and pre-defined weighting matrix $\mathbf{0} \leq \mathbf{W} \in \mathbb{R}^{(n+l+m) \times (n+l+m)}$ such that the following LMIs are satisfied:*

$$\begin{bmatrix} \alpha \mathbf{I} & \mathbf{I} \\ \mathbf{I} & \mathbf{X} \end{bmatrix} > 0;$$

$$\mathbf{H}_{ij} < 0, \quad \forall i, j,$$

where $\mathbf{Q}_{ij} = \mathbf{A}_i\mathbf{X} + \mathbf{X}\mathbf{A}_i^T + \mathbf{B}_i\mathbf{N}_j + \mathbf{N}_j^T\mathbf{B}_i^T$; $\mathbf{H}_{ij} = \begin{bmatrix} \mathbf{Q}_{ij} & \mathbf{T}_{ij}^T \\ \mathbf{T}_{ij} & -\mathbf{W}^{-1} \end{bmatrix}$;

$\mathbf{T}_{ij} = \begin{bmatrix} \mathbf{X} \\ \mathbf{C}_i\mathbf{X} \\ \mathbf{N}_j \end{bmatrix}$; and the feedback gain is given as $\mathbf{G}_j = \mathbf{N}_j\mathbf{X}^{-1}$

for all j .

Remark 4 The conditions $\mathbf{x} > 0$ is omitted in Theorem 1 which is implied by $\begin{bmatrix} \alpha \mathbf{I} & \mathbf{I} \\ \mathbf{I} & \mathbf{X} \end{bmatrix} > 0$.

Remark 5 The stability conditions in Theorem 1 are membership-function-dependent which does not consider the information of membership functions w_i and m_j in the stability analysis resulting in conservative stability analysis result.

In the following, we attempt to include the information of membership functions into the stability conditions to relax the stability analysis result. We approximate the membership function $h_{ij}(\mathbf{x}) \equiv w_i(\mathbf{x})m_j(\mathbf{x})$ using the PLMF [50]. The basic idea constructing the PLMF is first to sample the original membership functions. Linear interpolation is then employed to approximate the grades of the original membership functions based on the sample points. Details are given as follows. The state space of interest Φ is first divided into q connected sub-state spaces Φ_k , $k = 1, 2, \dots, q$. Consequently, we have $\Phi = \bigcup_{k=1}^q \Phi_k$. Mathematically, the PLMF $\hat{h}_{ij}(\mathbf{x})$ approximating the original membership function $h_{ij}(\mathbf{x})$ can be expressed as follows:

$$\hat{h}_{ij}(\mathbf{x}) = \sum_{k=1}^q \sum_{i_1=1}^2 \cdots \sum_{i_n=1}^2 \prod_{r=1}^n v_{ri,k}(x_r) \delta_{ij i_1 i_2 \dots i_n k}, \tag{22}$$

$\forall i, j, k,$

$$0 \leq \hat{h}_{ij}(\mathbf{x}) \leq 1, \tag{23}$$

$$0 \leq \delta_{ij i_1 i_2 \dots i_n k} \leq 1, \tag{24}$$

where $\delta_{ij i_1 i_2 \dots i_n k}$ is a constant scalar to be determined which is in general a sample point of the original membership function $h_{ij}(\mathbf{x})$ at a chosen point \mathbf{x} ; $0 \leq v_{ri,k}(x_r(t)) \leq 1$ and $v_{r1k}(x_r(t)) + v_{r2k}(x_r(t)) = 1$ for $r, s = 1, 2, \dots, n$; $i_r = 1, 2$; $\mathbf{x}(t) \in \Phi_k$; otherwise, $v_{ri,k}(x_r(t)) = 0$. As a result of the above settings, we have the following property:

$$\sum_{k=1}^q \sum_{i_1=1}^2 \sum_{i_2=1}^2 \cdots \sum_{i_n=1}^2 \prod_{r=1}^n v_{ri,k}(x_r(t)) = 1. \tag{25}$$

The approximation error satisfies

$$\Delta h_{ij} \leq h_{ij}(\mathbf{x}) - \hat{h}_{ij}(\mathbf{x}) \leq \Delta \bar{h}_{ij}, \tag{26}$$

where $\Delta \underline{h}_{ij}$ and $\Delta \bar{h}_{ij}$ are constant scalars to be determined.

From (17) and (22), we have

$$\begin{aligned} & \sum_{i=1}^p \sum_{j=1}^c h_{ij}(\mathbf{x}) \mathbf{H}_{ij} \\ &= \sum_{i=1}^p \sum_{j=1}^c \hat{h}_{ij}(\mathbf{x}) \mathbf{H}_{ij} + \sum_{i=1}^p \sum_{j=1}^c (h_{ij}(\mathbf{x}) - \hat{h}_{ij}(\mathbf{x})) \mathbf{H}_{ij} \quad (27) \\ &\leq \sum_{i=1}^p \sum_{j=1}^c \hat{h}_{ij}(\mathbf{x}) \mathbf{H}_{ij} + \sum_{i=1}^p \sum_{j=1}^c (\Delta \bar{h}_{ij} - \Delta \underline{h}_{ij}) \mathbf{y}_{ij}, \end{aligned}$$

where $0 \leq \mathbf{y}_{ij} = \mathbf{y}_{ij}^T \in \mathfrak{R}^{(n+l+m) \times (n+l+m)}$ and $\mathbf{y}_{ij} \geq \mathbf{H}_{ij}$ for all i and j

Expanding $\hat{h}_{ij}(\mathbf{x})$ in (27), we have

$$\begin{aligned} & \sum_{i=1}^p \sum_{j=1}^c \sum_{k=1}^q \sum_{i_1=1}^2 \cdots \sum_{i_n=1}^2 \prod_{r=1}^n v_{ri,k}(x_r) \delta_{ij i_1 i_2 \dots i_n k} \mathbf{H}_{ij} \\ &+ \sum_{i=1}^p \sum_{j=1}^c (\Delta \bar{h}_{ij} - \Delta \underline{h}_{ij}) \mathbf{y}_{ij} \quad (28) \\ &= \sum_{k=1}^q \sum_{i_1=1}^2 \cdots \sum_{i_n=1}^2 \prod_{r=1}^n v_{ri,k}(x_r) \\ &\times \sum_{i=1}^p \sum_{j=1}^c (\delta_{ij i_1 i_2 \dots i_n k} \mathbf{H}_{ij} + (\Delta \bar{h}_{ij} - \Delta \underline{h}_{ij}) \mathbf{y}_{ij}) \end{aligned}$$

Given the property (25), the satisfaction of $\sum_{i=1}^p \sum_{j=1}^c (\delta_{ij i_1 i_2 \dots i_n k} \mathbf{H}_{ij} + (\Delta \bar{h}_{ij} - \Delta \underline{h}_{ij}) \mathbf{y}_{ij}) < 0$ implies the sanctification of (17) which further implies $\dot{V} \leq 0$ except $\mathbf{x} = \mathbf{0}$. The stability analysis result obtained through PLMFs is summarized in the following Theorem.

Theorem 2 *The FMB control system (10) formed by a nonlinear system represented by the fuzzy model (2) and the fuzzy controller (7) connected in a closed loop is asymptotically stable and the system performance satisfies the cost (13) which is bound by a pre-determined value of $\alpha > 0$ if there exist decision matrix variables $\mathbf{N}_j \in \mathfrak{R}^{m \times n}$, $\mathbf{X} \in \mathfrak{R}^{n \times n}$ and $\mathbf{y}_{ij} = \mathbf{y}_{ij}^T \in \mathfrak{R}^{(n+l+m) \times (n+l+m)}$, and pre-defined weighting matrix $0 \leq \mathbf{W} \in \mathfrak{R}^{(n+l+m) \times (n+l+m)}$ such that the following LMIs are satisfied:*

$$\begin{bmatrix} \alpha \mathbf{I} & \mathbf{I} \\ \mathbf{I} & \mathbf{X} \end{bmatrix} > 0;$$

$$\mathbf{y}_{ij} > 0, \forall i, j;$$

$$\mathbf{y}_{ij} > \mathbf{H}_{ij}, \forall i, j;$$

$$\sum_{i=1}^p \sum_{j=1}^c (\delta_{ij i_1 i_2 \dots i_n k} \mathbf{H}_{ij} + (\Delta \bar{h}_{ij} - \Delta \underline{h}_{ij}) \mathbf{y}_{ij}) < 0,$$

$$\forall i, j, k, i_1, i_2, \dots, i_n,$$

where $\mathbf{Q}_{ij} = \mathbf{A}_i \mathbf{X} + \mathbf{X} \mathbf{A}_i^T + \mathbf{B}_i \mathbf{N}_j + \mathbf{N}_j^T \mathbf{B}_i^T$; $\mathbf{H}_{ij} = \begin{bmatrix} \mathbf{Q}_{ij} & \mathbf{T}_{ij}^T \\ \mathbf{T}_{ij} & \mathbf{W}^{-1} \end{bmatrix}$; $\mathbf{T}_{ij} = \begin{bmatrix} \mathbf{X} \\ \mathbf{C}_i \mathbf{X} \\ \mathbf{N}_j \end{bmatrix}$; $\delta_{ij i_1 i_2 \dots i_n k}$ is a sample point of the original membership function $h_{ij}(\mathbf{x})$ at a chosen point \mathbf{x} ; $\Delta \underline{h}_{ij}$ and $\Delta \bar{h}_{ij}$ are constant scalars satisfying $\Delta \underline{h}_{ij} \leq h_{ij}(\mathbf{x}) - \hat{h}_{ij}(\mathbf{x}) \leq \Delta \bar{h}_{ij}$ for all i and j ; and the feedback gain is given as $\mathbf{G}_j = \mathbf{N}_j \mathbf{X}^{-1}$ for all j .

Remark 6 The problem of minimizing the value of α subject to the stability conditions in Theorems 1 and 2 can be formulated as a generalized eigenvalue problem that the solution can be solved numerically, say, using existing scientific engineering software package such as Matlab.

4 Simulation Example

A simulation example is given to verify the analysis results in terms of stability and performance. A 3-rule T-S fuzzy model inspired from [48] in the form of (2) is considered where the system, input and output matrices are chosen as $\mathbf{A}_1 = \begin{bmatrix} 1.59 & -7.29 \\ 0.01 & 0 \end{bmatrix}$, $\mathbf{A}_2 = \begin{bmatrix} 0.02 & -4.64 \\ 0.35 & 0.21 \end{bmatrix}$, $\mathbf{A}_3 = \begin{bmatrix} -3.25 & -4.33 \\ 0 & -0.05 \end{bmatrix}$, $\mathbf{B}_1 = \begin{bmatrix} 1 \\ 0 \end{bmatrix}$, $\mathbf{B}_2 = \begin{bmatrix} 8 \\ 0 \end{bmatrix}$, $\mathbf{B}_3 = \begin{bmatrix} -4 \\ -1 \end{bmatrix}$, $\mathbf{C}_1 = [1.21 \ -3.65]$, $\mathbf{C}_2 = [3.15 \ 6.37]$, $\mathbf{C}_3 = [-2.25 \ 1.66]$, $\mathbf{x} = [x_1 \ x_2]^T$. The membership functions are chosen as follows.

$$w_1(x_1) = \mu_{M_1^1}(x_1) = \begin{cases} 1 & \text{for } x_1 < -10 \\ \frac{-x_1 + 2}{12} & \text{for } -10 \leq x_1 \leq 2 \\ 0 & \text{for } x_1 > 2 \end{cases} \quad (29)$$

$$w_2(x_1) = \mu_{M_1^2}(x_1) = 1 - w_1(x_1) - w_3(x_1) \quad (30)$$

$$w_3(x_1) = \mu_{M_1^3}(x_1) = \begin{cases} 0 & \text{for } x_1 < -2 \\ \frac{x_1 + 2}{12} & \text{for } -2 \leq x_1 \leq 10 \\ 1 & \text{for } x_1 > 10 \end{cases} \quad (31)$$

The 3-rule T-S fuzzy model is obtained as follows:

$$\dot{\mathbf{x}} = \sum_{i=1}^3 w_i(x_1) (\mathbf{A}_i \mathbf{x} + \mathbf{B}_i u) \quad (32)$$

and its output is obtained as

Table 1 Weighting matrices \mathbf{W}_x , \mathbf{W}_y , and \mathbf{W}_u for the 9 cases

Case	\mathbf{W}_x	\mathbf{W}_y	\mathbf{W}_u
1	$\begin{bmatrix} 0.01 & 0 \\ 0 & 1 \end{bmatrix}$	1	1
2	$\begin{bmatrix} 1 & 0 \\ 0 & 1 \end{bmatrix}$	1	1
3	$\begin{bmatrix} 100 & 0 \\ 0 & 1 \end{bmatrix}$	1	1
4	$\begin{bmatrix} 1 & 0 \\ 0 & 1 \end{bmatrix}$	0.01	1
5	$\begin{bmatrix} 1 & 0 \\ 0 & 1 \end{bmatrix}$	1	1
6	$\begin{bmatrix} 1 & 0 \\ 0 & 1 \end{bmatrix}$	100	1
7	$\begin{bmatrix} 1 & 0 \\ 0 & 1 \end{bmatrix}$	1	0.01
8	$\begin{bmatrix} 1 & 0 \\ 0 & 1 \end{bmatrix}$	1	1
9	$\begin{bmatrix} 1 & 0 \\ 0 & 1 \end{bmatrix}$	1	100

$$y = \sum_{i=1}^3 w_i(x_1) \mathbf{C}_i \mathbf{x}. \tag{33}$$

We consider a 2-rule fuzzy controller in the form of (7) is employed to close the feedback loop. The membership functions of the fuzzy controller are chosen as follows.

$$m_1(x_1) = \mu_{N_1^1}(x_1) = 1 - \frac{1}{e^{\frac{-x_1}{2}}} \tag{34}$$

$$m_2(x_1) = \mu_{N_1^2}(x_1) = 1 - m_1(x_1) \tag{35}$$

The 2-rule fuzzy control is obtained as follows:

$$u = \sum_{j=1}^2 m_j(x_1) \mathbf{G}_j \mathbf{x}. \tag{36}$$

Unlike the fuzzy controller using PDC design, the fuzzy controller uses different number of rules and shape of membership functions different from those of the T-S fuzzy model.

In order to investigate the impact of the weighting matrix on different signals, namely the system states \mathbf{x} , the system outputs \mathbf{y} , and the control signals \mathbf{u} , the weighting matrix \mathbf{W} is chosen as shown in Remark 2. As the off-diagonal block entries of \mathbf{W} are all set as zero, so that the mutual influence between \mathbf{x} , \mathbf{y} , and \mathbf{u} are eliminated. The influence from the weighting matrices \mathbf{W}_x , \mathbf{W}_y and \mathbf{W}_u to the system states \mathbf{x} , the system outputs \mathbf{y} and the control signals \mathbf{u} , respectively, is more significant.

In this simulation, the system is tested by applying different weighting matrices \mathbf{W}_x , \mathbf{W}_y , and \mathbf{W}_u as given in Table 1 that we take 1 as the reference and 0.01/100 as small/large value for the weighting matrices resulting in 9 cases in total. For cases 1–3, we only change \mathbf{W}_x but keep \mathbf{W}_y and \mathbf{W}_u unchanged to investigate how \mathbf{W}_x influences the system states in particular x_1 . Similarly, for cases 4–6, we only change \mathbf{W}_y but keep \mathbf{W}_x and \mathbf{W}_u unchanged to investigate how \mathbf{W}_y influences the system output y . For cases 7–9, we only change \mathbf{W}_u but keep \mathbf{W}_x and \mathbf{W}_y unchanged to investigate how \mathbf{W}_u influences the control signal u .

Table 2 Feedback gains \mathbf{G}_j for the 9 cases

Case	\mathbf{G}_j	\mathbf{X}
1	$\mathbf{G}_1 = [-5.9428]$ $\mathbf{G}_2 = [8.5994 \times 10^{-1}]$	$\begin{bmatrix} 2.7671 \times 10^{-2} & -1.0801 \times 10^{-3} \\ -1.0801 \times 10^{-3} & 3.8639 \times 10^{-4} \end{bmatrix}$
2	$\mathbf{G}_1 = [-6.6695 \quad -7.6349]$ $\mathbf{G}_2 = [1.1626 \quad 3.8265]$	$\begin{bmatrix} 2.4056 \times 10^{-2} & -9.6318 \times 10^{-4} \\ -9.6318 \times 10^{-4} & 3.6427 \times 10^{-4} \end{bmatrix}$
3	$\mathbf{G}_1 = [-1.2996 \times 10^1 \quad -1.2636 \times 10^1]$ $\mathbf{G}_2 = [3.4361 \quad 6.1895]$	$\begin{bmatrix} 2.9074 \times 10^{-3} & -1.3968 \times 10^{-4} \\ -1.3968 \times 10^{-4} & 8.5156 \times 10^{-5} \end{bmatrix}$
4	$\mathbf{G}_1 = [-5.7126 \quad -6.2878]$ $\mathbf{G}_2 = [7.5703 \times 10^{-1} \quad 3.1231]$	$\begin{bmatrix} 3.1525 \times 10^{-2} & -1.2250 \times 10^{-3} \\ -1.2250 \times 10^{-3} & 4.2259 \times 10^{-4} \end{bmatrix}$
5	$\mathbf{G}_1 = [-6.6695 \quad -7.6349]$ $\mathbf{G}_2 = [1.1626 \quad 3.8265]$	$\begin{bmatrix} 2.4056 \times 10^{-2} & -9.6318 \times 10^{-4} \\ -9.6318 \times 10^{-4} & 3.6427 \times 10^{-4} \end{bmatrix}$
6	$\mathbf{G}_1 = [-1.0067 \times 10^1 \quad -1.1047 \times 10^1]$ $\mathbf{G}_2 = [2.4792 \quad 5.4934]$	$\begin{bmatrix} 1.3238 \times 10^{-3} & -5.8860 \times 10^{-5} \\ -5.8860 \times 10^{-5} & 2.9299 \times 10^{-5} \end{bmatrix}$
7	$\mathbf{G}_1 = [-1.0397 \times 10^1 \quad -1.1034 \times 10^1]$ $\mathbf{G}_2 = [2.5856 \quad 5.4546]$	$\begin{bmatrix} 9.2651 \times 10^{-2} & -4.1984 \times 10^{-3} \\ -4.1984 \times 10^{-3} & 2.1657 \times 10^{-3} \end{bmatrix}$
8	$\mathbf{G}_1 = [-6.6695 \quad -7.6349]$ $\mathbf{G}_2 = [1.1626 \quad 3.8265]$	$\begin{bmatrix} 2.4056 \times 10^{-2} & -9.6318 \times 10^{-4} \\ -9.6318 \times 10^{-4} & 3.6427 \times 10^{-4} \end{bmatrix}$
9	$\mathbf{G}_1 = [-5.1315 \quad -5.6521]$ $\mathbf{G}_2 = [5.1337 \times 10^{-1} \quad 2.7991]$	$\begin{bmatrix} 3.8101 \times 10^{-4} & -1.4576 \times 10^{-5} \\ -1.4576 \times 10^{-5} & 4.6047 \times 10^{-6} \end{bmatrix}$

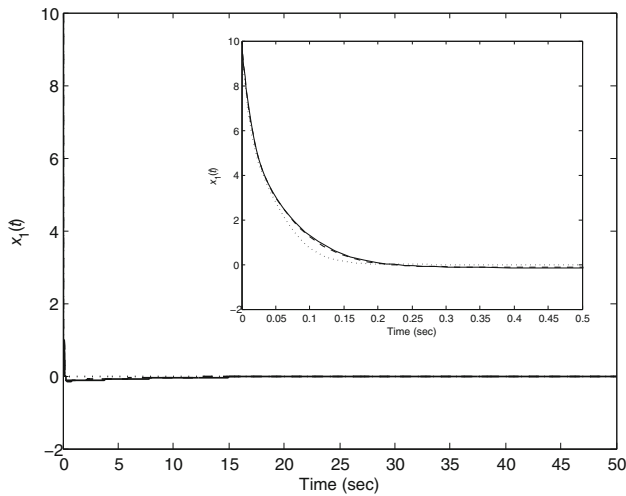


Fig. 1 Response of state $x_1(t)$ for Cases 1 (solid line), 2 (dashed line), and 3 (dotted line)

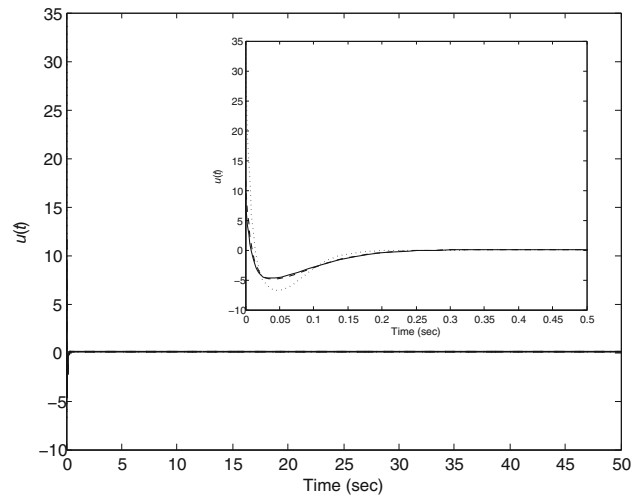


Fig. 3 Control signal $u(t)$ for Cases 1 (solid line), 2 (dashed line), and 3 (dotted line)

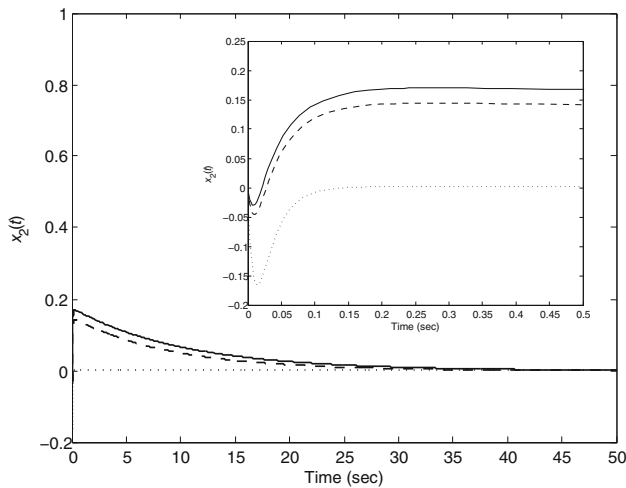


Fig. 2 Response of state $x_2(t)$ for Cases 1 (solid line), 2 (dashed line), and 3 (dotted line)

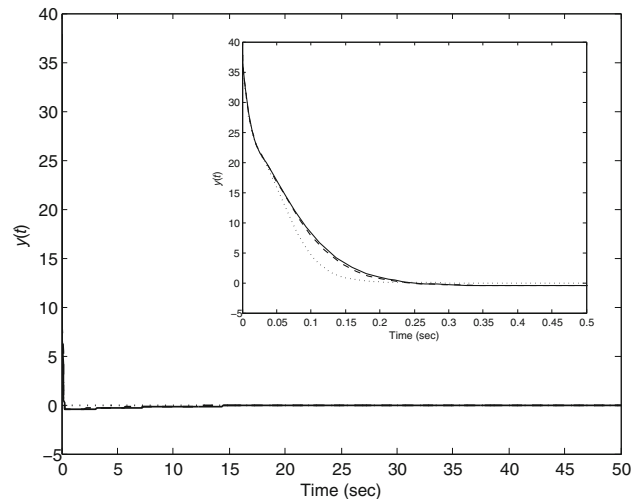


Fig. 4 Response of output $y(t)$ for Cases 1 (solid line), 2 (dashed line), and 3 (dotted line)

To apply Theorem 2, we need to define the PLMFs as in (22). As the membership functions of both T–S fuzzy model and fuzzy controller depends on x_1 , the PLMFs can be constructed by considering only x_1 . Considering $x_1 \in [-10, 10]$, δ_{ijik} is set as $h_{ij}(x_1)$ by considering the sample points of x_1 at $\{-10, -9.5, \dots, 9.5, 10\}$, e.g., $\delta_{ij11} = h_{ij}(-10)$, $\delta_{ij12} = h_{ij}(-9.5)$ and so on. The function $v_{11k}(x_1) = \frac{x_1 - \underline{x}_{1k}}{\bar{x}_{1k} - \underline{x}_{1k}}$ and $v_{12k}(x_1) = 1 - v_{11k}(x_1)$, where \bar{x}_{1k} and \underline{x}_{1k} denote the lower and upper end points of x_1 at the k -th region, e.g., $\bar{x}_{1k} = -10$ and $\underline{x}_{1k} = -9.5$ when $k = 1$, $\bar{x}_{1k} = -9.5$ and $\underline{x}_{1k} = -9$ when $k = 2$ and so on. It should be noted that $v_{11k}(x_1) = 0$ and $v_{12k}(x_1) = 0$ when x_1 is outside the k -th region. According to the chosen original membership functions and PLMFs, it is found numerically that $\Delta \underline{h}_{11} = \Delta \underline{h}_{32} = -2.4426 \times 10^{-3}$, $\Delta \underline{h}_{12} = \Delta \underline{h}_{31} = -6.7708 \times 10^{-4}$, $\Delta \underline{h}_{21} = \Delta \underline{h}_{22} = -1.7826 \times 10^{-3}$, $\Delta \bar{h}_{11} =$

$\Delta \bar{h}_{32} = 1.7839 \times 10^{-3}$, $\Delta \bar{h}_{12} = \Delta \bar{h}_{31} = 1.3139 \times 10^{-3}$, $\Delta \bar{h}_{21} = \Delta \bar{h}_{22} = 2.4622 \times 10^{-3}$ satisfying the inequality. (26). For comparison purposes, we employ Theorem 1 to check the system stability. However, no feasible solution is found which indicates that the stability conditions in Theorem 2 are more relaxed thanks to the stability analysis using the PLMFs.

From the above settings, Theorem 2 is employed to check the system stability and determine the feedback gains. Table 2 tabulates the feedback gains \mathbf{G}_j and \mathbf{X} for the 9 cases. The 9 fuzzy controllers are employed to stabilize the T–S fuzzy model. The time responses of x_1 , x_2 , y , and u are shown in Figs. 1, 2, 3, 4, 5, 6, 7, 8, 9, 10, 11, and 12. It can be seen from the figures that all fuzzy controllers are

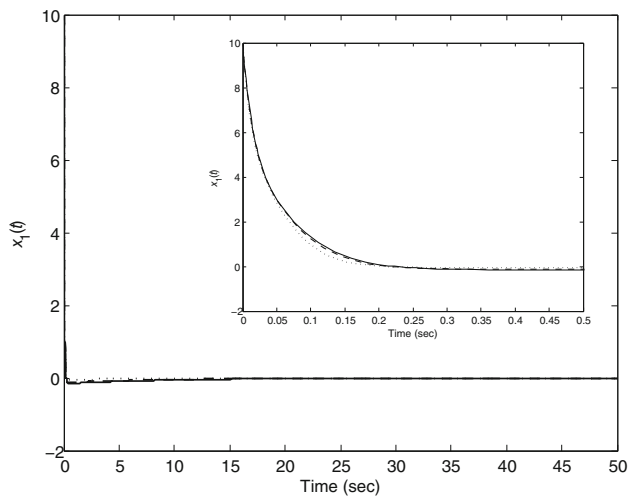


Fig. 5 Response of state $x_1(t)$ for Cases 4 (solid line), 5 (dashed line), and 6 (dotted line)

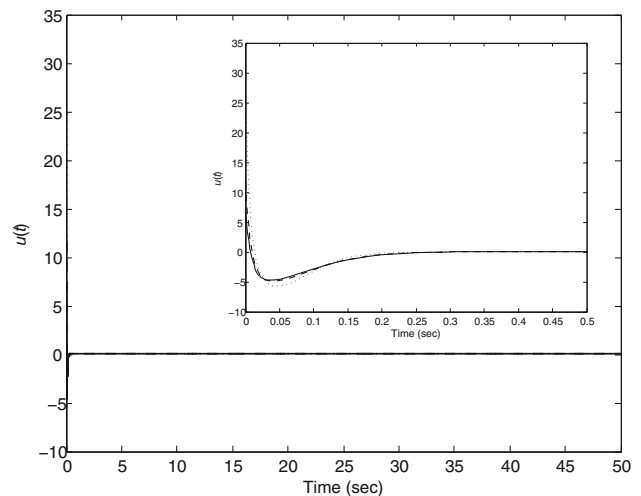


Fig. 7 Control signal $u(t)$ for Cases 4 (solid line), 5 (dashed line), and 6 (dotted line)

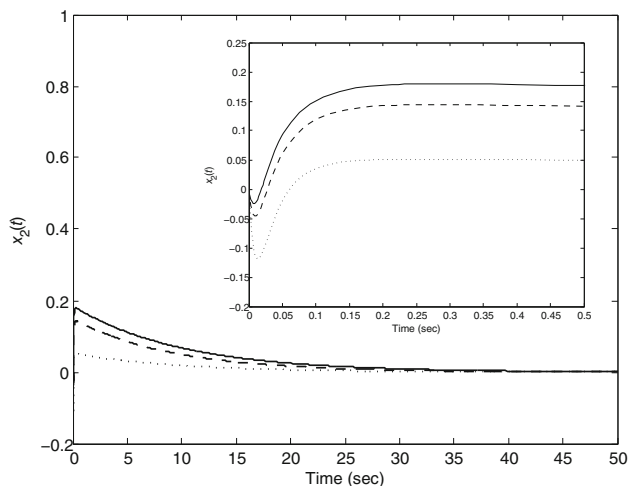


Fig. 6 Response of state $x_2(t)$ for Cases 4 (solid line), 5 (dashed line), and 6 (dotted line)

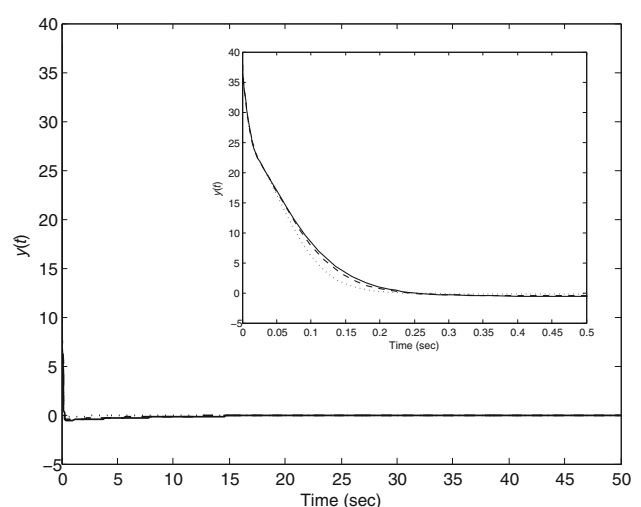


Fig. 8 Response of output $y(t)$ for Cases 4 (solid line), 5 (dashed line), and 6 (dotted line)

able to stabilize the T–S fuzzy model that the system states x_1 and x_2 approach the origin.

To facilitate comparison among cases, we define the following performance indexes J_{x_1} , J_y , and J_u which are the integral of squared signals.

$$J_{x_1} = \int_t^\infty x_1^T x_1 dt = \int_t^\infty x_1^2 dt \tag{37}$$

$$J_y = \int_t^\infty y^T y dt = \int_t^\infty y^2 dt \tag{38}$$

$$J_u = \int_t^\infty u^T u dt = \int_t^\infty u^2 dt \tag{39}$$

A smaller value of performance index indicates a smaller consumption implying a better performance. Table 3 tabulates J_{x_1} , J_y , and J_u for the 9 cases in Table 1. In cases 1–3, the cost J_{x_1} decreases (increases) when placing heavier (lighter) weight on x_1 . Referring to Fig. 1, the effect on different weights on x_1 can be seen that the response of state x_1 demonstrates a faster (slower) transient response with shorter (longer) settling time and smaller steady-state error with the increase (decrease) of weight on x_1 . In cases 4 to 6, we place different weights on y . It can be seen from Table 1 that cost J_y decreases (increases) when placing

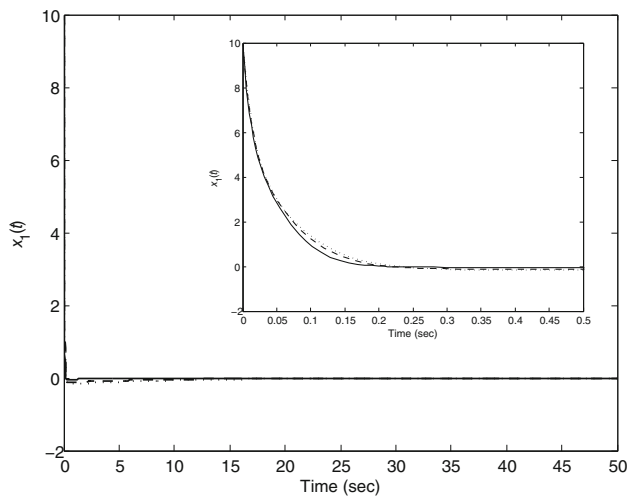


Fig. 9 Response of state $x_1(t)$ for Cases 7 (solid line), 8 (dashed line), and 9 (dotted line)

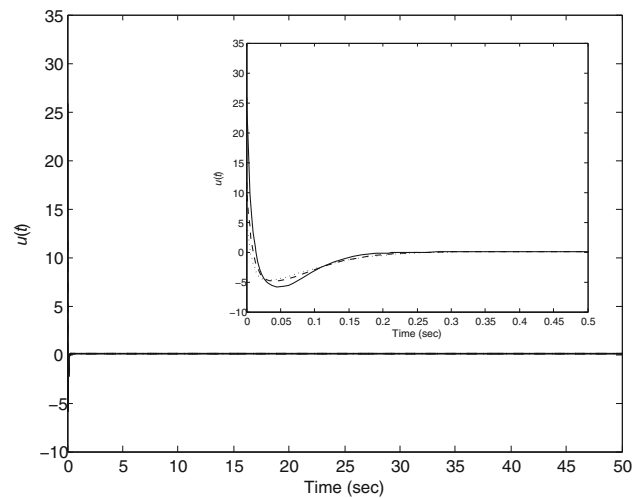


Fig. 11 Control signal $u(t)$ for Cases 7 (solid line), 8 (dashed line), and 9 (dotted line)

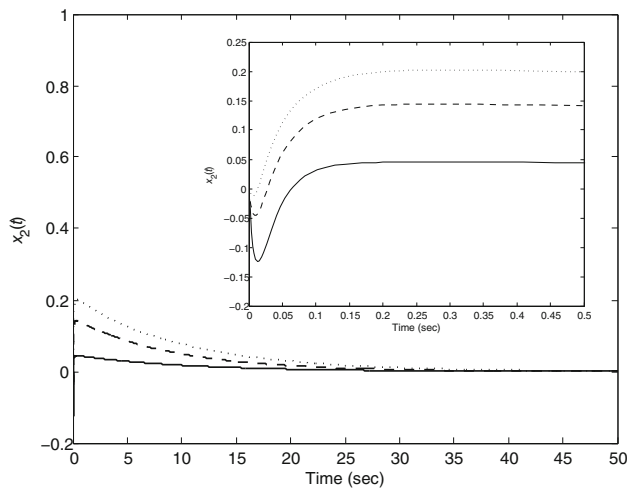


Fig. 10 Response of state $x_2(t)$ for Cases 7 (solid line), 8 (dashed line), and 9 (dotted line)

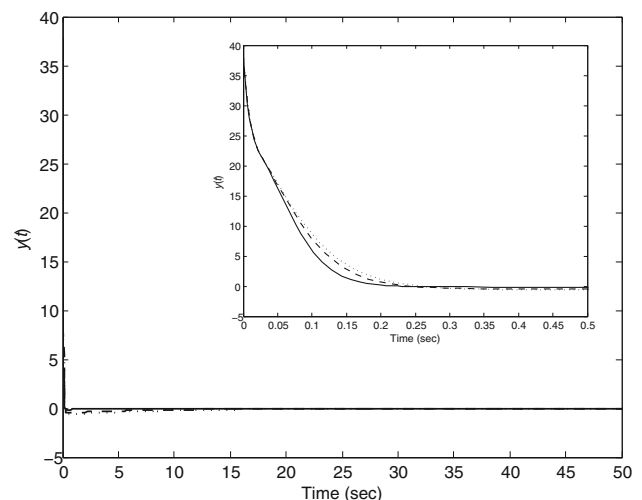


Fig. 12 Response of output $y(t)$ for Cases 7 (solid line), 8 (dashed line), and 9 (dotted line)

heavier (lighter) weight on y . Referring to Fig. 7, it demonstrates that a faster (slower) transient response with shorter (longer) settling time and smaller steady-state error with the increase (decrease) of weight on y . Similarly, in cases 7–9, we place different weights on u to investigate how it is influenced. It is found that the cost J_u decreases (increases) when placing heavier (lighter) weight on u . Furthermore, Fig. 11 shows that a smaller (larger) control signal is required to stabilize the T–S fuzzy model corresponding to a heavier (lighter) weight on u .

Through this example, we can conclude that Theorem 2 offers relaxed stability conditions using the PLMFs in the stability analysis. Furthermore, with the consideration of

Table 3 Costs J , J_{x_1} , J_y , and J_u for the 9 cases

Case	J	J_{x_1}	J_y	J_u
1	4.2128×10^1	1.9715	4.0047×10^1	1.9053
2	4.3146×10^1	1.9053	3.9031×10^1	2.1110
3	2.0168×10^2	1.6208	3.3549×10^1	6.0541
4	4.4273	1.9931	4.0410×10^1	1.8627
5	4.3146×10^1	1.9053	3.9031×10^1	2.1110
6	3.5546×10^3	1.7130	3.5489×10^1	3.9376
7	3.6968×10^1	1.7006	3.5215×10^1	4.1588
8	4.3146×10^1	1.9053	3.9031×10^1	2.1110
9	2.2190×10^2	2.0534	4.1377×10^1	1.7826

cost function in the stability analysis, it offers an effective way to realize the system performance

5 Conclusion

In this paper, the T–S FMB control system equipped with different fuzzy rules of model and controller is investigated in terms of both stability and performance based on Lyapunov theory. In addition, unlike the membership-independent methods, the information of membership function of T–S FMB control systems has been included into the analysis through a PLMF approach to further relax the stability conditions. Furthermore, the weighted cost function is introduced into the analysis to improve the performance and suppress the cost. Different requirements on suppressing the cost can be satisfied through adjusting the weight matrix. The stability conditions are derived in terms of LMIs and solved in the simulation examples to show the effectiveness of the proposed approach.

Acknowledgments The work described in this paper was partly supported by King’s College London, China Scholarship Council, National Natural Science Foundation of China (No. 61172022), State Administration of Foreign Experts Affairs of High-end Foreign Experts Project (GDW20151100010), and National Taipei University of Technology.

Open Access This article is distributed under the terms of the Creative Commons Attribution 4.0 International License (<http://creativecommons.org/licenses/by/4.0/>), which permits unrestricted use, distribution, and reproduction in any medium, provided you give appropriate credit to the original author(s) and the source, provide a link to the Creative Commons license, and indicate if changes were made.

References

1. Takagi, T., Sugeno, M.: Fuzzy identification of systems and its applications to modeling and control. *IEEE Trans. Syst. Man Cybern.* **1**, 116–132 (1985)
2. Tanaka, K., Wang, H.O.: *Fuzzy Control Systems Design and Analysis: A Linear Matrix Inequality Approach*. Wiley, New York (2004)
3. Tanaka, K., Ohtake, H., Wang, H.O.: A practical design approach to stabilization of a 3-dof rc helicopter. *IEEE Trans. Control Syst. Technol.* **12**(2), 315–325 (2004)
4. Huang, C.-H., Wang, W.-J., Chiu, C.-H.: Design and implementation of fuzzy control on a two-wheel inverted pendulum. *IEEE Trans. Ind. Electron.* **58**(7), 2988–3001 (2011)
5. Chang, W.-J., Tsai, Y.-S., Ku, C.-C.: Fuzzy fault tolerant control via takagi-sugeno fuzzy models for nonlinear systems with multiplicative noises. *Int. J. Fuzzy Syst.* **16**(3), 338–349 (2014)
6. Tanaka, K., Sugeno, M.: Stability analysis and design of fuzzy control systems. *Fuzzy Sets Syst.* **45**(2), 135–156 (1992)
7. Feng, G.: A survey on analysis and design of model-based fuzzy control systems. *IEEE Trans. Fuzzy Syst.* **14**(5), 676–697 (2006)
8. Sala, A., Guerra, T.M., Babuška, R.: Perspectives of fuzzy systems and control. *Fuzzy Sets Syst.* **156**(3), 432–444 (2005)
9. Wang, H.O., Tanaka, K., Griffin, M.F.: An approach to fuzzy control of nonlinear systems: stability and design issues. *IEEE Trans. Fuzzy Syst.* **4**(1), 14–23 (1996)
10. Tanaka, K., Ikeda, T., Wang, H.O.: Fuzzy regulators and fuzzy observers: relaxed stability conditions and LMI-based designs. *IEEE Trans. Fuzzy Syst.* **6**(2), 250–265 (1998)
11. Kim, E., Lee, H.: New approaches to relaxed quadratic stability condition of fuzzy control systems. *IEEE Trans. Fuzzy Syst.* **8**(5), 523–534 (2000)
12. Xiaodong, L., Qingling, Z.: New approaches to H_∞ controller designs based on fuzzy observers for Takagi–Sugeno fuzzy systems via LMI. *Automatica* **39**(9), 1571–1582 (2003)
13. Liu, X., Zhang, Q.: Approaches to quadratic stability conditions and H_∞ control designs for Takagi–Sugeno fuzzy systems. *IEEE Trans. Fuzzy Syst.* **11**(6), 830–839 (2003)
14. Teixeira, M.C., Assunção, E., Avellar, R.G.: On relaxed LMI-based designs for fuzzy regulators and fuzzy observers. *IEEE Trans. Fuzzy Syst.* **11**(5), 613–623 (2003)
15. Fang, C.H., Liu, Y.S., Kau, S.W., Hong, L., Lee, C.H.: A new LMI-based approach to relaxed quadratic stabilization of Takagi–Sugeno fuzzy control systems. *IEEE Trans. Fuzzy Syst.* **14**(3), 386–397 (2006)
16. Sala, A., Ariño, C.: Asymptotically necessary and sufficient conditions for stability and performance in fuzzy control: applications of Polya’s theorem. *Fuzzy Sets Syst.* **158**(24), 2671–2686 (2007)
17. Lam, H.K., Chan, E.W.S.: Stability analysis of sampled-data fuzzy-model-based control systems. *Int. J. Fuzzy Syst.* **10**(2), 129 (2008)
18. Su, X., Shi, P., Wu, L., Song, Y.-D.: A novel control design on discrete-time Takagi–Sugeno fuzzy systems with time-varying delays. *IEEE Trans. Fuzzy Syst.* **21**(4), 655–671 (2013)
19. Li, H., Yu, J., Hilton, C., Liu, H.: Adaptive sliding-mode control for nonlinear active suspension vehicle systems using T–S fuzzy approach. *IEEE Trans. Ind. Electron.* **60**(8), 3328–3338 (2013)
20. Sala, A., Arino, C.: Relaxed stability and performance conditions for takagi–sugeno fuzzy systems with knowledge on membership function overlap. *IEEE Trans. Syst. Man Cybern. B Cybern.* **37**(3), 727–732 (2007)
21. Sala, A., Arino, C.: Relaxed stability and performance lmi conditions for takagi-sugeno fuzzy systems with polynomial constraints on membership function shapes. *IEEE Trans. Fuzzy Syst.* **16**(5), 1328–1336 (2008)
22. Lam, H.K., Narimani, M.: Quadratic-stability analysis of fuzzy-model-based control systems using staircase membership functions. *IEEE Trans. Fuzzy Syst.* **18**(1), 125–137 (2010)
23. Lam, H.: Polynomial fuzzy-model-based control systems: stability analysis via piecewise-linear membership functions. *IEEE Trans. Fuzzy Syst.* **19**(3), 588–593 (2011)
24. C. Liu, H. Lam, X. Zhang, H. Li, and S. H. Ling, Relaxed stability conditions based on Taylor series membership functions for polynomial fuzzy-model-based control systems. In *Proceedings of the 2014 IEEE International Conference on Fuzzy Systems (FUZZ-IEEE 2014)*, (2014), pp. 2111–2118
25. Esfahani, S.H., Moheimani, S.R., Petersen, I.R.: LMI approach to suboptimal guaranteed cost control for uncertain time-delay systems. *Control Theory Appl. IEE Proc.* **145**(6), 491–498 (1998)
26. Yu, L., Chu, J.: An LMI approach to guaranteed cost control of linear uncertain time-delay systems. *Automatica* **35**(6), 1155–1159 (1999)
27. Chang, S.S., Peng, T.: Adaptive guaranteed cost control of systems with uncertain parameters. *Autom. Control IEEE Trans.* **17**(4), 474–483 (1972)

28. Guan, X.P., Chen, C.L.: Delay-dependent guaranteed cost control for Takagi–Sugeno fuzzy systems with time delays. *IEEE Trans. Fuzzy Syst.* **12**(2), 236–249 (2004)
29. Chen, B., Liu, X.: Fuzzy guaranteed cost control for nonlinear systems with time-varying delay. *IEEE Trans. Fuzzy Syst.* **13**(2), 238–249 (2005)
30. Jiang, X., Han, Q.-L.: On guaranteed cost fuzzy control for nonlinear systems with interval time-varying delay. *IET Control Theory Appl.* **1**(6), 1700–1710 (2007)
31. Chen, B., Liu, X., Tong, S., Lin, C.: Guaranteed cost control of ts fuzzy systems with state and input delays. *Fuzzy Sets Syst.* **158**, 2251–2267 (2007)
32. Kchaou, M., Souissi, M., Toumi, A.: Robust reliable guaranteed cost piecewise fuzzy control for discrete-time nonlinear systems with time-varying delay and actuator failures. *Int. J. Gen. Syst.* **40**(05), 531–558 (2011)
33. J. S. Zhang, Y. W. Wang, J. W. Xiao, and Y. Chen, Robust reliable guaranteed cost control of positive interval systems with multiple time delays and actuator failure. *Int. J. Syst. Sci.*, (2014) pp. 1–10
34. Zhang, G., Li, J.-M., Ge, Y.-W.: Nonfragile guaranteed cost control of discrete-time fuzzy bilinear system with time-delay. *J. Dyn. Syst. Meas. Control* **136**(4), 044502 (2014)
35. Lien, C.H., Yu, K.W., Chang, H.C., Chung, L.Y., Chen, J.D.: Robust reliable guaranteed cost control for uncertain T–S fuzzy neutral systems with interval time-varying delay and linear fractional perturbations. *Optimal Control Appl. Methods* **36**(1), 121–137 (2015)
36. Wu, J., Nguang, S.K., Shen, J., Liu, G.J., Li, Y.G.: Fuzzy guaranteed cost tracking control for boiler-turbines via T–S fuzzy model. *Int. J. Innov. Comput. Inf. Control* **6**(12), 5575–5586 (2010)
37. Hu, X., Wu, L., Hu, C., Gao, H.: Fuzzy guaranteed cost tracking control for a flexible air-breathing hypersonic vehicle. *IET Control Theory Appl.* **6**(9), 1238–1249 (2012)
38. Sun, C., Wang, Y., Chang, C.: Switching T–S fuzzy model-based guaranteed cost control for two-wheeled mobile robots. *Int. J. Innov. Comput. I* **8**(5), 3015–3028 (2012)
39. Xue, H., Wang, Y.: Guaranteed cost control based on uncertain fuzzy systems of permanent magnet synchronous motor. *J. Int. Council Electr Eng* **4**(4), 309–314 (2014)
40. Tanaka, K., Ohtake, H., Wang, H.O.: Guaranteed cost control of polynomial fuzzy systems via a sum of squares approach. *IEEE Trans. Syst. Man Cybern. B Cybern.* **39**(2), 561–567 (2009)
41. Takagi, T., Sugeno, M.: Fuzzy identification of systems and its applications to modelling and control. *IEEE Trans. Syst. Man. Cybern.* **smc-15**(1), 116–132 (1985)
42. Sugeno, M., Kang, G.T.: Structure identification of fuzzy model. *Fuzzy Sets Syst.* **28**(1), 15–33 (1988)
43. Wang, H.O., Tanaka, K., Griffin, M.F.: An approach to fuzzy control of nonlinear systems: stability and design issues. *IEEE Trans. Fuzzy Syst.* **4**(1), 14–23 (1996)
44. Tanaka, K., Ikeda, T., Wang, H.O.: Fuzzy regulators and fuzzy observers: relaxed stability conditions and LMI-based designs. *IEEE Trans. Fuzzy Syst.* **6**(2), 250–265 (1998)
45. Kim, E., Lee, H.: New approaches to relaxed quadratic stability condition of fuzzy control systems. *IEEE Trans. Fuzzy Syst.* **8**(5), 523–534 (2000)
46. Teixeira, M.C.M., Assuncao, E., Avellar, R.G.: On relaxed LMI-based designs for fuzzy regulators and fuzzy observers. *IEEE Trans. Fuzzy Syst.* **11**(5), 613–623 (2003)
47. Liu, X., Zhang, Q.: New approaches to H_∞ controller designs based on fuzzy observers for Takagi–Sugeno fuzzy systems via LMI. *Automatica* **39**(9), 1571–1582 (2003)
48. Fang, C.H., Liu, Y.S., Kau, S.W., Hong, L., Lee, C.H.: A new LMI-based approach to relaxed quadratic stabilization of Takagi–Sugeno fuzzy control systems. *IEEE Trans. Fuzzy Syst.* **14**(3), 386–397 (2006)
49. Boyd, S.P.: Linear matrix inequalities in system and control theory. *Soc. Ind. Appl. Math. (SIAM)* **15**, 1 (1994)
50. Lam, H.K., Li, H., Deters, C., Secco, E.L., Wurdemann, H.A., Althoefer, K.: Control design for interval type-2 fuzzy systems under imperfect premise matching. *IEEE Trans. Ind. Electron.* **61**(2), 956–968 (2014)



H. K. Lam received the B.E. (Hons.) and Ph.D. degrees from the Department of Electronic and Information Engineering, The Hong Kong Polytechnic University, Hong Kong, in 1995 and 2000, respectively. During the period of 2000 and 2005, he worked with the Department of Electronic and Information Engineering at The Hong Kong Polytechnic University as Post-Doctoral Fellow and Research Fellow, respectively. He joined as a Lecturer at King's College

London in 2005 and is currently a Reader. His current research interests include intelligent control systems and computational intelligence. He has served as a program committee member and international advisory board member for various international conferences and a reviewer for various books, international journals, and international conferences. He is an associate editor for *IEEE Transactions on Fuzzy Systems*, *IEEE Transactions on Circuits and Systems II: Express Briefs*, *IET Control Theory and Applications*, *International Journal of Fuzzy Systems*, and *Neurocomputing*; and guest editor for a number of international journals. He is an IEEE senior member. He is the coeditor for two edited volumes: *Control of Chaotic Nonlinear Circuits* (World Scientific, 2009) and *Computational Intelligence and Its Applications* (World Scientific, 2012), and the coauthor of the monograph: *Stability Analysis of Fuzzy-Model-Based Control Systems* (Springer, 2011).




Bo Xiao received bachelor and master (Hons.) degree in Engineering from College of Communication Engineering, Chongqing University, P.R. China, in 2010 and 2013, respectively. He is currently pursuing his Ph.D. degree of Robotics at King's College London. His current research interests include: Neural Networks, Support Vector Machine, Fuzzy Logic, and Fuzzy-Model-Based Control.



Yan Yu received the B.E. (Hons.) degrees from both Electronic & Electrical Engineering in the University of Birmingham and Electrical Engineering & Automation in Huazhong University of Science and Technology (HUST) in 2013. He was awarded the Msc (Hons.) degree in Advanced Control & System Engineering from Univeristy of Manchester in 2014. Currently he is pursuing the PhD degree of Robotics in King's College London. His

research interests include fuzzy-model-based control and its application.



Xunhe Yin received the B.E.degree in Automatic Control, Harbin University of Science and Technology, Heilongjiang, P. R. China in 1989, the PhD in control engineering from Harbin Institute of Technology (HIT) in 2000. He previously worked as a post-doctoral fellow in the Department of Electronic Engineering at Tsinghua University, as an associate research fellow in the "Academy of Opto-Electronics" at the Chinese Academy of

Sciences. Since 2006, he joined the Beijing Jiaotong University (BJTU) as an associate professor and is currently a Professor in the School of Electronic and Information Engineering (SEIE) at the BJTU. Prof. Yin's main research interests are in networked control systems; communication, control, and security in smart grid; control and security of cyber-physical system; communication and control technologies in smart traffic systems; control theory with applications for communication, networks. He has published more than 50 journals and conference papers.



Hugang Han received the B.E. degree in control engineering from Northeast Dianli University (NEDU), Jilin, P.R.China in 1989, the M.S. degree in mechanical engineering from Yamagata University in 1992, and the Ph.D. degree in electric engineering from Kyushu Institute of Technology in 1997. From 1992 to 1994 he was with the Department of Automation at the NEDU. Since 1997, he joined the Prefectural University of Hiroshima, where he is

currently a Professor at the Department of Management and

Information Systems. Prof. Han's main research interests are in fuzzy control, adaptive control, and intelligent system.



Shun-Hung Tsai received the B.S. degree from the Department of Industrial Education, National Taiwan Normal University, Taipei, Taiwan, R.O.C. in 1999, and the M.S. and Ph.D. degrees in 2001 and 2007, respectively, from National Cheng Kung University, Tainan, Taiwan, R.O.C., all in electrical engineering. He was an electrical engineer in Philips Building Semiconductor from 2003 to 2005. From 2005 to 2006, he was a control engineer of China Steel Corporation. From 2006 to 2007, he served as a process integration engineer in United Microelectronics Corporation. In 2008, he was an associate researcher at the Energy and Agile System Development, Metal Industrial Research and Develop Centre (MIRDC), Kaohsiung, Taiwan. Besides, he was an Assistant Professor in the department of electrical engineering, Chang Gung University of Taiwan in 2008. Furthermore, from 2009 to 2012, he was an Assistant Professor in the Graduate Institute of Automation Technology, National Taipei University of Technology. He is currently an Associate Professor in the Graduate Institute of Automation Technology, National Taipei University of Technology. His major

research interests include nonlinear control, intelligent control, fuzzy modeling and control, robust control, and robotics.



Chin-Sheng Chen received the Ph.D. degrees in Mechanical Engineering from National Chiao Tung University, Hsinchu, Taiwan, R.O.C., in 1999. He was a researcher of Sintec Technology Co. Ltd. during 1999–2000 and an R&D manager of TECO Electric & Machinery Co. Ltd. from 2000 to 2002. In 2002, he joined the Graduate Institute of Automation Technology, National Taipei University of Technology, Taipei, Taiwan, R.O.C., as an

Assistant Professor. Presently he is a professor and director of Graduate Institute of Automation Technology at National Taipei University of Technology. His research interests include motion control, mechatronics and machine vision. He received the Outstanding Research Award from the College of Mechanical and Electrical Engineering, Taipei TECH in 2013 and 2014. Prof. Chen has published over 150 journal and conference papers and book chapters on the research.